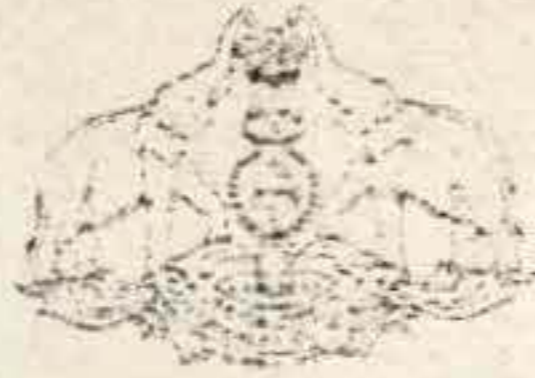
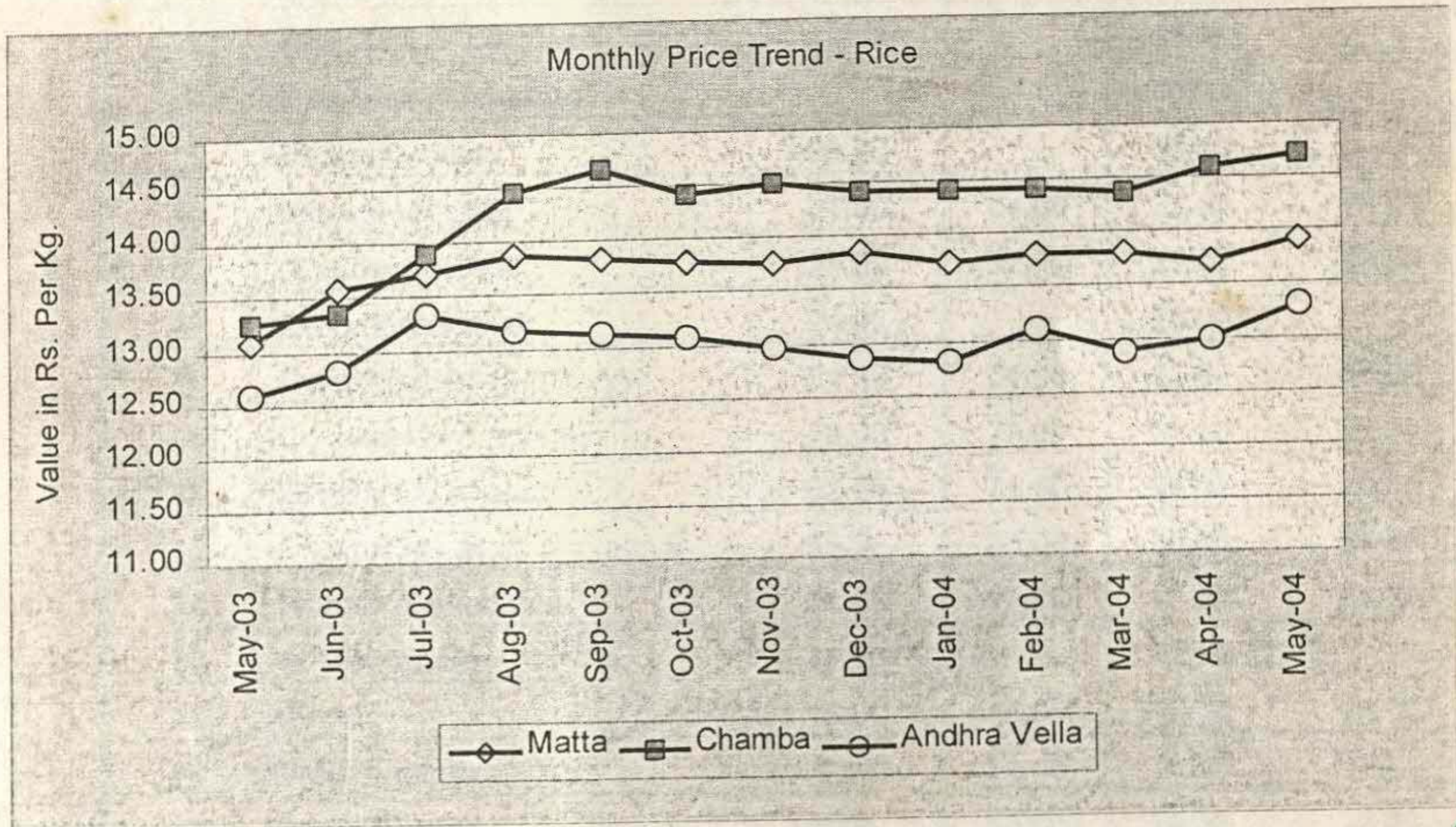


81 wo. 1538



Government of Kerala

Price Trend of Essential Commodities



Directorate of Economics & Statistics
Thiruvananthapuram

May
2004

25/8994 -
Skorafdeen

26189034 - Sk. Nath.

Department of Economics and Statistics, Kerala					
Comparative statement of Retail Prices of essential commodities prevailed in Tamilnadu and Kerala on 15/03/2004					
					(Rs/Kg.)
Sl.No.	Commodity	Coimbatore	Palakkad	Nagarcoil	Thiruvanantha puram
1	Boiled Rice (Fine)	12.00	13.00*	12.50	14.00*
2	Boiled Rice (Common)	12.00		11.00	
3	Raw Rice (Fine)	10.00		11.00	
4	Raw Rice (Common)			10.00	
5	Redgram dhall	29.00		33.00	
6	Blackgram dhall	24.00	24.00	25.00	25.00
7	Greengram dhall	25.00	32.00	25.00	29.00
8	Bengalgram dhall	24.00		28.00	
9	Groundnut Oil (ordinary)	54.00	64.00	61.00	60.00
10	Coconut Oil (Ordinary)	74.00	70.00	67.00	70.00
11	Gingilly Oil (Ordinary)	62.00	71.00	67.00	76.00
12	Dry Chillies (Ramnad mund)	35.00	40.00	35.00	57.00
13	Tamarind (medium)	32.00	22.00	16.00	24.00
14	Wheat (white)	12.50		12.50	
15	Sugar	15.00	15.00	15.00	16.00
16	Pototo (medium)	7.00	14.00	9.00	7.80
17	Onion (ll sort)	8.00	10.00	10.00	12.20
18	Onion (Smbar/kar)	7.00	6.00	10.00	9.60
19	Salt (Ordinary)	2.00	2.00	2.00	2.00
	* Rice(Red) Matta				

Department of Economics and Statistics, Kerala

Comparative statement of Retail Prices of essential commodities
prevailed in Tamilnadu and Kerala on 31/03/2004

Sl.No.	Commodity	Coimbatore	Palakkad	Nagarcoil	(Rs/Kg.)
					Thiruvananthapuram
1	Boiled Rice (Fine)	12.00	13.00*	12.50	14.00*
2	Boiled Rice (Common)	12.00		10.50	
3	Raw Rice (Fine)	10.00		10.50	
4	Raw Rice (Common)			10.00	
5	Redgram dhall	29.00		33.00	
6	Blackgram dhall	26.00	24.00	25.00	25.00
7	Greengram dhall	25.00	32.00	25.00	29.00
8	Bengalgram dhall	24.00		26.00	
9	Groundnut Oil (ordinary)	54.00	64.00	58.00	60.00
10	Coconut Oil (Ordinary)	74.00	70.00	70.00	70.00
11	Gingilly Oil (Ordinary)	62.00	71.00	68.00	76.00
12	Dry Chillies (Ramnad mund)	34.00	38.00	33.00	57.00
13	Tamarind (medium)	32.00	20.00	20.00	24.00
14	Wheat (white)	12.50		12.00	
15	Sugar	15.50	15.50	15.50	16.40
16	Pototo (medium)	8.00	8.00	9.00	8.00
17	Onion (ll sort)	8.00	10.00	9.00	13.20
18	Onion (Smbar/kar)	8.00	7.00	12.00	9.40
19	Salt (Ordinary)	2.00	2.00	2.00	2.00
	* Rice(Red) Matta				

**Percentage variation of retail prices of certain essential commodities for
the Second Friday of April 2004 & May 2004**

Sl. No.	Name of Commodity	Unit	Prices (in Rs.) on		Percentage variation
			Apr-04	May-04	
(1)	(2)	(3)	(4)	(5)	(6)
A. RICE - Open Market					
1	Red - Matta	Kg	13.71	13.90	1.39
2	Red - Chamba	Kg	14.58	14.70	0.82
3	White - Andra Vella	Kg	12.98	13.31	2.54
B. PULSES					
4	Green gram	Kg	27.93	27.93	0.00
5	Black gram split w/o husk	Kg	26.39	26.18	-0.80
6	Dhall(Tur)	Kg	33.96	34.17	0.62
C. OTHER FOOD ITEMS					
7	Sugar(O.M)	Kg.	15.74	16.63	5.65
8	Milk (Cow's)	Ltr.	14.04	14.04	0.00
9	Egg Hen's (White lagon)	Dozen	14.19	17.59	23.96
10	Mutton with bones	Kg	134.29	134.29	0.00
11	Tea (Kannan Devan)	1/2 kg	71.29	66.68	-6.47
12	Coffee Powder (Brook Bond Gr.Label)	1/2 kg	68.36	68.36	0.00
D. OIL AND OIL SEEDS					
13	Coconut oil	Kg	67.00	66.64	-0.54
14	Groundnut oil	Kg	68.81	68.99	0.26
15	Refined oil (Postman)	Kg.	90.39	90.28	-0.12
16	Gingelly oil	Kg.	73.06	72.83	-0.31
17	Coconut without husk	100 nos	655.00	636.43	-2.84
E. SPICES AND CONDIMENTS					
18	Corriandar	Kg.	34.79	32.36	-6.98
19	Chillies dry	Kg.	42.86	39.57	-7.68
20	Onion small	Kg.	12.63	15.14	19.87
21	Tamarind without seeds loose	Kg.	27.43	28.00	2.08
F. TUBERS					
22	Chenai	Kg.	14.64	17.36	18.58
23	Tapioca Raw	Kg.	5.88	5.93	0.85
24	Potato	Kg.	8.97	11.79	31.44
25	Colocassia	Kg.	15.58	18.17	16.62
G. VEGETABLES					
26	Onion big	Kg.	8.23	7.74	-5.95
27	Brinjal	Kg.	9.50	10.07	6.00
28	Cucumber	Kg.	7.43	8.07	8.61
29	Ladies Finger	Kg.	15.14	16.07	6.14
30	Cabbage	Kg	8.29	8.36	0.84
31	Bittergourd	Kg.	15.21	17.79	16.96
32	Tomatto	Kg.	6.93	12.36	78.35
33	Chillies green	Kg.	19.36	15.29	-21.02
34	Banana green	Kg.	12.57	16.00	27.29
35	Plantain green	Kg.	10.14	10.21	0.69
H. MISCELLANEOUS ITEMS					
36	Washing Soap (501 Half Bar)	1/2 Bar	8.00	7.93	-0.88
37	Toilet Soap - Lux	100 gm	12.79	12.75	-0.31
38	Toothpaste - Colgate	100 gm	25.00	25.00	0.00
39	Cement - Sankar (Ord.Paper Bag)	each	172.82	183.27	6.05

**Percentage variation of retail prices of certain essential commodities
for the Second Weekend of May 2003 & 2004**

Sl. No.	Name of Commodity	Unit	Prices (in Rs.) on		Percentage Variation
			May-03	May-04	
(1)	(2)	(3)	(4)	(5)	(6)
	A. RICE - Open Market				
1	Red - Matta	Kg	13.09	13.90	6.19
2	Red - Chamba	Kg	13.27	14.70	10.78
3	White - Andra Vella	Kg	12.57	13.31	5.89
	B. PULSES				
4	Green gram	Kg	30.43	27.93	-8.22
5	Black gram split w/o husk	Kg	27.04	26.18	-3.18
6	Dhall(Tur)	Kg	31.04	34.17	10.08
	C. OTHER FOOD ITEMS				
7	Sugar(O.M)	Kg.	13.34	16.63	24.66
8	Milk (Cow's)	Ltr.	13.04	14.04	7.67
9	Egg Hen's (White lagon)	Dozen	15.04	17.59	16.95
10	Mutton with bones	Kg	126.43	134.29	6.22
11	Tea (Kannan Devan)	1/2 kg	71.50	66.68	-6.74
12	Coffee Powder (Brook Bond Gr.Label)	1/2 kg	65.71	68.36	4.03
	D. OIL AND OIL SEEDS				
13	Coconut oil	Kg	58.30	66.64	14.31
14	Groundnut oil	Kg	65.86	68.99	4.75
15	Refined oil (Postman)	Kg.	76.79	90.28	17.57
16	Gingelly oil	Kg.	70.55	72.83	3.23
17	Coconut without husk	100 nos	569.64	636.43	11.72
	E. SPICES AND CONDIMENTS				
18	Corriandar	Kg.	43.00	32.36	-24.74
19	Chillies dry	Kg.	51.21	39.57	-22.73
20	Onion small	Kg.	15.69	15.14	-3.51
21	Tamarind without seeds loose	Kg.	22.64	28.00	23.67
	F. TUBERS				
22	Chenai	Kg.	15.77	17.36	10.08
23	Tapioca Raw	Kg.	5.96	5.93	-0.50
24	Potato	Kg.	10.56	11.79	11.65
25	Colocassia	Kg.	14.85	18.17	22.36
	G. VEGETABLES				
26	Onion big	Kg.	7.57	7.74	2.25
27	Brinjal	Kg.	11.14	10.07	-9.61
28	Cucumber	Kg.	7.43	8.07	8.61
29	Ladies Finger	Kg.	11.93	16.07	34.70
30	Cabbage	Kg	8.71	8.36	-4.02
31	Bittergourd	Kg.	14.36	17.79	23.89
32	Tomatto	Kg.	16.07	12.36	-23.09
33	Chillies green	Kg.	13.79	15.29	10.88
34	Banana green	Kg.	11.14	16.00	43.63
35	Plantain green	Kg.	8.29	10.21	23.16
	H. MISCELLANEOUS ITEMS				
36	Washing Soap (501 Half Bar)	1/2 Bar	7.91	7.93	0.25
37	Toilet Soap - Lux	100 gm	12.25	12.75	4.08
38	Toothpaste - Colgate	100 gm	29.29	25.00	-14.65
39	Cement - Sankar (Ord.Paper Bag)	each	176.05	183.27	4.10

Quarterly retail prices of certain essential commodities

for the Second Weekend for the last one year

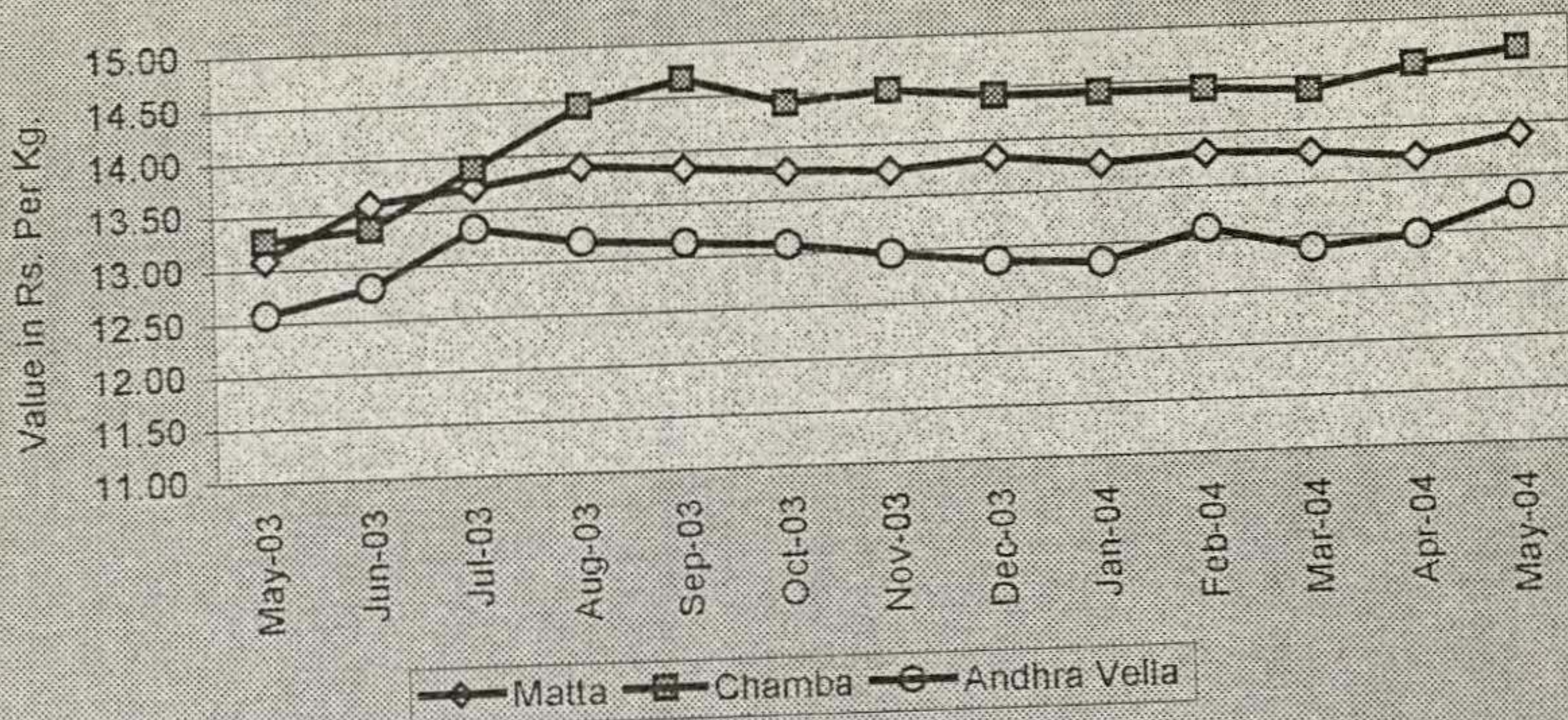
Sl. No.	Name of Commodity	Unit	Prices (in Rs.) on				
			May-03	Aug-03	Nov-03	Feb-04	May-04
(1)	(2)	(3)	(4)	(5)	(6)	(7)	(8)
A. RICE - Open Market							
1	Red - Matta	Kg	13.09	13.88	13.75	13.81	13.90
2	Red - Chamba	Kg	13.27	14.45	14.50	14.42	14.70
3	White - Andra Vella	Kg	12.57	13.17	12.96	13.10	13.31
B. PULSES							
4	Green gram	Kg	30.43	30.08	27.43	27.89	27.93
5	Black gram split w/o husk	Kg	27.04	26.27	25.46	26.46	26.18
6	Dhall(Tur)	Kg	31.04	30.29	33.03	34.15	34.17
C. OTHER FOOD ITEMS							
7	Sugar(O.M)	Kg.	13.34	15.33	14.59	15.71	16.63
8	Milk (Cow's)	Ltr.	13.04	13.08	13.04	14.04	14.04
9	Egg Hen's (White lagon)	Dozen	15.04	15.74	18.91	15.14	17.59
10	Mutton with bones	Kg	126.43	126.43	128.57	132.14	134.29
11	Tea (Kannan Devan)	1/2 kg	71.50	71.00	71.29	71.43	66.68
12	Coffee Powder (Brook Bond Gr.Label)	1/2 kg	65.71	67.43	67.54	67.86	68.36
D. OIL AND OIL SEEDS							
13	Coconut oil	Kg	58.30	62.90	74.32	68.41	66.64
14	Groundnut oil	Kg	65.86	66.66	68.05	70.32	68.99
15	Refined oil (Postman)	Kg.	76.79	83.05	90.65	91.50	90.28
16	Gingelly oil	Kg.	70.55	69.19	68.32	70.82	72.83
17	Coconut without husk	100 nos	569.64	584.23	711.07	667.14	636.43
E. SPICES AND CONDIMENTS							
18	Corriandar	Kg.	43.00	43.85	40.50	36.29	32.36
19	Chillies dry	Kg.	51.21	54.77	52.36	55.07	39.57
20	Onion small	Kg.	15.69	12.69	13.47	10.86	15.14
21	Tamarind without seeds loose	Kg.	22.64	23.58	24.64	25.00	28.00
F. TUBERS							
22	Chenai	Kg.	15.77	11.23	10.43	13.07	17.36
23	Tapioca Raw	Kg.	5.96	6.27	5.68	5.54	5.93
24	Potato	Kg.	10.56	10.31	9.13	8.70	11.79
25	Colocassia	Kg.	14.85	16.09	14.79	13.64	18.17
G. VEGETABLES							
26	Onion big	Kg.	7.57	8.77	12.04	12.19	7.74
27	Brinjal	Kg.	11.14	12.00	13.57	9.86	10.07
28	Cucumber	Kg.	7.43	9.31	7.29	7.14	8.07
29	Ladies Finger	Kg.	11.93	11.46	13.50	9.00	16.07
30	Cabbage	Kg	8.71	11.08	9.07	7.64	8.36
31	Bittergourd	Kg.	14.36	16.00	13.86	13.00	17.79
32	Tomatto	Kg.	16.07	8.46	11.93	6.86	12.36
33	Chillies green	Kg.	13.79	12.62	13.29	11.71	15.29
34	Banana green	Kg.	11.14	11.27	14.04	14.96	16.00
35	Plantain green	Kg.	8.29	9.08	9.39	9.54	10.21
H. MISCELLANEOUS ITEMS							
36	Washing Soap (501 Half Bar)	1/2 Bar	7.91	7.93	7.95	7.98	7.93
37	Toilet Soap - Lux	100 gm	12.25	12.32	12.32	12.36	12.75
38	Toothpaste - Colgate	100 gm	29.29	26.07	25.71	25.71	25.00
39	Cement - Sankar (Ord.Paper Bag)	each	176.05	172.54	166.96	172.96	183.27

Monthly retail prices of certain essential commodities for the last one year

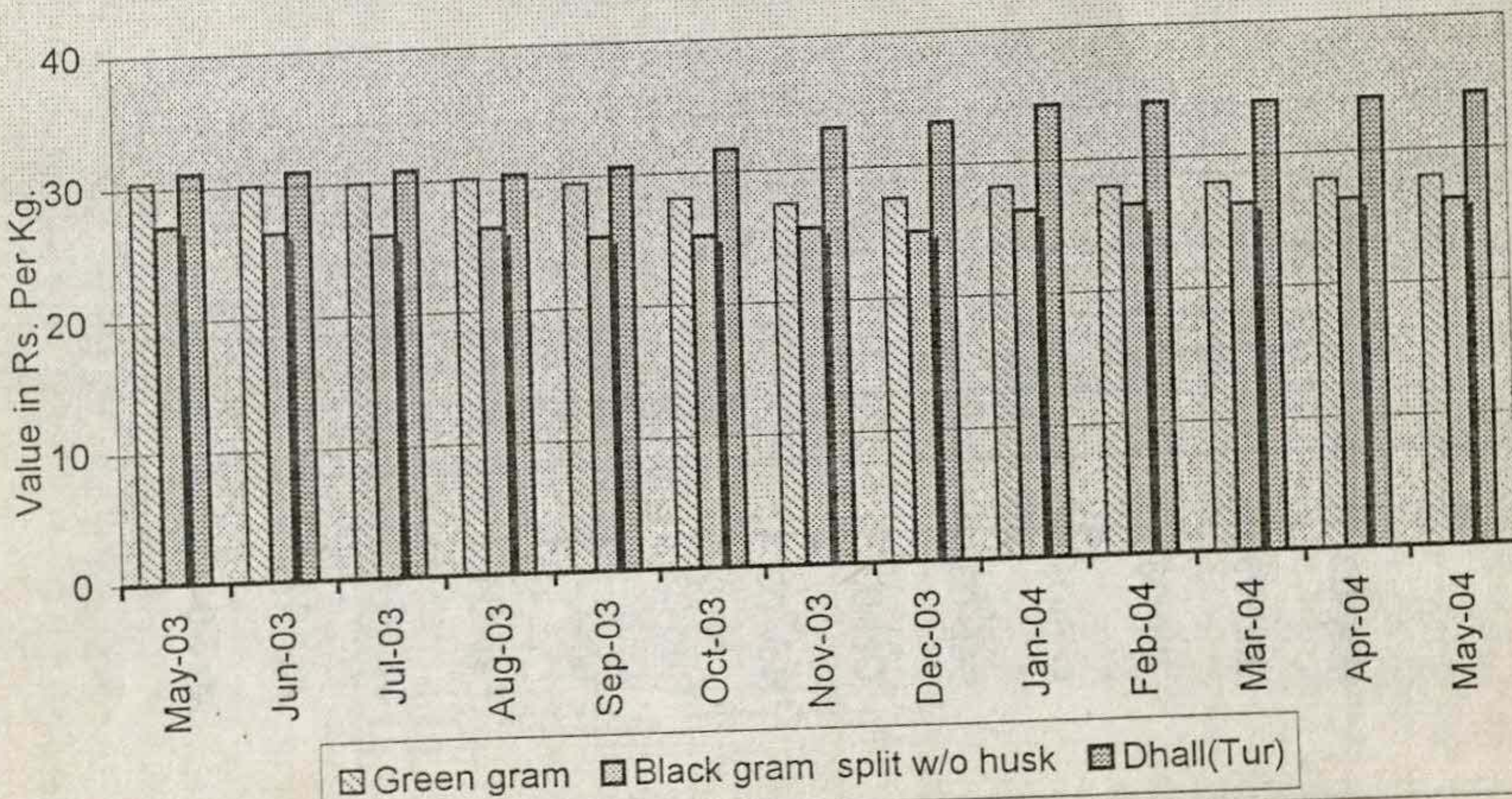
Sl. No.	Name of Commodity	Unit	Retail Prices on the Second Friday of													
			May-03	Jun-03	Jul-03	Aug-03	Sep-03	Oct-03	Nov-03	Dec-03	Jan-04	Feb-04	Mar-04	Apr-04	May-04	
(1)	(2)	(3)	(4)	(5)	(6)	(7)	(8)	(9)	(10)	(11)	(12)	(13)	(14)	(15)	(16)	
A. RICE - Open Market																
1	Red - Matta	Kg	13.09	13.59	13.71	13.88	13.83	13.78	13.75	13.85	13.74	13.81	13.79	13.71	13.90	
2	Red - Chamba	Kg	13.27	13.35	13.89	14.45	14.67	14.42	14.50	14.42	14.42	14.42	14.38	14.58	14.70	
3	White - Andra Vella	Kg	12.57	12.80	13.32	13.17	13.13	13.08	12.96	12.86	12.82	13.10	12.89	12.98	13.31	
B. PULSES																
4	Green gram	Kg	30.43	30.07	29.96	30.08	29.43	28.07	27.43	27.50	28.18	27.89	27.96	27.93	27.93	
5	Black gram split w/o husk	Kg	27.04	26.39	26.00	26.27	25.29	25.11	25.46	24.96	26.29	26.46	26.29	26.39	26.18	
6	Dhall(Tur)	Kg	31.04	31.00	30.81	30.29	30.54	31.65	33.03	33.19	34.19	34.15	33.96	33.96	34.17	
C. OTHER FOOD ITEMS																
7	Sugar(O.M)	Kg.	13.34	13.32	13.94	15.33	14.64	14.63	14.59	14.02	14.02	15.71	15.45	15.74	16.63	
8	Milk (Cow's)	Ltr.	13.04	13.04	13.04	13.08	13.04	13.04	13.04	14.00	14.04	14.04	14.04	14.04	14.04	
9	Egg Hen's (White lagon)	Dozen	15.04	18.09	17.80	15.74	16.59	17.59	18.91	19.32	19.91	15.14	14.39	14.19	17.59	
10	Mutton with bones	Kg	126.43	125.71	125.71	126.43	128.57	127.86	128.57	128.57	130.71	132.14	132.14	134.29	134.29	
11	Tea (Kannan Devan)	1/2 kg	71.50	71.14	71.00	71.00	71.50	71.29	71.29	71.29	71.43	71.43	71.29	71.29	66.68	
12	Coffee Powder (Brook Bond Gr.Label)	1/2 kg	65.71	66.21	66.93	67.43	67.36	67.82	67.54	67.86	67.86	67.86	68.36	68.36	68.36	
D. OIL AND OIL SEEDS																
13	Coconut oil	Kg	58.30	53.88	59.55	62.90	65.68	70.32	74.32	70.43	70.61	68.41	68.09	67.00	66.64	
14	Groundnut oil	Kg	65.86	66.37	66.03	66.66	64.98	68.14	68.05	67.95	69.68	70.32	69.34	68.81	68.99	
15	Refined oil (Postman)	Kg.	76.79	80.21	87.54	83.05	89.77	89.95	90.65	90.15	91.50	91.50	90.28	90.39	90.28	
16	Gingelly oil	Kg.	70.55	69.68	69.66	69.19	67.02	67.38	68.32	69.55	70.63	70.82	73.42	73.06	72.83	
17	Coconut without husk	100 nos	569.64	531.43	558.93	584.23	615.36	638.21	711.07	684.29	691.43	667.14	666.07	655.00	636.43	
E. SPICES AND CONDIMENTS																
18	Corriandar	Kg.	43.00	43.89	44.29	43.85	43.43	42.64	40.50	39.00	37.68	36.29	35.79	34.79	32.36	
19	Chillies dry	Kg.	51.21	51.50	54.21	54.77	54.21	52.50	52.36	53.21	56.43	55.07	47.21	42.86	39.57	
20	Onion small	Kg.	15.69	15.71	14.71	12.69	11.82	13.85	13.47	13.39	11.41	10.86	11.61	12.63	15.14	
21	Tamarind without seeds loose	Kg.	22.64	22.57	22.96	23.58	23.86	23.96	24.64	25.14	25.07	25.00	27.36	27.43	28.00	
F. TUBERS																
22	Chennai	Kg.	15.77	18.50	14.14	11.23	10.57	10.14	10.43	11.71	12.00	13.07	13.43	14.64	17.36	
23	Tapioca Raw	Kg.	5.96	5.89	5.71	6.27	6.25	5.71	5.68	5.57	5.64	5.54	5.64	5.88	5.93	
24	Potato	Kg.	10.56	10.46	10.89	10.31	9.36	9.06	9.13	9.67	9.53	8.70	8.49	8.97	11.79	
25	Colocassia	Kg.	14.85	15.52	16.69	16.09	17.79	15.57	14.79	14.14	13.36	13.64	14.29	15.58	18.17	

Sl. No.	Name of Commodity	Unit	Retail Prices on the Second Friday of												
			May-03	Jun-03	Jul-03	Aug-03	Sep-03	Oct-03	Nov-03	Dec-03	Jan-04	Feb-04	Mar-04	Apr-04	May-04
(1)	(2)	(3)	(4)	(5)	(6)	(7)	(8)	(9)	(10)	(11)	(12)	(13)	(14)	(15)	(16)
	G. VEGETABLES														
26	Onion big	Kg.	7.57	8.79	8.90	8.77	8.95	12.41	12.04	11.34	12.68	12.19	8.72	8.23	7.74
27	Brinjal	Kg.	11.14	12.00	12.00	12.00	15.36	12.86	13.57	14.00	11.00	9.86	9.86	9.50	10.07
28	Cucumber	Kg.	7.43	8.07	9.36	9.31	7.43	6.57	7.29	7.43	9.00	7.14	6.79	7.43	8.07
29	Ladies Finger	Kg.	11.93	11.79	11.00	11.46	11.86	12.93	13.50	12.00	11.07	9.00	11.86	15.14	16.07
30	Cabbage	Kg.	8.71	15.43	13.43	11.08	10.64	10.14	9.07	9.07	8.43	7.64	8.00	8.29	8.36
31	Bittergourd	Kg.	14.36	17.00	17.21	16.00	16.43	13.50	13.86	14.43	13.86	13.00	13.50	15.21	17.79
32	Tomatto	Kg.	16.07	12.07	19.43	8.46	11.00	10.36	11.93	14.29	11.29	6.86	6.21	6.93	12.36
33	Chillies green	Kg.	13.79	20.29	21.86	12.62	18.36	13.21	13.29	14.07	13.79	11.71	12.79	19.36	15.29
34	Banana green	Kg.	11.14	12.43	11.57	11.27	14.93	12.21	14.04	14.50	15.39	14.96	13.71	12.57	16.00
35	Plantain green	Kg.	8.29	9.00	9.18	9.08	9.54	9.07	9.39	9.14	9.50	9.54	9.71	10.14	10.21
	H. MISCELLANEOUS ITEMS														
36	Washing Soap (501 Half Bar)	1/2 Bar	7.91	7.93	7.93	7.93	7.95	7.95	7.95	7.98	7.96	7.98	7.93	8.00	7.93
37	Toilet Soap - Lux	100 gm	12.25	12.29	12.32	12.32	12.29	12.36	12.32	12.29	12.29	12.36	12.61	12.79	12.75
38	Toothpaste - Colgate	100 gm	29.29	27.50	26.07	26.07	26.07	26.07	25.71	25.71	25.71	25.71	25.36	25.00	25.00
39	Cement - Sankar (Ord.Paper Bag)	each	176.05	176.21	175.46	172.54	160.04	149.79	166.96	177.68	173.05	172.96	168.75	172.82	183.27

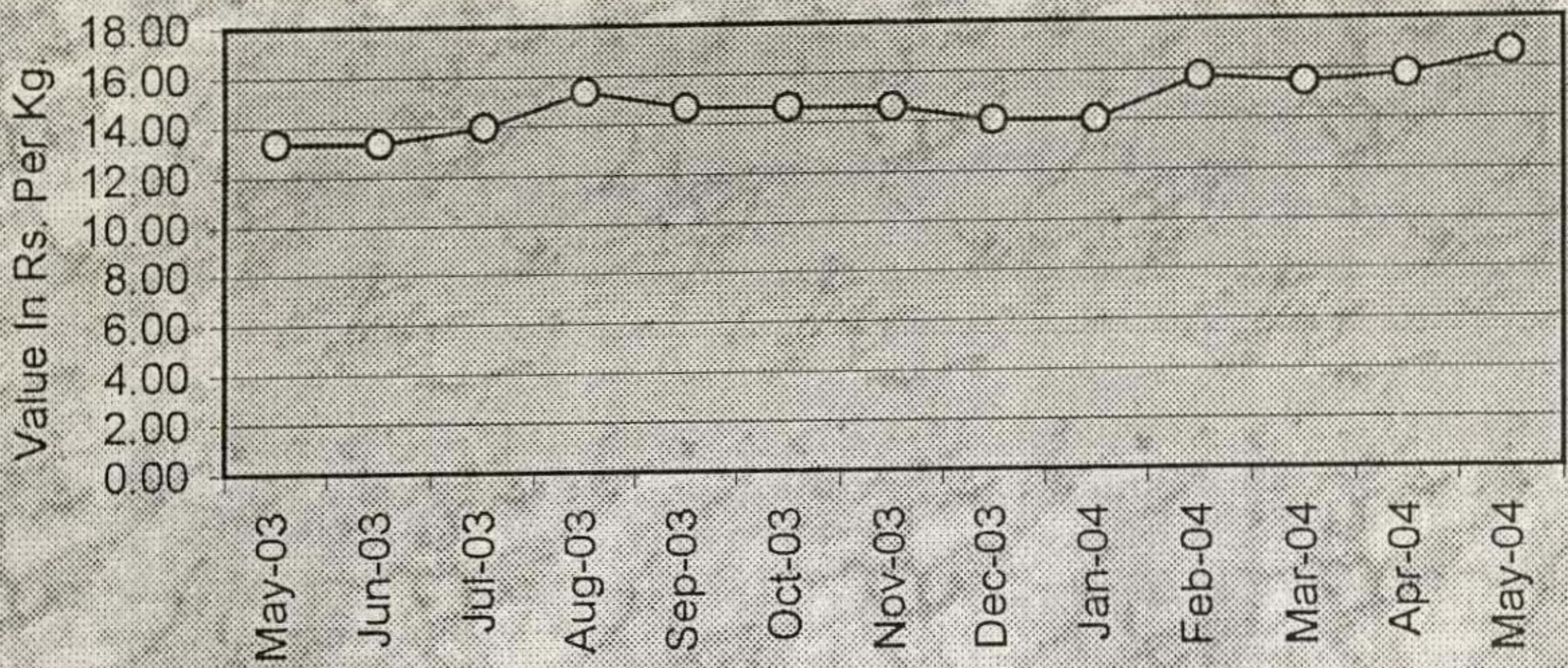
Monthly Price Trend - Rice



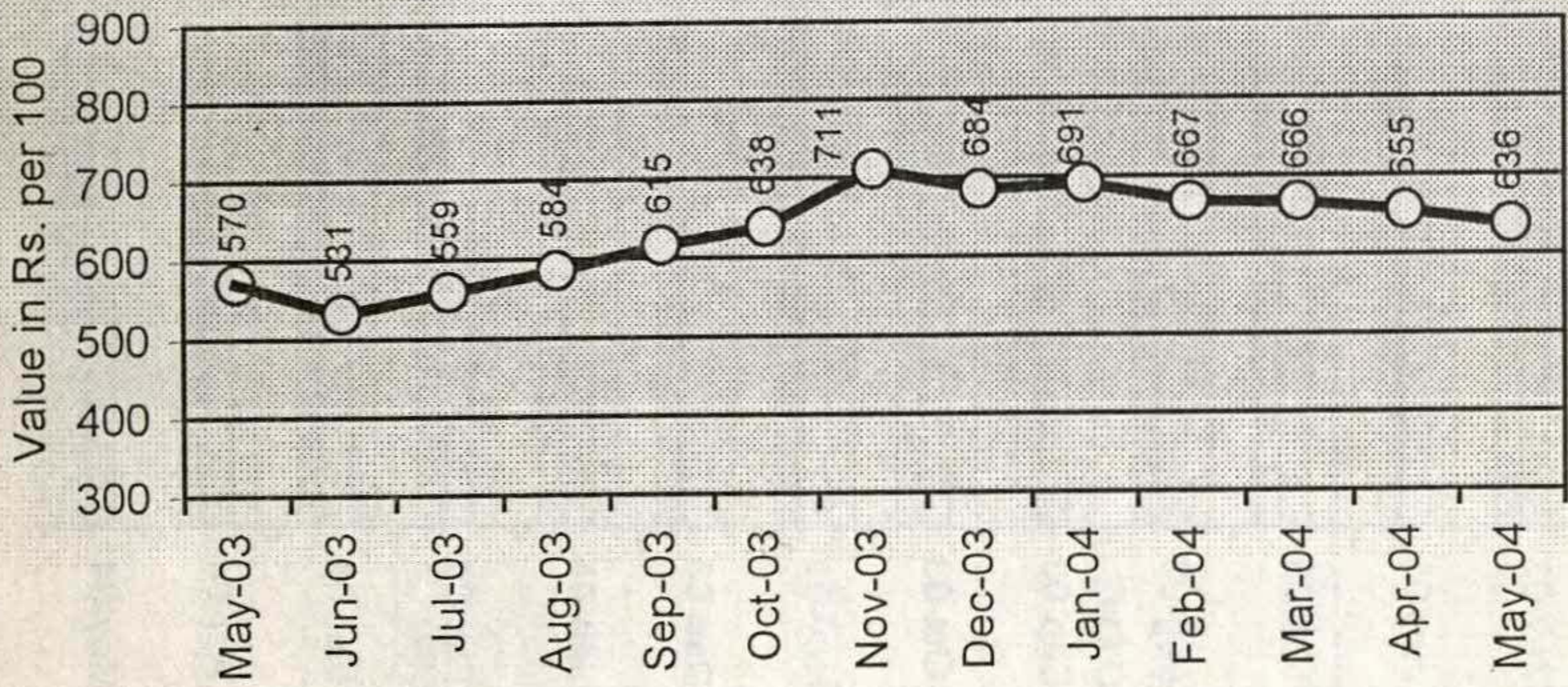
Monthly Price Trend - Pulses



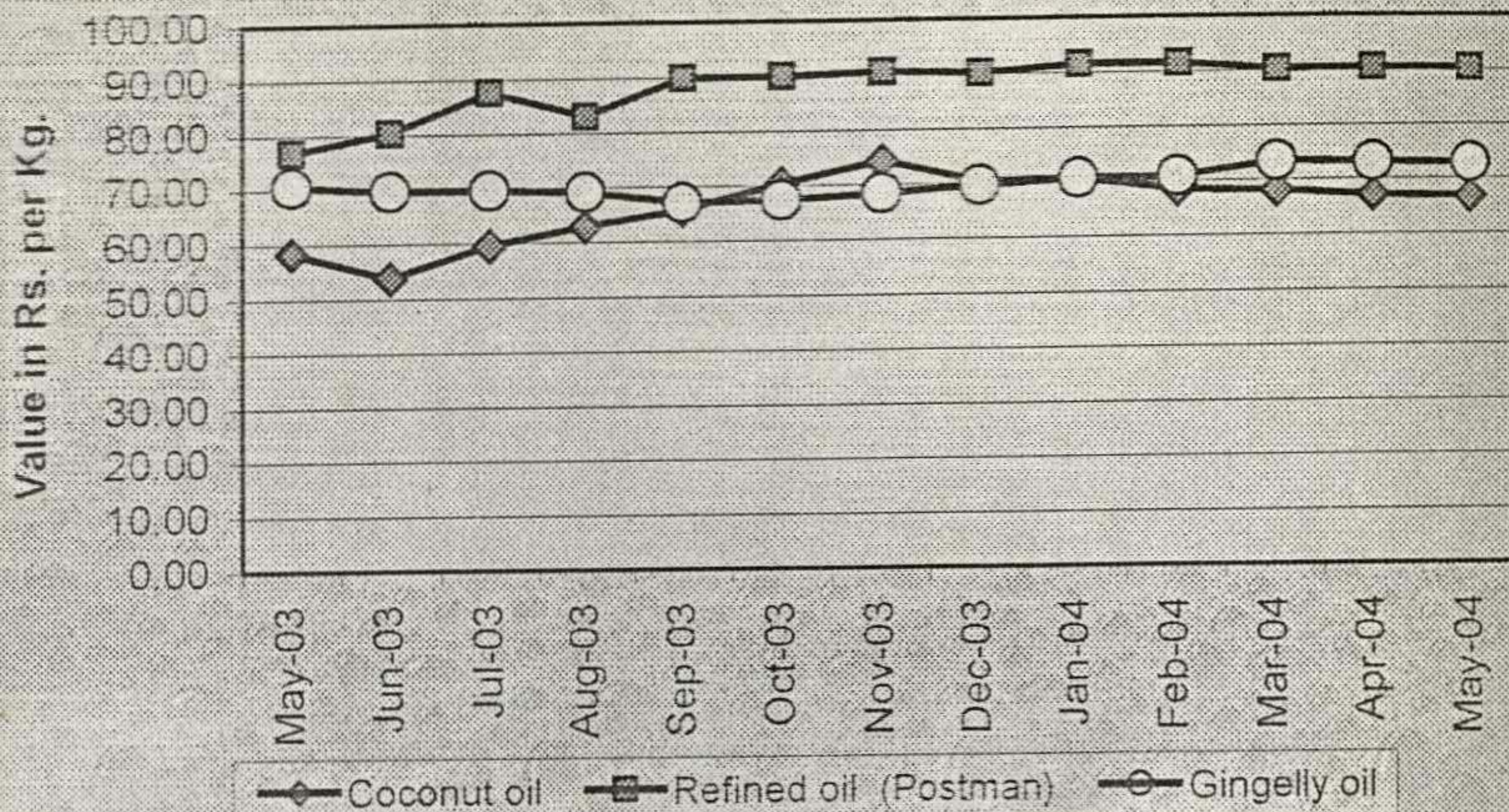
Monthly Price Trend - Sugar




Monthly Price Trend - Coconut without husk



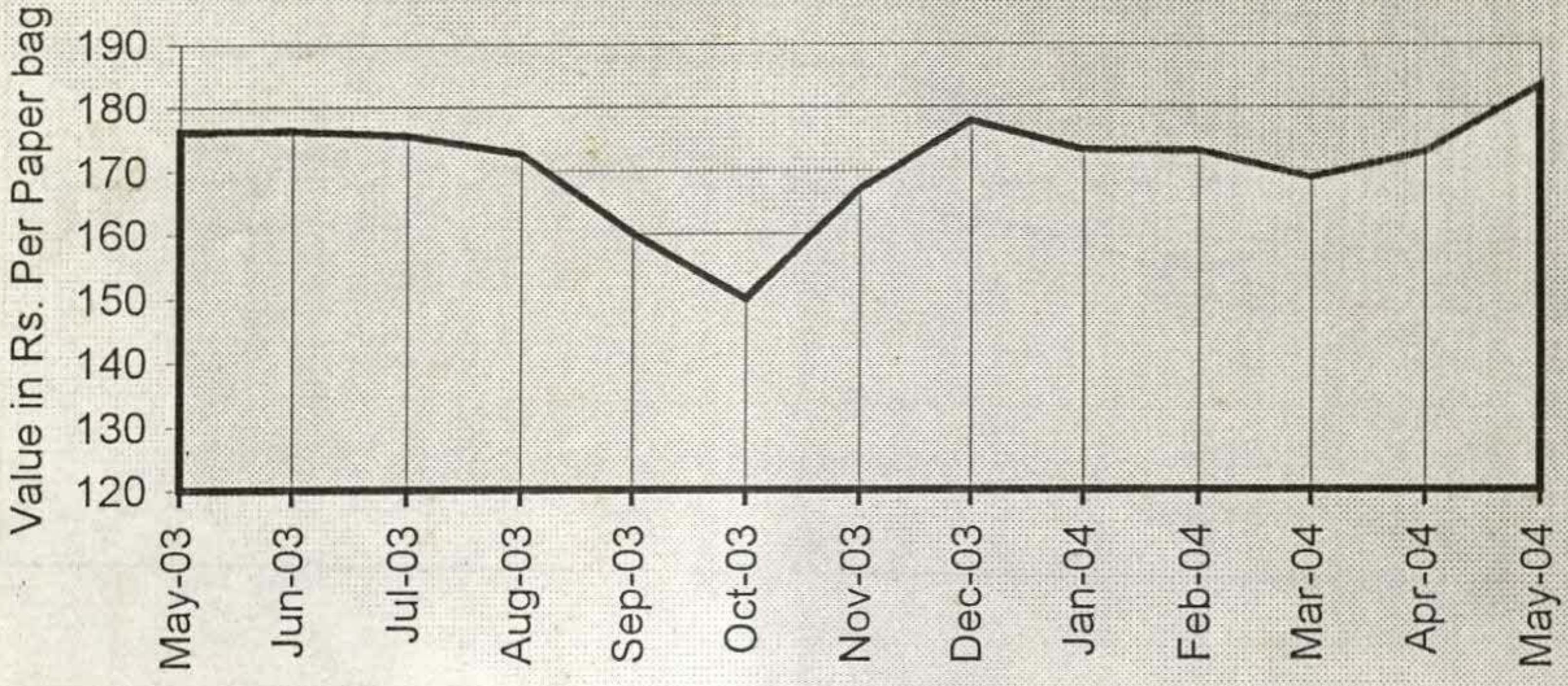
Monthly Price Trend - Edible Oil



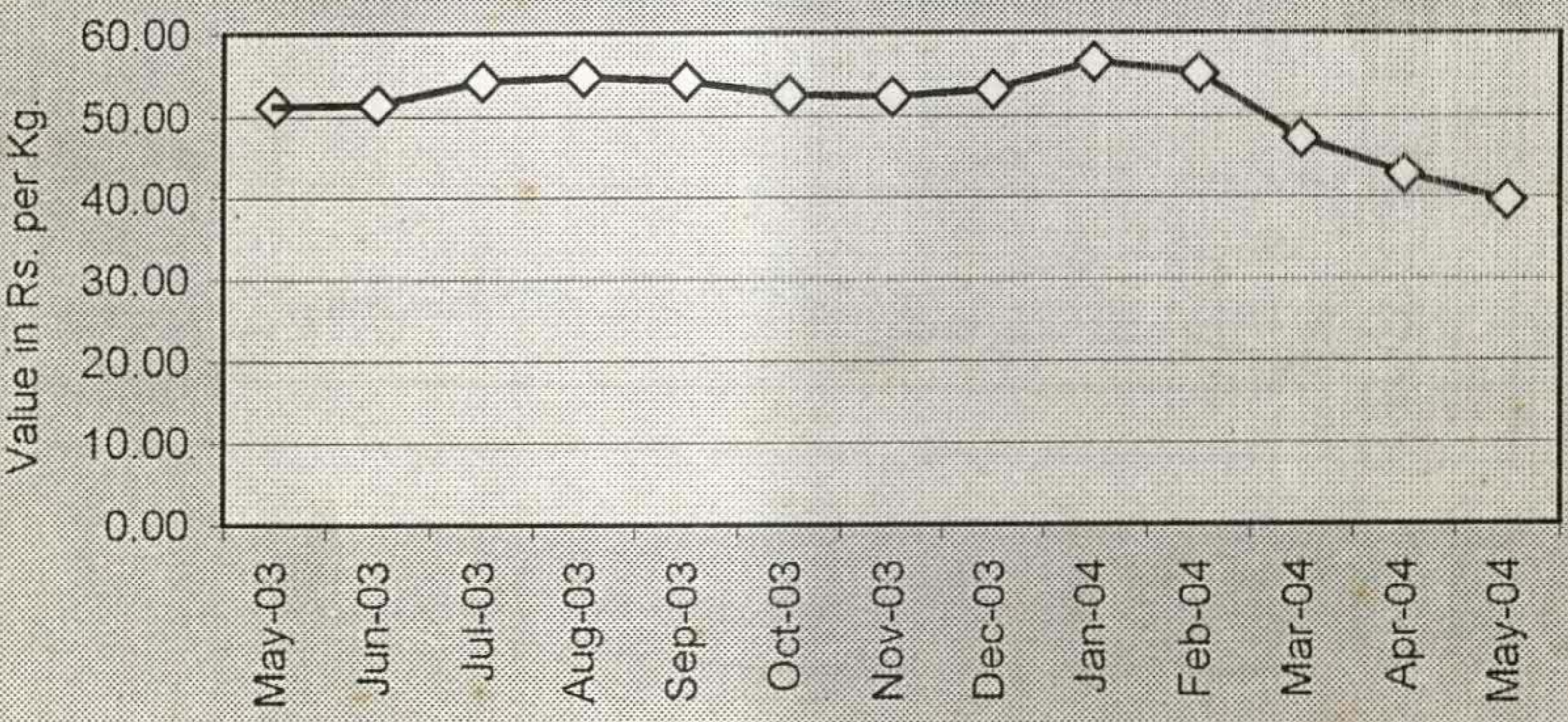
Monthly Price Trend - Onion



Monthly Price Trend - Cement(Sankar-Ord. Paper Bag)



Monthly Price Trend - Chillies dry



Prepared by the Prices Division in association with Computer Division

For Director

153