



**GOVERNMENT OF KERALA**

**ANNUAL REVIEW OF CROP STATISTICS  
SYSTEM IN KERALA THROUGH THE  
SCHEME FOR IMPROVEMENT OF CROP  
STATISTICS 2022-23**

***DEPARTMENT OF ECONOMICS & STATISTICS  
KERALA***



## **PREFACE**

*The Department of Economics & Statistics is the designated agency for compiling Agricultural Statistics in the state. At the national level, Ministry of Agriculture and Farmers' Welfare, Government of India, implements the central sector scheme, Improvement of Agricultural Statistics (IAS) in which, "Establishment of an Agency for Reporting Agricultural Statistics (EARAS)" is a component being implemented in the non-land record State like Kerala. Through EARAS scheme, data on land use, crop acreage, productivity, yield rates, irrigation details, and related aspects are systematically collected, which are important indicators for planning & development in the Agriculture sector for the Central & State Governments.*


*The National Statistics Office (NSO), under the Ministry of Statistics & Programme Implementation, Government of India, plays a pivotal role in this process. It provides training to state government field staff and offers technical guidance in developing efficient survey techniques to ensure timely and reliable estimates of crop area and yield.*

*To address non-sampling errors, the National Statistics Office (Field Operations Division) and the State Government jointly conduct sample checks using two non-overlapping samples. This methodology forms the foundation of the "Improvement of Crop Statistics (ICS)" scheme, launched in 1975-76. The primary objective of the ICS scheme is to identify and rectify deficiencies in the crop statistics system through technical supervision of fieldwork and the implementation of recommended improvements.*

*Each year, the Directorate of Economics and Statistics (DES) compiles and publishes the findings of the ICS scheme in the report titled "**Annual Review of Crop Statistics System in Kerala through the Scheme for Improvement of Crop Statistics.**" The EARAS Division at the Directorate of Economics and Statistics, Government of Kerala, has prepared this report.*

*I would like to appreciate the efforts put in by the staff of EARAS Division under the supervision of Smt. Haleema Beegum K, Joint Director and the timely guidance rendered by Dr.K.G.Geetha, Additional Director. I hope this report would pave the way for qualitative change in the conduct of EARAS scheme in a big way.*

**Thiruvananthapuram**  
**10.01.2025**

  
**SREEKUMAR B**  
**DIRECTOR**



## **Officers engaged with this publication**

|                                   |                                     |
|-----------------------------------|-------------------------------------|
| <b>Smt. Dr.K.G.Geetha</b>         | <b>Additional Director (Prices)</b> |
| <b>Smt. Haleema Beegum.K</b>      | <b>Joint Director (EARAS)</b>       |
| <b>Sri. R.Radhakrishna Pillai</b> | <b>Assistant Director</b>           |
| <b>Smt. F.Sofi</b>                | <b>Research Officer</b>             |
| <b>Sri. Saju.K</b>                | <b>Research Assistant</b>           |
| <b>Smt. Archana.G</b>             | <b>Statistical Assistant Gr. II</b> |
| <b>Kum. Lekshmi.S</b>             | <b>Statistical Assistant Gr. II</b> |



## CONTENTS

| Sl. No.    | Subject   | Page No.  |
|------------|---|-----------|
|            | <b>Executive Summary</b>  | <b>7</b>  |
| <b>1</b>   | <b>Introduction</b>   | <b>9</b>  |
| 1          | Scheme for Improvement of Crop Statistics (ICS)   | 9         |
| 2          | General Crop Estimation Surveys (GCES)  | 11        |
| 3          | Timely Reporting Scheme (TRS)   | 11        |
| 4          | Establishment of an Agency for Reporting Agricultural Statistics (EARAS)                | 11        |
| 5          | District Level Committee (DLC)  | 12        |
| <b>2</b>   | <b>Analysis of Data 2022-23</b>   | <b>13</b> |
| <b>2.1</b> | <b>Check on Area Enumeration</b>  | <b>13</b> |
| 1          | Response in Sample Check on Area Enumeration during 2022-23                             | 13        |
| Table 1    | Response in sample check on enumeration of area during 2022-23 – Autumn, Winter, Summer | 14        |
| Table 1a   | Response in Sample check on enumeration of area during 2022-23 Summer dry               | 15        |
| 2          | Completion of Area Enumeration under EARAS  | 16        |
| Chart 1    | Completion of Girdawari- 2022-23 –Autumn  | 17        |
| Chart 2    | Completion of Girdawari- 2022-23 –Winter  | 18        |
| Chart 3    | Completion of Girdawari- 2022-23 –Summer  | 19        |
| Chart 4    | Completion of Girdawari- 2022-23 –Summer dry  | 20        |
| Table 2    | Timeliness in completion of Girdawari during 2022-23 - Autumn, Winter, Summer           | 21        |
| Table 2a   | Timeliness in completion of Girdawari during 2022-23 Summer dry                         | 22        |
| 3          | Submission of EARAS Statement   | 23        |
| Table 3    | Timeliness in submission of EARAS statement during 2022-23 - Autumn, Winter, Summer     | 26        |
| Table 3a   | Timeliness in submission of EARAS statement during 2022-23 Summer dry                   | 29        |
| 4          | Discrepancies in recording crop and crop areas  | 30        |
| Chart 5    | Errors in Recording crops and crop areas -2022-23 -Autumn                               | 31        |

|                     |  |           |
|---------------------|--|-----------|
| <b>Chart 6</b>      | Errors in Recording crops and crop areas -2022-23 - Winter   | <b>32</b> |
| <b>Chart 7</b>      | Errors in Recording crops and crop areas-2022-23 -Summer   | <b>33</b> |
| <b>Table 4</b>      | Percentage of survey numbers in which errors in recording crop areas were observed during 2022-23 – Autumn, Winter, Summer | <b>34</b> |
| <b>Table 4(a)</b>   | Percentage of survey numbers in which errors in recording crop areas were observed during 2022-23 - Summer dry             | <b>35</b> |
| <b>5</b>            | <b>Discrepancies in recording Irrigation particulars of Paddy</b>  | <b>35</b> |
| <b>Table 5(a)</b>   | During 2022-23 - Autumn  | <b>36</b> |
| <b>Table 5(b)</b>   | During 2022-23 - Winter  | <b>37</b> |
| <b>Table 5(c)</b>   | During 2022-23 - Summer  | <b>38</b> |
| <b>Table 5(d)</b>   | During 2022-23 - Summer dry  | <b>39</b> |
| <b>6</b>            | <b>Discrepancies in recording variety particulars of seed used</b>   | <b>40</b> |
| <b>Table 6(a)</b>   | During 2022-23 - Autumn  | <b>40</b> |
| <b>Table 6(b)</b>   | During 2022-23 - Winter  | <b>41</b> |
| <b>Table 6(c)</b>   | During 2022-23 - Summer  | <b>42</b> |
| <b>Table 6(d)</b>   | During 2022-23 - Summer dry  | <b>43</b> |
| <b>2.2</b>          | <b>Check On Crop Cutting Experiments</b>   | <b>44</b> |
| <b>1</b>            | <b>Response in Sample check on Crop Cutting Experiments</b>  | <b>44</b> |
| <b>Table 7</b>      | Response in sample check on crop cutting experiments for paddy during 2022-23  | <b>44</b> |
| <b>2</b>            | <b>Distribution of number of experiments conducted</b>   |           |
| <b>2.1</b>          | <b>Distribution of number of experiments conducted according to important inputs</b>                                       | <b>45</b> |
| <b>Table 8 (i)</b>  | For Autumn Paddy   | <b>45</b> |
| <b>Table 8(ii)</b>  | For Winter Paddy   | <b>47</b> |
| <b>Table 8(iii)</b> | For Summer Paddy   | <b>49</b> |
| <b>Table 8(iv)</b>  | For Tapioca  | <b>51</b> |
| <b>Table 8(v)</b>   | For Pepper   | <b>53</b> |
| <b>Table 8(vi)</b>  | For Banana   | <b>55</b> |
| <b>Table 8(vii)</b> | For Coconut  | <b>57</b> |



|                      |  |           |
|----------------------|--|-----------|
| <b>Table 8(viii)</b> | For Arecanut   | <b>59</b> |
| <b>2.2</b>           | <b>Crop-wise number of experiments planned for check at harvest and the response achieved</b>            | <b>61</b> |
| <b>Table 9 (i)</b>   | For Autumn Paddy in State sample   | <b>61</b> |
| <b>Table 9(ii)</b>   | For Autumn Paddy in Central sample   | <b>62</b> |
| <b>Table 9(iii)</b>  | For Winter Paddy in State sample   | <b>63</b> |
| <b>Table 9(iv)</b>   | For Winter Paddy in Central sample   | <b>64</b> |
| <b>Table 9(v)</b>    | For Summer Paddy in State sample   | <b>65</b> |
| <b>Table 9(vi)</b>   | For Summer Paddy in Central sample   | <b>66</b> |
| <b>Table 9(vii)</b>  | For Banana in State sample   | <b>67</b> |
| <b>Table 9(viii)</b> | For Banana in Central sample   | <b>68</b> |
| <b>Table 9(ix)</b>   | For Tapioca in State sample  | <b>69</b> |
| <b>Table 9(x)</b>    | For Tapioca in Central sample  | <b>70</b> |
| <b>Table 9(xi)</b>   | For Coconut in State sample  | <b>71</b> |
| <b>Table 9(xii)</b>  | For Coconut in Central sample  | <b>72</b> |
| <b>Table 9(xiii)</b> | For Pepper in State sample   | <b>73</b> |
| <b>Table 9(xiv)</b>  | For Pepper in Central sample   | <b>74</b> |
| <b>Table 9(xv)</b>   | For Arecanut in State sample   | <b>75</b> |
| <b>Table 9(xvi)</b>  | For Arecanut in Central sample   | <b>76</b> |
| <b>3</b>             | <b>Procedural Deviations and Discrepancies</b>   | <b>76</b> |
| <b>4</b>             | <b>Estimation on Average Yield Rates</b>   | <b>77</b> |
| <b>4.1</b>           | <b>Estimated yield rates of high yielding and other varieties of crops for irrigated and unirrigated</b> |           |
| <b>Table 10 (i)</b>  | For Autumn Paddy in State sample   | <b>78</b> |
| <b>Table 10(ii)</b>  | For Autumn Paddy in Central sample   | <b>79</b> |
| <b>Table 10(iii)</b> | For Winter Paddy in State sample   | <b>80</b> |
| <b>Table 10(iv)</b>  | For Winter Paddy in Central sample   | <b>81</b> |
| <b>Table 10(v)</b>   | For Summer Paddy in State sample   | <b>82</b> |
| <b>Table 10(vi)</b>  | For Summer Paddy in Central sample   | <b>83</b> |

|                       |  |            |
|-----------------------|--|------------|
| <b>Table 10(vii)</b>  | For Banana in State sample   | <b>84</b>  |
| <b>Table 10(viii)</b> | For Banana in Central sample   | <b>85</b>  |
| <b>Table 10(ix)</b>   | For Tapioca in State sample  | <b>86</b>  |
| <b>Table 10(x)</b>    | For Tapioca in Central sample  | <b>87</b>  |
| <b>Table 10(xi)</b>   | For Coconut in State sample  | <b>88</b>  |
| <b>Table 10(xii)</b>  | For Coconut in Central sample  | <b>89</b>  |
| <b>Table 10(xiii)</b> | For Pepper in State sample   | <b>90</b>  |
| <b>Table 10(xiv)</b>  | For Pepper in Central sample   | <b>91</b>  |
| <b>Table 10(xv)</b>   | For Arecanut in State sample   | <b>92</b>  |
| <b>Table 10(xvi)</b>  | For Arecanut in Central sample   | <b>93</b>  |
| <b>4.2</b>            | <b>Crop wise rate of application of fertilizers and differential yield rates according to inputs</b> | <b>94</b>  |
| <b>Table 11 (i)</b>   | For Autumn Paddy in State sample   | <b>94</b>  |
| <b>Table 11(ii)</b>   | For Autumn Paddy in Central sample   | <b>96</b>  |
| <b>Table 11(iii)</b>  | For Winter Paddy in State sample   | <b>98</b>  |
| <b>Table 11(iv)</b>   | For Winter Paddy in Central sample   | <b>100</b> |
| <b>Table 11(v)</b>    | For Summer Paddy in State sample   | <b>102</b> |
| <b>Table 11(vi)</b>   | For Summer Paddy in Central sample   | <b>104</b> |
| <b>Table 11(vii)</b>  | For Banana in State sample   | <b>106</b> |
| <b>Table 11(viii)</b> | For Banana in Central sample   | <b>108</b> |
| <b>Table 11(ix)</b>   | For Tapioca in State sample  | <b>110</b> |
| <b>Table 11(x)</b>    | For Tapioca in Central sample  | <b>112</b> |
| <b>Table 11(xi)</b>   | For Coconut in State sample  | <b>114</b> |
| <b>Table 11(xii)</b>  | For Coconut in Central sample  | <b>116</b> |
| <b>Table 11(xiii)</b> | For Pepper in State sample   | <b>118</b> |
| <b>Table 11(xiv)</b>  | For Pepper in Central sample   | <b>120</b> |
| <b>Table 11(xv)</b>   | For Arecanut in State sample   | <b>122</b> |
| <b>Table 11(xvi)</b>  | For Arecanut in Central sample   | <b>124</b> |

|                      |  |            |
|----------------------|--|------------|
| <b>5</b>             | <b>Supply and use of Crop Cutting Equipment</b>                                  | <b>126</b> |
| <b>Table 12 (i)</b>  | State wise Position of Supply and Use of Equipment for Paddy                     | <b>126</b> |
| <b>Table 12(ii)</b>  | State wise Position of Supply and Use of Equipment for Annual Crops              | <b>128</b> |
| <b>Table 12(iii)</b> | State wise Position of Supply and Use of Equipment for Perennial Crops           | <b>129</b> |
| <b>6</b>             | <b>Comparison of ICS and GCES yield Estimates</b>                                | <b>130</b> |
| <b>Table 13 (i)</b>  | Comparison of Yield Rates (Kg/Ha) of Rice Under GCES and ICS for Paddy           | <b>131</b> |
| <b>Table 13(ii)</b>  | Comparison of Yield Rates (Kg/Ha) of Rice Under GCES and ICS for Annual Crops    | <b>132</b> |
| <b>Table 13(iii)</b> | Comparison of Yield Rates (Kg/Ha) of Rice Under GCES and ICS for Perennial Crops | <b>133</b> |
| <b>Chart 8</b>       | Trend of Yield rates of rice under ICS and GCES-Autumn 2018-19 to 2022-23        | <b>134</b> |
| <b>Chart 9</b>       | Trend of Yield rates of rice under ICS and GCES -Winter 2018-19 to 2022-23       | <b>135</b> |
| <b>Chart 10</b>      | Trend of Yield rates of rice under ICS and GCES-Summer 2018-19 to 2022-23        | <b>136</b> |
| <b>Chart 11</b>      | District wise Yield Rates of rice – ICS & GCES- Autumn 2022-23                   | <b>137</b> |
| <b>Chart 12</b>      | District wise Yield Rates of rice – ICS & GCES - Winter 2022-23                  | <b>138</b> |
| <b>Chart 13</b>      | District wise Yield Rates of rice – ICS & GCES Summer-2022-23                    | <b>139</b> |
| <b>Chart 14</b>      | Season wise Yield Rate for rice under GCES & ICS-2022-23                         | <b>140</b> |
| <b>Chart 15</b>      | District wise Yield Rate of Tapioca under GCES & ICS-2022-23                     | <b>141</b> |
| <b>Chart 16</b>      | District wise Yield Rate of Banana under GCES & ICS-2022-23                      | <b>142</b> |
| <b>Chart 17</b>      | District wise Yield Rate of Coconut under GCES & ICS -2022-23                    | <b>143</b> |
| <b>Chart 18</b>      | District wise Yield Rate of Pepper under GCES & ICS –2022-23                     | <b>144</b> |
| <b>Chart 19</b>      | District wise Yield Rate of Arecanut under GCES & ICS -2022-23                   | <b>145</b> |
| <b>Chart 20</b>      | Crop wise Yield Rates of Important Crops under GCES & ICS –2022-23               | <b>146</b> |
| <b>Table 14</b>      | Trend of yield rates (kg/ha) of rice under GCES & ICS 2018-19 to 2022-23         | <b>147</b> |
| <b>15</b>            | List of Abbreviations used   | <b>148</b> |



## EXECUTIVE SUMMARY

In order to enhance the accuracy and dependability of area and yield data, the Improvement of Crop Statistics (ICS) program was implemented in the fiscal year 1975-76. NSO and Department of Economics & Statistics are collaborating to conduct sample check study and produce reports in order to identify flaws in area enumeration and crop estimation surveys under the EARAS scheme, and provide recommendations for improvements in Crop Statistics.

### Area Enumeration

1. Timeliness of completion of Girdawari in Autumn, Winter and Summer season for Central samples is 92.5%, 98%, and 98.75%, and for the State Samples is 88.75%, 91.3%, and 96.25%. For the Summer Dry season, it is 73.75% for the Central Sample and 100% for the State Sample.
2. EARAS statements were submitted in times after completing Girdawari in 65% cases during Autumn season, 78% cases during Winter season, 85% cases during Summer season and 31.25% cases during Summer dry for the Central Sample and 72.5%, 78.75%, 96.25%, and 31.25% for the State Sample, respectively.
3. Date of submission of EARAS statement was not reported in 2.5% cases during Winter, 1.25% cases during Summer, and 61.25% cases during Summer dry for Central samples. For State Sample, it was 1.25% for Autumn season and 61.25% for Summer dry.
4. Crop area observed by the ICS supervisors and that reported by primary workers did not match in some cases. Non reporting of crops actually grown in 6.22% of Central Samples in Winter, reporting of crops actually not grown in 7.38% of Central Samples in Summer and reporting incorrect area of crops in 1.96% of Central Samples and 1.87% of State

Samples in Autumn, 0.70% of State Samples in Winter and 0.67% of central samples in Summer.

5. It is seen that in some cases EARAS statements were submitted by due date without completing Girdawari. 1.25% samples in Autumn season, 1.25% samples in Winter season, 5% samples in Summer season and 2.5% samples in Summer Dry for Central samples were submitted EARAS statements by due date without completing Girdawari. Same cases in State samples were 3.75% in Autumn season, 5% in Winter season, 3.75% in Summer season and 2.5% in Summer Dry. Trivandrum, Pathanamthitta, Alappuzha, Ernakulam, Kozhikkode, Wayanad, Kannur and Kasaragod were the districts which submitted EARAS statements by due date without completing Girdawari.
6. In some cases, EARAS statements were submitted after due date without completing Girdawari. 1.25% samples in Autumn season of Central samples and 6.25% samples in Autumn season and 5% samples in Winter season of State samples were submitted EARAS statements after due date without completing Girdawari. Kollam and Wayanad were the districts which submitted EARAS statements after due date without completing Girdawari.

### **Crop cutting Experiments**

1. The participation by the supervisors in sample check on crop cutting experiments at harvest stage was 100% for Central sample and State Sample during Autumn, Winter, Summer and Summer dry seasons respectively for the year 2022-23.
2. For the year 2022-23, 98.04%, 93.78% and 91.95% experiments of Central Samples and 98.13%, 99.30% and 100% of State Sample were found to be free from procedural errors during Autumn, Winter and Summer respectively.
3. Standard equipments supplied by the department are used in crop cutting experiments for Central and State Samples.

## **PART I**

### **INTRODUCTION**

#### **Scheme for Improvement of Crop Statistics (ICS)**

The scheme ICS which had a modest beginning in the year 1975-76 reached to the optimum coverage in the subsequent years. The scheme is closely related to the scheme TRS, EARAS & GCES and was initiated with the objective to point out the deficiencies in the system of collection of area and yield statistics through the joint efforts of NSO and DES and suggest remedial measures.

Land use statistics is collected through Area Enumeration Survey and the yield rate of principal crops are estimated through General Crop Estimation Survey (GCES).

The position of crop production and procedure taken for collecting data on Area enumeration and Yield rate are included in this report. Details of equipment's supplied, adequacy of experiments planned under General Crop Estimation Survey (GCES), response rate etc. are included in this report. Besides, the findings of sample check under ICS scheme on working of the system are also brought out indicating the remedial measures to rectify the deficiencies observed.

#### **1. The Scheme for Improvement of Crop Statistics (ICS)**

The scheme accomplishes its objectives by conducting sample check study on the primary fieldwork through

- (1) Physical verification of the crop enumeration done by the investigator in a sample of 80 Investigator zones in each season.
- (2) Checking the aggregation of crop wise area in the Form I diary and
- (3) Inspection of crop cutting experiments at harvest stage in an agricultural year.

Sample check studies are undertaken by the supervisory staff of NSO (FOD) and the Supervisory staff of DES (ADOs) on matching basis in two non-overlapping samples.

The schedules viz, AS 1.0, AS 1.1 and AS 2.0 are used for recording the findings of sample check on (a) area enumeration (b) area aggregation and (c) crop cutting experiments respectively. The filled in schedules are sent to both agencies on reciprocal basis for tabulation and analysis.

Four clusters are chosen and located inside each designated Investigator zone as part of the sample check area enumeration operation. The supervisory officer from NSO or DES uses all available methods to determine variances in crop reporting and recording in the relevant survey data for each season, as well as variations in land use reporting.

The Investigator's examination of crop cutting experiments during the harvest stage involves ensuring that the conduct adheres to the procedures outlined in GCES. This inspection encompasses evaluating the selection of fields and random coordinates, marking experimental plots of specified shape and size, harvesting, weighing the produce, and other relevant aspects. Additionally, the inspection involves verifying the supply and use of equipment for conducting the experiments, assessing the training received by the primary workers, evaluating the crop condition, and confirming the appropriate use of inputs.

The data collected through the sample check are analyzed facilitating factual appraisal of the system with reference to the following.

- (1) Timeliness in completion of area enumeration and working of the EARAS Scheme
- (2) Discrepancies in recording crop area, their frequency and impact.
- (3) Discrepancies in recording ancillary information, their frequency and impact.
- (4) Discrepancies in crop abstract and their impact.



(5) Departures from the prescribed procedure of conducting crop cutting experiments and their impact.

The yield data from the supervised experiments are also used for obtaining the average yield rates of specified crops and their standard errors. The calculation of standard errors and their study is helpful in assessing the adequacy of the sample size, trend of changes in yield rates and in planning other allied studies.

## **2. General Crop Estimation Surveys (GCES)**

GCES consists of performing a specified number of crop cutting experiment in randomly selected fields. Crop cutting experiment, conducted under well designed estimation survey, is an effective technique for estimating the average yield; by selecting the field, randomly locating a plot of a specified size, harvesting, threshing, weighing and recording the weight of the produce from the plot.

## **3. Timely Reporting Scheme (TRS)**

The Ministry of Agriculture initiated TRS in 1968-69 in land record states in order to reduce the time lag between (a) completion of sowing and the availability of estimates of area sown and (b) the completion of harvesting and availability of estimates of production in respect of important crops. Being a non-land record State, in Kerala, Agriculture Statistics is being collected under EARAS Scheme since 1975-76.

## **4. Establishment of an Agency for Reporting Agricultural Statistics (EARAS)**

Under the scheme EARAS, collection of data for estimating area and yield statistics for every agricultural year by way of complete enumeration of the villages of the State in a phased manner covering 20% of the selected villages was done in each year. The first cycle of the survey was completed within a period of five years from 1975-76 to 1979-80 and the second cycle completed in 1984-85. During 1993-94 the Investigator Zones were recognized by suiting the villages to Panchayats. From 2000-01 onwards the part Panchayats was

discontinued and each Investigator Zone was formed with full Panchayat/Panchayats. Cluster sampling method is followed in EARAS Scheme in order to obtain representation from the entire area of the Investigator Zone. The production of crops is estimated on the basis of scientifically designed crop cutting experiments conducted by the Investigators under the supervision of Statistical Inspectors/Taluk Statistical Officers/ District Level Officers.

### **5. District Level Committee (DLC)**

The main objective in forming DLCs is to probe into the reasons for the wide difference or unusual similarity between the crop wise and non-crop area figures recorded by the State primary worker during the crop enumeration and those observed by the Central/State Supervisor during sample check study on area enumeration under the scheme for Improvement of Crop Statistics (ICS). **District Level Committee would be formed in two districts where the differences between the two sets of figures are quite large or negligible would be selected.** The districts selected in the previous year may not be considered for the selection for the current year.

## **PART II**

### **Analysis of Data 2022-23**

#### **2.1 Check on Area Enumeration**

Every year 80 non-overlapping Investigator Zones each under Central and State Samples are selected for Sample Check on Area Enumeration. The sample checks are conducted immediately after the completion of area enumeration survey under EARAS scheme.

##### **1) Response in Sample Check on Area Enumeration during 2022-23**

The response in sample check on area enumeration ie; the number of Investigator zones for which filled in schedules were received during 2022-23 is given in Table-1&1(a). The response was 100% for all season for all districts for Central Sample & State Sample.

Table -1

RESPONSE IN SAMPLE CHECK ON ENUMERATION OF AREA DURING 2022-23

| Sl. No.              | District           | Agency | Sample Size | Percentage of Response |        |        |
|----------------------|--------------------|--------|-------------|------------------------|--------|--------|
|                      |                    |        |             | Autumn                 | Winter | Summer |
| 1                    | 2                  | 3      | 4           | 5                      | 6      | 7      |
| 1                    | Thiruvananthapuram | C      | 5           | 100                    | 100    | 100    |
|                      |                    | S      | 5           | 100                    | 100    | 100    |
| 2                    | Kollam             | C      | 5           | 100                    | 100    | 100    |
|                      |                    | S      | 5           | 100                    | 100    | 100    |
| 3                    | Pathanamthitta     | C      | 3           | 100                    | 100    | 100    |
|                      |                    | S      | 3           | 100                    | 100    | 100    |
| 4                    | Alappuzha          | C      | 3           | 100                    | 100    | 100    |
|                      |                    | S      | 3           | 100                    | 100    | 100    |
| 5                    | Kottayam           | C      | 7           | 100                    | 100    | 100    |
|                      |                    | S      | 7           | 100                    | 100    | 100    |
| 6                    | Idukki             | C      | 8           | 100                    | 100    | 100    |
|                      |                    | S      | 8           | 100                    | 100    | 100    |
| 7                    | Ernakulam          | C      | 5           | 100                    | 100    | 100    |
|                      |                    | S      | 5           | 100                    | 100    | 100    |
| 8                    | Thrissur           | C      | 5           | 100                    | 100    | 100    |
|                      |                    | S      | 5           | 100                    | 100    | 100    |
| 9                    | Palakkad           | C      | 9           | 100                    | 100    | 100    |
|                      |                    | S      | 9           | 100                    | 100    | 100    |
| 10                   | Malappuram         | C      | 7           | 100                    | 100    | 100    |
|                      |                    | S      | 7           | 100                    | 100    | 100    |
| 11                   | Kozhikkode         | C      | 6           | 100                    | 100    | 100    |
|                      |                    | S      | 6           | 100                    | 100    | 100    |
| 12                   | Wayanad            | C      | 5           | 100                    | 100    | 100    |
|                      |                    | S      | 5           | 100                    | 100    | 100    |
| 13                   | Kannur             | C      | 7           | 100                    | 100    | 100    |
|                      |                    | S      | 7           | 100                    | 100    | 100    |
| 14                   | Kasaragod          | C      | 5           | 100                    | 100    | 100    |
|                      |                    | S      | 5           | 100                    | 100    | 100    |
| For District Covered |                    | C      | 80          | 100                    | 100    | 100    |
|                      |                    | S      | 80          | 100                    | 100    | 100    |

C- Central Sample S-State Sample

Table-1 (a)

RESPONSE IN SAMPLE CHECK ON ENUMERATION OF AREA DURING 2022-23

SUMMER DRY

| Sl.No.               | District           | Agency | Sample Size | Percentage of Response |
|----------------------|--------------------|--------|-------------|------------------------|
| 1                    | 2                  | 3      | 4           | 5                      |
| 1                    | Thiruvananthapuram | C      | 5           | 100                    |
|                      |                    | S      | 5           | 100                    |
| 2                    | Kollam             | C      | 5           | 100                    |
|                      |                    | S      | 5           | 100                    |
| 3                    | Pathanamthitta     | C      | 3           | 100                    |
|                      |                    | S      | 3           | 100                    |
| 4                    | Alappuzha          | C      | 3           | 100                    |
|                      |                    | S      | 3           | 100                    |
| 5                    | Kottayam           | C      | 7           | 100                    |
|                      |                    | S      | 7           | 100                    |
| 6                    | Idukki             | C      | 8           | 100                    |
|                      |                    | S      | 8           | 100                    |
| 7                    | Ernakulam          | C      | 5           | 100                    |
|                      |                    | S      | 5           | 100                    |
| 8                    | Thrissur           | C      | 5           | 100                    |
|                      |                    | S      | 5           | 100                    |
| 9                    | Palakkad           | C      | 9           | 100                    |
|                      |                    | S      | 9           | 100                    |
| 10                   | Malappuram         | C      | 7           | 100                    |
|                      |                    | S      | 7           | 100                    |
| 11                   | Kozhikode          | C      | 6           | 100                    |
|                      |                    | S      | 6           | 100                    |
| 12                   | Wayanad            | C      | 5           | 100                    |
|                      |                    | S      | 5           | 100                    |
| 13                   | Kannur             | C      | 7           | 100                    |
|                      |                    | S      | 7           | 100                    |
| 14                   | Kasaragod          | C      | 5           | 100                    |
|                      |                    | S      | 5           | 100                    |
| For District covered |                    | C      | 80          | 100                    |
|                      |                    | S      | 80          | 100                    |

## 2) Completion of Area Enumeration under EARAS

The Investigator is required to complete the EARAS survey according to prescribed time schedule and to submit the filled in schedules immediately after completion of the work. The sample checks are conducted after completion of area enumeration.

Timeliness in completion of area enumeration during 2022-23 is given in Table-2&2(a). During Autumn, Winter and Summer seasons, the Timeliness of completion is 92.5%, 98%, 98.75% for Central Sample and 88.75%, 91.3% & 96.25% for State Sample respectively. Whereas the same in the case of Summer Dry is 73.75% and 100% for Central & State sample. 6.25% enumeration work during Autumn season is completed after due date for Central Sample. Area Enumeration of 10% for Autumn, 8.75% for Winter and 3.8% for summer were completed after due date for State sample. Date of completion of enumeration work is not known in 1.25%, 2.5%, 1.25% of cases for central sample in Autumn, Winter, Summer resp. and 1.25% for state sample in Autumn season. During Autumn season, 20% of samples in Kollam, 28.57% in Kottayam and 40% in Thrissur for Central Sample and 100% samples in Kollam and Pathanamthitta for State Samples were completed by Girdawari after due date. Date of completion of area enumeration is not known in 12.5% Central samples in Idukki district in Autumn season and for state sample it is 14.286% for Malappuram in Autumn season. During Winter season, 40%, 66.67%, 40%, and 20% of state samples in Kollam, Pathanamthitta, Wayanad & Kasargod districts resp. were completed Girdawari after due date and in 33.33% of central samples of Kozhikode district, date of completion of area enumeration is not known. During summer, all the State Samples in Pathanamthitta district were completed Girdawari after due date & date of completion is not known in 16.67% of central samples in Kozhikode district.

During Summer Dry, the date of completion of Girdawari was not recorded in 40% central samples in Trissur district.

**CHART-1**  
**COMPLETION OF GIRDAWARI 2022-23 AUTUMN**

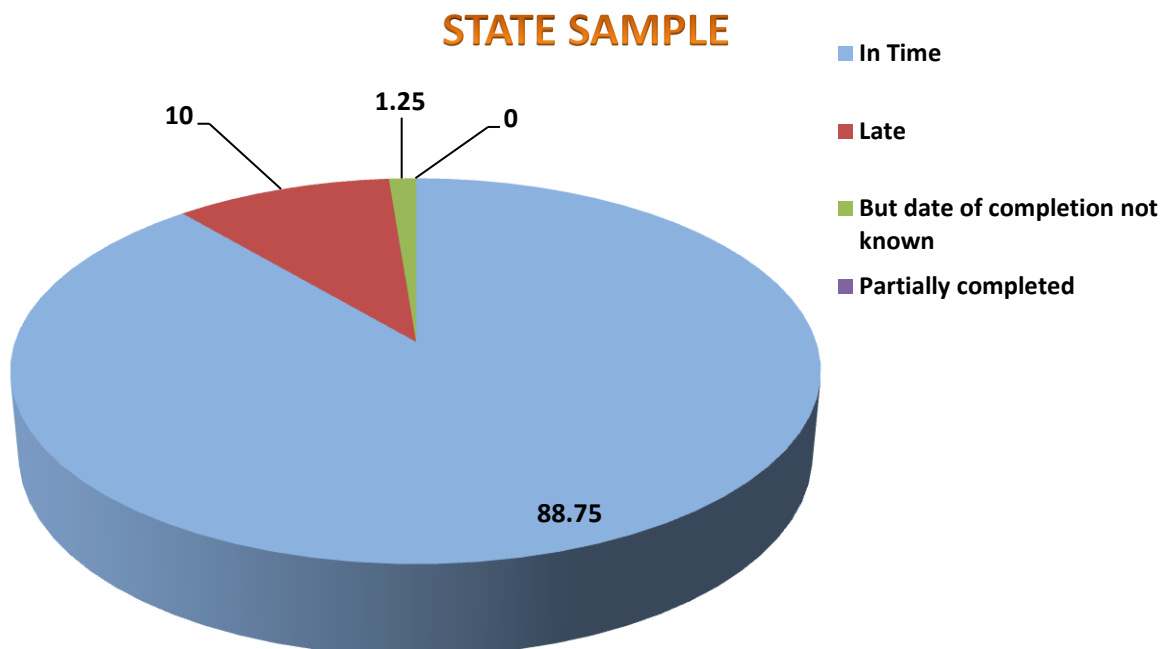
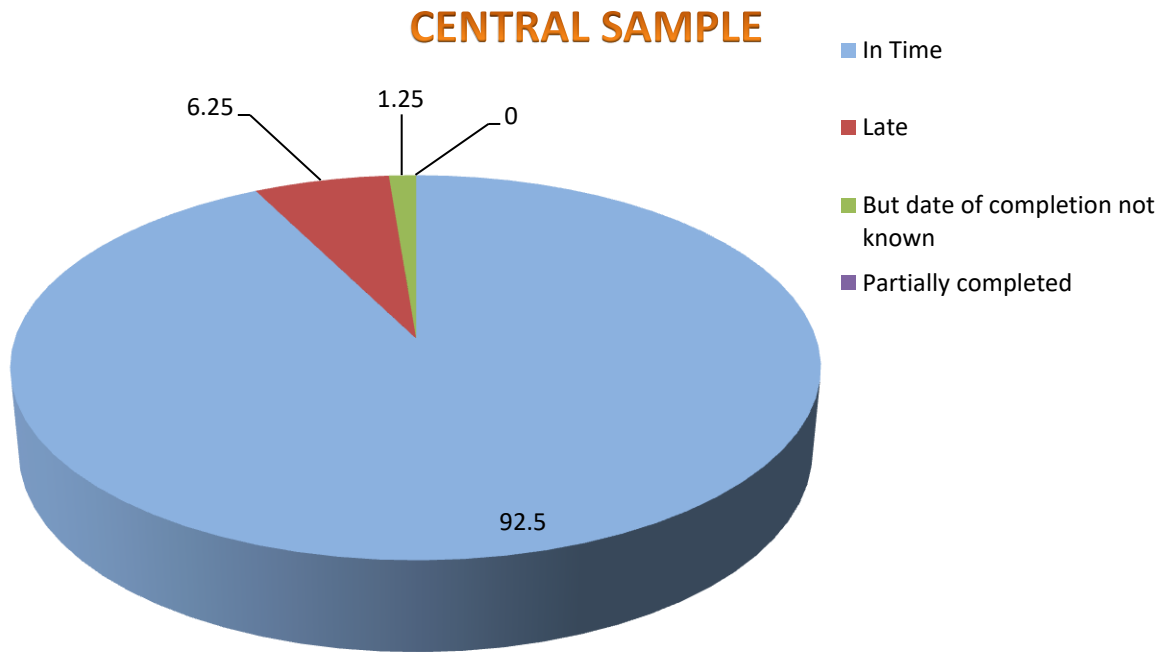
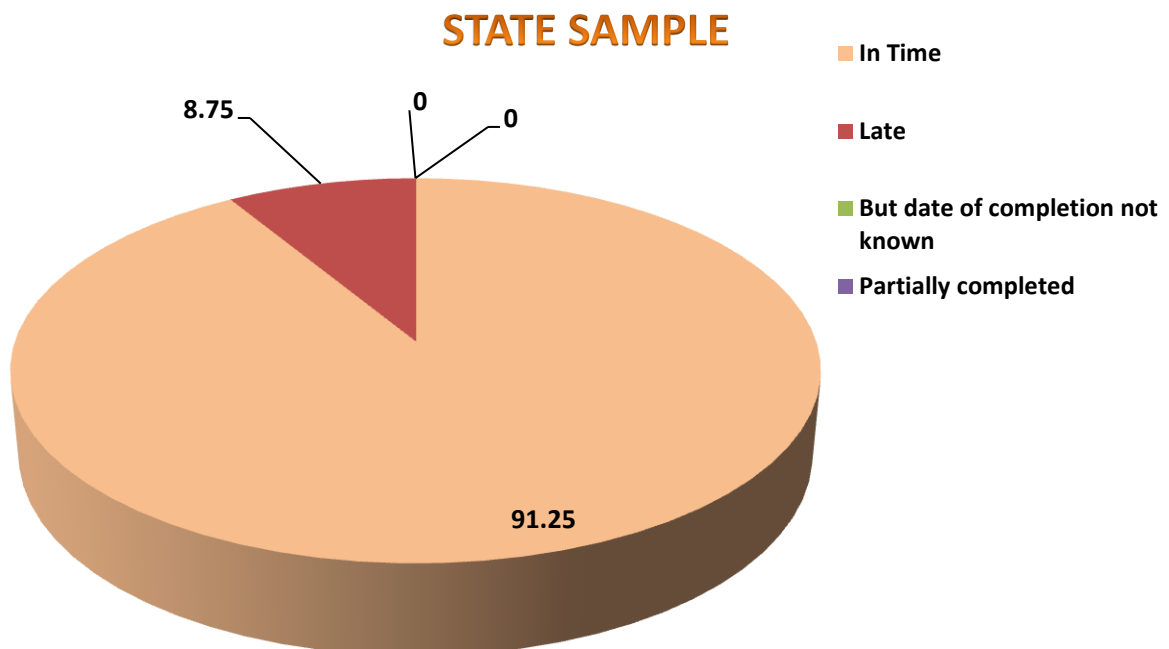
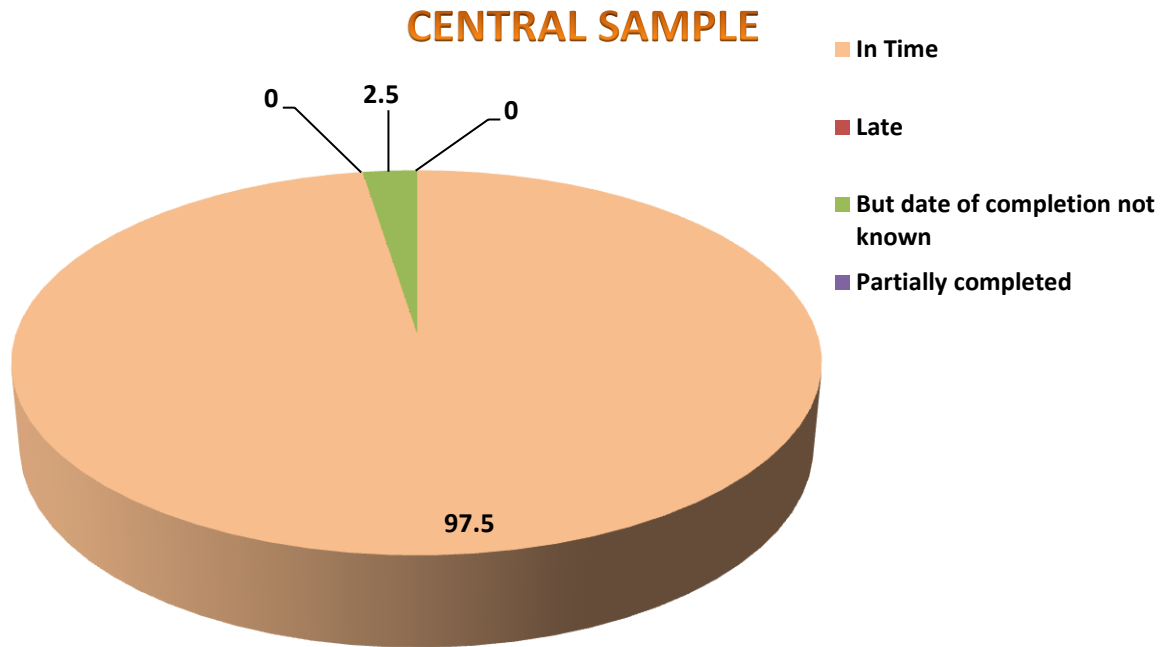


CHART-2  
COMPLETION OF GIRDAWARI 2022-23 WINTER





**CHART-3**  
**COMPLETION OF GIRDAWARI 2022-23 SUMMER**

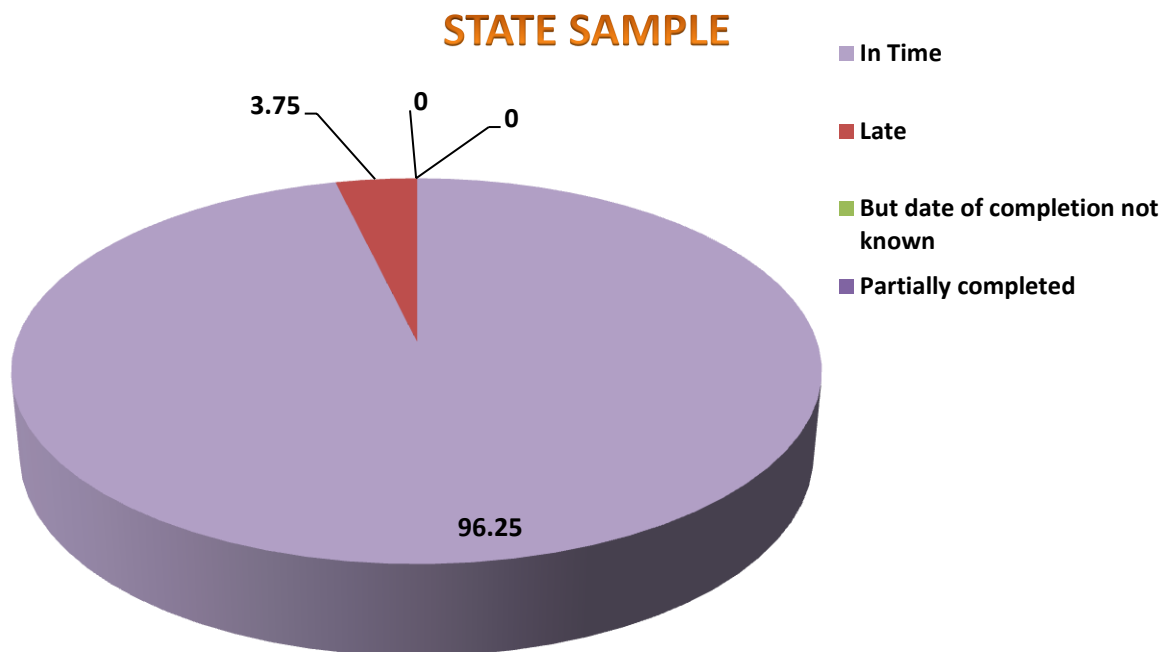
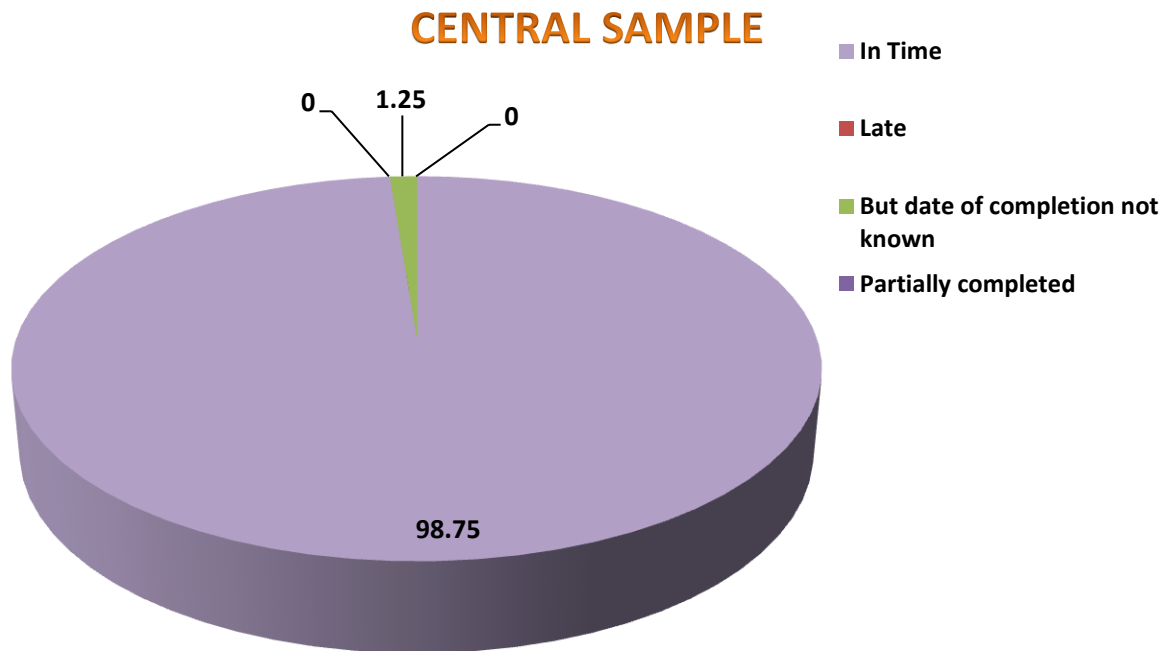
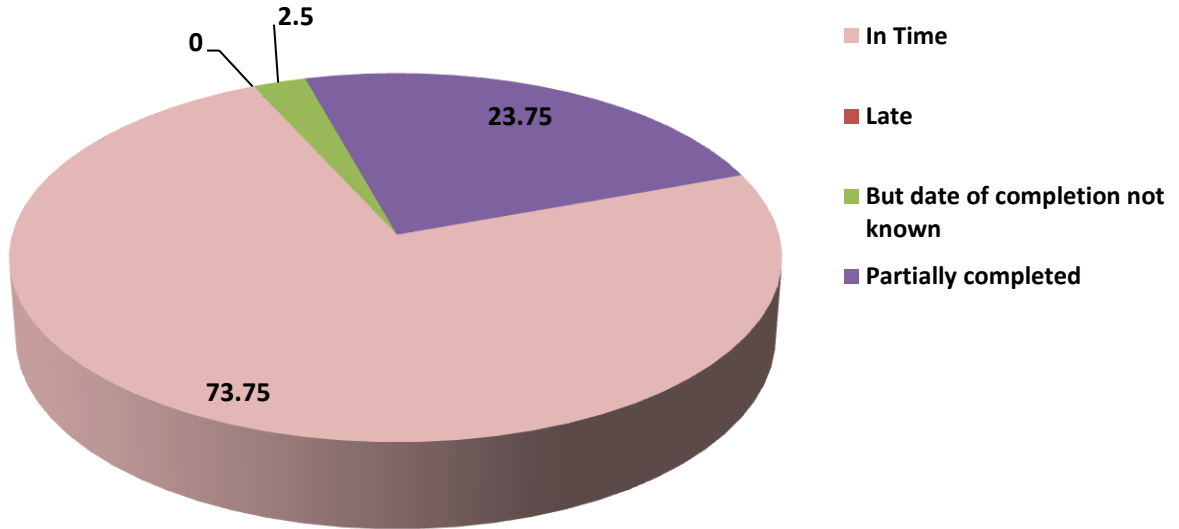
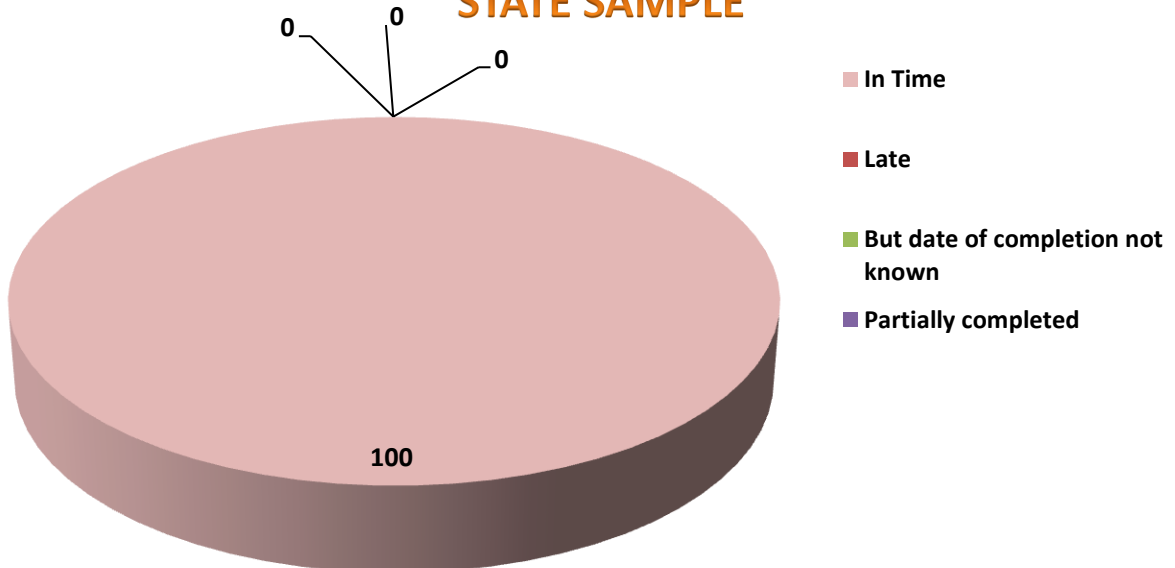


CHART-4  
COMPLETION OF GIRDAWARI 2022-23 SUMMER DRY

CENTRAL SAMPLE



STATE SAMPLE



**Table-2**  
**TIMELINESS IN COMPLETION OF GIRDAWARI DURING 2022-23**

| Sl. No.              | District           | Agency | Percentage of villages where girdawari was completed during |       |                                  |                     |         |        |                                  |                     |         |       |                                  |                     |  |
|----------------------|--------------------|--------|---|-------|----------------------------------|---------------------|---------|--------|----------------------------------|---------------------|---------|-------|----------------------------------|---------------------|--|
|                      |                    |        | Autumn  |       |                                  |                     | Winter  |        |                                  |                     | Summer  |       |                                  |                     |  |
|                      |                    |        | In Time   | Late  | But date of completion not known | Partially completed | In Time | Late   | But date of completion not known | Partially completed | In Time | Late  | But date of completion not known | Partially completed |  |
| 1                    | 2                  | 3      | 4   | 5     | 6                                | 7                   | 8       | 9      | 10                               | 11                  | 12      | 13    | 14                               | 15                  |  |
| 1                    | Thiruvananthapuram | C      | 100   |       |                                  |                     | 100     |        |                                  |                     |         | 100   |                                  |                     |  |
|                      |                    | S      | 100   |       |                                  |                     | 100     |        |                                  |                     |         | 100   |                                  |                     |  |
| 2                    | Kollam             | C      | 80  | 20    |                                  |                     | 100     |        |                                  |                     |         | 100   |                                  |                     |  |
|                      |                    | S      |   | 100   |                                  |                     | 60      | 40     |                                  |                     |         | 100   |                                  |                     |  |
| 3                    | Pathanamthitta     | C      | 100   |       |                                  |                     | 100     |        |                                  |                     |         | 100   |                                  |                     |  |
|                      |                    | S      |   | 100   |                                  |                     | 33.33   | 66.667 |                                  |                     |         |       | 100                              |                     |  |
| 4                    | Alappuzha          | C      | 100   |       |                                  |                     | 100     |        |                                  |                     |         | 100   |                                  |                     |  |
|                      |                    | S      | 100   |       |                                  |                     | 100     |        |                                  |                     |         | 100   |                                  |                     |  |
| 5                    | Kottayam           | C      | 71.43   | 28.57 |                                  |                     | 100     |        |                                  |                     |         | 100   |                                  |                     |  |
|                      |                    | S      | 100   |       |                                  |                     | 100     |        |                                  |                     |         | 100   |                                  |                     |  |
| 6                    | Idukki             | C      | 87.5  |       | 12.5                             |                     | 100     |        |                                  |                     |         | 100   |                                  |                     |  |
|                      |                    | S      | 100   |       |                                  |                     | 100     |        |                                  |                     |         | 100   |                                  |                     |  |
| 7                    | Ernakulam          | C      | 100   |       |                                  |                     | 100     |        |                                  |                     |         | 100   |                                  |                     |  |
|                      |                    | S      | 100   |       |                                  |                     | 100     |        |                                  |                     |         | 100   |                                  |                     |  |
| 8                    | Thrissur           | C      | 60  | 40    |                                  |                     | 100     |        |                                  |                     |         | 100   |                                  |                     |  |
|                      |                    | S      | 100   |       |                                  |                     | 100     |        |                                  |                     |         | 100   |                                  |                     |  |
| 9                    | Palakkad           | C      | 100   |       |                                  |                     | 100     |        |                                  |                     |         | 100   |                                  |                     |  |
|                      |                    | S      | 100   |       |                                  |                     | 100     |        |                                  |                     |         | 100   |                                  |                     |  |
| 10                   | Malappuram         | C      | 100   |       |                                  |                     | 100     |        |                                  |                     |         | 100   |                                  |                     |  |
|                      |                    | S      | 85.71   |       | 14.28571                         |                     | 100     |        |                                  |                     |         | 100   |                                  |                     |  |
| 11                   | Kozhikode          | C      | 100   |       |                                  |                     | 67      |        | 33.33                            |                     |         | 83.33 |                                  | 16.67               |  |
|                      |                    | S      | 100   |       |                                  |                     | 100     |        |                                  |                     |         | 100   |                                  |                     |  |
| 12                   | Wayanad            | C      | 100   |       |                                  |                     | 100     |        |                                  |                     |         | 100   |                                  |                     |  |
|                      |                    | S      | 100   |       |                                  |                     | 60      | 40     |                                  |                     |         | 100   |                                  |                     |  |
| 13                   | Kannur             | C      | 100   |       |                                  |                     | 100     |        |                                  |                     |         | 100   |                                  |                     |  |
|                      |                    | S      | 100   |       |                                  |                     | 100     |        |                                  |                     |         | 100   |                                  |                     |  |
| 14                   | Kasaragod          | C      | 100   |       |                                  |                     | 100     |        |                                  |                     |         | 100   |                                  |                     |  |
|                      |                    | S      | 100   |       |                                  |                     | 80      | 20     |                                  |                     |         | 100   |                                  |                     |  |
| For District covered |                    | C      | 92.5  | 6.25  | 1.25                             |                     | 98      |        | 2.5                              |                     |         | 98.75 |                                  | 1.25                |  |
|                      |                    | S      | 88.75   | 10    | 1.25                             |                     | 91.3    | 8.75   |                                  |                     |         | 96.25 | 3.8                              |                     |  |

Table-2 (a)

**TIMELINESS IN COMPLETION OF GIRDAWARI DURING 2022-23**

**SUMMER DRY**

| Sl.No.               | District           | Agency | Percentage of villages where girdawari was completed during |      |                                  |                     |
|----------------------|--------------------|--------|---|------|----------------------------------|---------------------|
|                      |                    |        | In Time   | Late | But date of completion not known | Partially completed |
| 1                    | 2                  | 3      | 4   | 5    | 6                                | 7                   |
| 1                    | Thiruvananthapuram | C      | 100   |      |                                  |                     |
|                      |                    | S      | 100   |      |                                  |                     |
| 2                    | Kollam             | C      | 100   |      |                                  |                     |
|                      |                    | S      | 100   |      |                                  |                     |
| 3                    | Pathanamthitta     | C      | 100   |      |                                  |                     |
|                      |                    | S      | 100   |      |                                  |                     |
| 4                    | Alappuzha          | C      | 100   |      |                                  |                     |
|                      |                    | S      | 100   |      |                                  |                     |
| 5                    | Kottayam           | C      | 100   |      |                                  |                     |
|                      |                    | S      | 100   |      |                                  |                     |
| 6                    | Idukki             | C      | 100   |      |                                  |                     |
|                      |                    | S      | 100   |      |                                  |                     |
| 7                    | Ernakulam          | C      | 100   |      |                                  |                     |
|                      |                    | S      | 100   |      |                                  |                     |
| 8                    | Thrissur           | C      | 60  |      | 40                               |                     |
|                      |                    | S      | 100   |      |                                  |                     |
| 9                    | Palakkad           | C      | 55.56   |      |                                  | 44.44               |
|                      |                    | S      | 100   |      |                                  |                     |
| 10                   | Malappuram         | C      | 28.57   |      |                                  | 71.43               |
|                      |                    | S      | 100   |      |                                  |                     |
| 11                   | Kozhikode          | C      |   |      |                                  | 100                 |
|                      |                    | S      | 100   |      |                                  |                     |
| 12                   | Wayanad            | C      | 20  |      |                                  | 80                  |
|                      |                    | S      | 100   |      |                                  |                     |
| 13                   | Kannur             | C      | 100   |      |                                  |                     |
|                      |                    | S      | 100   |      |                                  |                     |
| 14                   | Kasaragod          | C      | 100   |      |                                  |                     |
|                      |                    | S      | 100   |      |                                  |                     |
| For District covered |                    | C      | 73.75   |      | 2.5                              | 23.75               |
|                      |                    | S      | 100   |      |                                  |                     |

### **3) Submission of EARAS Statement**

Tables 3 and 3(a) provide the specifics of the EARAS statement submission for each season in 2022–2023. Almost all districts still need to make significant improvements in terms of timely filing of EARAS statements. For the Central Sample, the EARAS statements submitted before due date after completion by Girdawari in 65% cases during the Autumn, 78% cases during Winter, 85% cases during Summer, and 31.25% cases during Summer dry; for the State Sample, these were 72.5%, 78.75%, 96.25%, and 31.25%, respectively. While 20% of the central samples in Thiruvananthapuram, 66.67% of the state samples in Pathanamthitta, and 20% of the state samples in Kasargod were submitted by due date without completing Girdawari during autumn season. In winter season 66.67% state samples from Pathanamthitta, 33.33% central samples from Alappuzha, and 20% state samples from Ernakulam & Kasargod were submitted EARAS statements by due date without completing Girdawari. EARAS statements for 100% State samples from Pathanamthitta, 33.33% central samples from Kozhikode, 20% central samples from Wayanad, and 14.29% central samples from Kannur during the summer season were submitted by due date without the completion of Girdawari, and the data for the same in the summer dry is 20% central samples from Thiruvananthapuram, Kollam, and Thrissur districts.

#### **3a) Percentage of samples from districts which submitted the EARAS statements after due date without completing Girdawari**

In Kollam district, the EARAS statements for 100% of the state samples and 20% of the central samples were submitted after due date without completing Girdawari during the autumn season. In Kollam and Wayanad districts, 40% state samples were submitted after due date without completing Girdawari during the winter season.

**3b) Details of EARAS statements submitted after due dates after  
completing Girdawari**

| <b>SEASONS</b>    | <b>CENTRAL</b>   | <b>STATE</b>   |
|-------------------|--|--|
| <b>Autumn</b>     | Thiruvananthapuram 40%<br>Kollam 20%<br>Pathanamthitta 33.33%<br>Alappuzha 66.67%<br>Kottayam 71.43%<br>Idukki 25%<br>Ernakulam 20%<br>Thrissur 60%<br>Palakkad 77.78%<br>Kozhikkode 16.67 %.<br>Wayanad 20% | Thiruvananthapuram 20%<br>Ernakulam 100 %<br>Thrissur 60%<br>Wayanad 80% |
| <b>Winter</b>     | Thiruvananthapuram 60%<br>Kollam 40%<br>Idukki 25%<br>Ernakulam 20%<br>Thrissur 100%<br>Kozhikkode 33.33%  | Kollam 40%<br>Ernakulam 80%<br>Wayanad 60%                               |
| <b>Summer</b>     | Thiruvananthapuram 20%<br>Ernakulam 20%<br>Thrissur 20%<br>Palakkad 44.44%   |  |
| <b>Summer dry</b> | Palakkad 44.44%  |  |

**3c) Details regarding EARAS statements submitted but information about date of submission not recorded**

| <b>SEASONS</b>    | <b>CENTRAL</b>  | <b>STATE</b>  |
|-------------------|---|---|
| <b>Autumn</b>     |   | Pathanamthitta-3.33%  |
| <b>Winter</b>     | Kottayam 28.57%   |   |
| <b>Summer</b>     | Kollam-20%  |   |
| <b>Summer dry</b> | Thiruvananthapuram-20%<br>Kollam-40%<br>Pathanamthitta-33.33%<br>Kottayam-100%<br>Idukki -100%<br>Ernakulam- 40%<br>Palakkad - 44.44%<br>Malappuram -100%<br>Kozhikkode-100%<br>Kannur-28.57%<br>Kasargod-20% | Ernakulam-40%<br>Thrissur -60%<br>Kozhikkode-100%<br>Wayanad - 100% |

**Table-3**  
**TIMELINESS IN SUBMISSION OF EARAS STATEMENT DURING 2022-23**

| Sl. No | District           | Season | Agency | Percentage of villages for which |                |                            |                |  |                            |                         |  |  |  |
|--------|--------------------|--------|--------|----------------------------------|----------------|----------------------------|----------------|--|----------------------------|-------------------------|--|--|--|
|        |                    |        |        | EARAS Statement submitted        |                |                            |                | EARAS statement not submitted                      |                            |                         |  |  |  |
|        |                    |        |        | Without completing girdawari     |                | After completing girdawari |                | Information regarding date of submission not known | Though girdawari completed | Girdawari not completed | Information regarding date of submission not known |  |  |
|        |                    |        |        | By due date                      | After due date | By due date                | After due date |  |                            |                         |  |  |  |
| 1      | 2                  | 3      | 4      | 5                                | 6              | 7                          | 8              | 9  | 10                         | 11                      | 12   |  |  |
| 1      | Thiruvananthapuram | Autumn | C      | 20                               |                | 40                         | 40             |  |                            |                         |  |  |  |
|        |                    |        | S      |                                  |                | 80                         | 20             |  |                            |                         |  |  |  |
|        |                    | Winter | C      |                                  |                | 40                         | 60             |  |                            |                         |  |  |  |
|        |                    |        | S      |                                  |                | 100                        |                |  |                            |                         |  |  |  |
|        |                    | Summer | C      |                                  |                | 80                         | 20             |  |                            |                         |  |  |  |
|        |                    |        | S      |                                  |                | 100                        |                |  |                            |                         |  |  |  |
| 2      | Kollam             | Autumn | C      |                                  | 20             | 60                         | 20             |  |                            |                         |  |  |  |
|        |                    |        | S      |                                  | 100            |                            |                |  |                            |                         |  |  |  |
|        |                    | Winter | C      |                                  |                | 60                         | 40             |  |                            |                         |  |  |  |
|        |                    |        | S      |                                  | 40             | 20                         | 40             |  |                            |                         |  |  |  |
|        |                    | Summer | C      |                                  |                | 80                         |                | 20   |                            |                         |  |  |  |
|        |                    |        | S      |                                  |                | 100                        |                |  |                            |                         |  |  |  |
| 3      | Pathanamthitta     | Autumn | C      |                                  |                | 66.67                      | 33.33          |  |                            |                         |  |  |  |
|        |                    |        | S      | 66.67                            |                |                            |                | 33.33  |                            |                         |  |  |  |
|        |                    | Winter | C      |                                  |                | 100                        |                |  |                            |                         |  |  |  |
|        |                    |        | S      | 66.67                            |                | 33.33                      |                |  |                            |                         |  |  |  |
|        |                    | Summer | C      |                                  |                | 100                        |                |  |                            |                         |  |  |  |
|        |                    |        | S      | 100                              |                |                            |                |  |                            |                         |  |  |  |
| 4      | Alappuzha          | Autumn | C      |                                  |                | 33.33                      | 66.67          |  |                            |                         |  |  |  |
|        |                    |        | S      |                                  |                | 100                        |                |  |                            |                         |  |  |  |
|        |                    | Winter | C      | 33.33                            |                | 66.67                      |                |  |                            |                         |  |  |  |
|        |                    |        | S      |                                  |                | 100                        |                |  |                            |                         |  |  |  |
|        |                    | Summer | C      |                                  |                | 100                        |                |  |                            |                         |  |  |  |
|        |                    |        | S      |                                  |                | 100                        |                |  |                            |                         |  |  |  |
| 5      | Kottayam           | Autumn | C      |                                  |                | 28.57                      | 71.43          |  |                            |                         |  |  |  |
|        |                    |        | S      |                                  |                | 100                        |                |  |                            |                         |  |  |  |
|        |                    | Winter | C      |                                  |                | 71.43                      |                | 28.57  |                            |                         |  |  |  |
|        |                    |        | S      |                                  |                | 100                        |                |  |                            |                         |  |  |  |
|        |                    | Summer | C      |                                  |                | 100                        |                |  |                            |                         |  |  |  |
|        |                    |        | S      |                                  |                | 100                        |                |  |                            |                         |  |  |  |

Table 3 contd...



**Table-3**  
**TIMELINESS IN SUBMISSION OF EARAS STATEMENT DURING 2022-23**

| Sl. No | District   | Season | Agency | Percentage of villages for which |                |                            |                |  |                            |                         |  |  |  |
|--------|------------|--------|--------|----------------------------------|----------------|----------------------------|----------------|--|----------------------------|-------------------------|--|--|--|
|        |            |        |        | EARAS Statement submitted        |                |                            |                | EARAS statement not submitted                      |                            |                         |  |  |  |
|        |            |        |        | Without completing girdawari     |                | After completing girdawari |                | Information regarding date of submission not known | Though girdawari completed | Girdawari not completed | Information regarding date of submission not known |  |  |
|        |            |        |        | By due date                      | After due date | By due date                | After due date |  |                            |                         |  |  |  |
| 1      | 2          | 3      | 4      | 5                                | 6              | 7                          | 8              | 9  | 10                         | 11                      | 12   |  |  |
| 6      | Idukki     | Autumn | C      |                                  |                | 75                         | 25             |  |                            |                         |  |  |  |
|        |            |        | S      |                                  |                | 100                        |                |  |                            |                         |  |  |  |
|        |            | Winter | C      |                                  |                | 75                         | 25             |  |                            |                         |  |  |  |
|        |            |        | S      |                                  |                | 100                        |                |  |                            |                         |  |  |  |
|        |            | Summer | C      |                                  |                | 100                        |                |  |                            |                         |  |  |  |
|        |            |        | S      |                                  |                | 100                        |                |  |                            |                         |  |  |  |
| 7      | Ernakulam  | Autumn | C      |                                  |                | 80                         | 20             |  |                            |                         |  |  |  |
|        |            |        | S      |                                  |                |                            | 100            |  |                            |                         |  |  |  |
|        |            | Winter | C      |                                  |                | 80                         | 20             |  |                            |                         |  |  |  |
|        |            |        | S      | 20                               |                |                            | 80             |  |                            |                         |  |  |  |
|        |            | Summer | C      |                                  |                | 80                         | 20             |  |                            |                         |  |  |  |
|        |            |        | S      |                                  |                | 100                        |                |  |                            |                         |  |  |  |
| 8      | Thrissur   | Autumn | C      |                                  |                | 40                         | 60             |  |                            |                         |  |  |  |
|        |            |        | S      |                                  |                | 40                         | 60             |  |                            |                         |  |  |  |
|        |            | Winter | C      |                                  |                |                            | 100            |  |                            |                         |  |  |  |
|        |            |        | S      |                                  |                | 100                        |                |  |                            |                         |  |  |  |
|        |            | Summer | C      |                                  |                | 80                         | 20             |  |                            |                         |  |  |  |
|        |            |        | S      |                                  |                | 100                        |                |  |                            |                         |  |  |  |
| 9      | Palakkad   | Autumn | C      |                                  |                | 22.22                      | 77.78          |  |                            |                         |  |  |  |
|        |            |        | S      |                                  |                | 100                        |                |  |                            |                         |  |  |  |
|        |            | Winter | C      |                                  |                | 100                        |                |  |                            |                         |  |  |  |
|        |            |        | S      |                                  |                | 100                        |                |  |                            |                         |  |  |  |
|        |            | Summer | C      |                                  |                | 55.56                      | 44.44          |  |                            |                         |  |  |  |
|        |            |        | S      |                                  |                | 100                        |                |  |                            |                         |  |  |  |
| 10     | Malappuram | Autumn | C      |                                  |                | 100                        |                |  |                            |                         |  |  |  |
|        |            |        | S      |                                  |                | 100                        |                |  |                            |                         |  |  |  |
|        |            | Winter | C      |                                  |                | 100                        |                |  |                            |                         |  |  |  |
|        |            |        | S      |                                  |                | 100                        |                |  |                            |                         |  |  |  |
|        |            | Summer | C      |                                  |                | 100                        |                |  |                            |                         |  |  |  |
|        |            |        | S      |                                  |                | 100                        |                |  |                            |                         |  |  |  |

Table 3 contd...

**Table-3**  
**TIMELINESS IN SUBMISSION OF EARAS STATEMENT DURING 2022-23**

| Sl. No               | District   | Season | Agency | Percentage of villages for which |                |                            |                |  |                            |                         |  |  |  |
|----------------------|------------|--------|--------|----------------------------------|----------------|----------------------------|----------------|--|----------------------------|-------------------------|--|--|--|
|                      |            |        |        | EARAS Statement submitted        |                |                            |                | EARAS statement not submitted                      |                            |                         |  |  |  |
|                      |            |        |        | Without completing girdawari     |                | After completing girdawari |                | Information regarding date of submission not known | Though girdawari completed | Girdawari not completed | Information regarding date of submission not known |  |  |
|                      |            |        |        | By due date                      | After due date | By due date                | After due date |  |                            |                         |  |  |  |
| 1                    | 2          | 3      | 4      | 5                                | 6              | 7                          | 8              | 9  | 10                         | 11                      | 12   |  |  |
| 11                   | Kozhikkode | Autumn | C      |                                  |                | 83.33                      | 16.67          |  |                            |                         |  |  |  |
|                      |            |        | S      |                                  |                | 100                        |                |  |                            |                         |  |  |  |
|                      |            | Winter | C      |                                  |                | 66.67                      | 33.33          |  |                            |                         |  |  |  |
|                      |            |        | S      |                                  |                | 100                        |                |  |                            |                         |  |  |  |
|                      |            | Summer | C      | 33.33                            |                | 66.67                      |                |  |                            |                         |  |  |  |
|                      |            |        | S      |                                  |                | 100                        |                |  |                            |                         |  |  |  |
| 12                   | Wayanad    | Autumn | C      |                                  |                | 80                         | 20             |  |                            |                         |  |  |  |
|                      |            |        | S      |                                  |                | 20                         | 80             |  |                            |                         |  |  |  |
|                      |            | Winter | C      |                                  |                | 100                        |                |  |                            |                         |  |  |  |
|                      |            |        | S      |                                  | 40             |                            | 60             |  |                            |                         |  |  |  |
|                      |            | Summer | C      | 20                               |                | 80                         |                |  |                            |                         |  |  |  |
|                      |            |        | S      |                                  |                | 100                        |                |  |                            |                         |  |  |  |
| 13                   | Kannur     | Autumn | C      |                                  |                | 100                        |                |  |                            |                         |  |  |  |
|                      |            |        | S      |                                  |                | 100                        |                |  |                            |                         |  |  |  |
|                      |            | Winter | C      |                                  |                | 100                        |                |  |                            |                         |  |  |  |
|                      |            |        | S      |                                  |                | 100                        |                |  |                            |                         |  |  |  |
|                      |            | Summer | C      | 14.29                            |                | 85.71                      |                |  |                            |                         |  |  |  |
|                      |            |        | S      |                                  |                | 100                        |                |  |                            |                         |  |  |  |
| 14                   | Kasaragod  | Autumn | C      |                                  |                | 100                        |                |  |                            |                         |  |  |  |
|                      |            |        | S      | 20                               |                | 80                         |                |  |                            |                         |  |  |  |
|                      |            | Winter | C      |                                  |                | 100                        |                |  |                            |                         |  |  |  |
|                      |            |        | S      | 20                               |                | 80                         |                |  |                            |                         |  |  |  |
|                      |            | Summer | C      |                                  |                | 100                        |                |  |                            |                         |  |  |  |
|                      |            |        | S      |                                  |                | 100                        |                |  |                            |                         |  |  |  |
| For District covered |            | Autumn | C      | 1.25                             | 1.25           | 65                         | 33             |  |                            |                         |  |  |  |
|                      |            |        | S      | 3.75                             | 6.25           | 72.5                       | 16.25          | 1.25   |                            |                         |  |  |  |
|                      |            | Winter | C      | 1.25                             |                | 78                         | 19             | 2.5  |                            |                         |  |  |  |
|                      |            |        | S      | 5                                | 5              | 78.75                      | 11.25          |  |                            |                         |  |  |  |
|                      |            | Summer | C      | 5                                |                | 85                         | 8.75           | 1.25   |                            |                         |  |  |  |
|                      |            |        | S      | 3.75                             |                | 96.25                      |                |  |                            |                         |  |  |  |

| Table-3 (a)   |                    |        |                                  |                |                            |                |  |                               |                         |  |
|---|--------------------|--------|----------------------------------|----------------|----------------------------|----------------|--|-------------------------------|-------------------------|--|
| TIMELINESS IN SUBMISSION OF EARAS STATEMENT DURING 2022-23-Summer Dry |                    |        |                                  |                |                            |                |  |                               |                         |  |
| Sl.No.  | District           | Agency | Percentage of villages for which |                |                            |                |  |                               |                         |  |
|   |                    |        | EARAS Statement submitted        |                |                            |                |  | EARAS Statement not submitted |                         |  |
|   |                    |        | Without completing girdawari     |                | After completing girdawari |                | Information regarding date of submission not known | Though girdawari completed    | Girdawari not completed | Information regarding date of submission not known |
|   |                    |        | By due date                      | After due date | By due date                | After due date |  |                               |                         |  |
| 1   | 2                  | 3      | 4                                | 5              | 6                          | 7              | 8  | 9                             | 10                      | 11   |
| 1   | Thiruvananthapuram | C      | 20                               |                | 60                         |                | 20   |                               |                         |  |
|   |                    | S      |                                  |                | 100                        |                |  |                               |                         |  |
| 2   | Kollam             | C      | 20                               |                | 40                         |                | 40   |                               |                         |  |
|   |                    | S      |                                  |                | 100                        |                |  |                               |                         |  |
| 3   | Pathanamthitta     | C      |                                  |                | 66.67                      |                | 33.33  |                               |                         |  |
|   |                    | S      |                                  |                | 100                        |                |  |                               |                         |  |
| 4   | Alappuzha          | C      |                                  |                | 100                        |                |  |                               |                         |  |
|   |                    | S      |                                  |                | 100                        |                |  |                               |                         |  |
| 5   | Kottayam           | C      |                                  |                |                            |                | 100  |                               |                         |  |
|   |                    | S      |                                  |                | 100                        |                |  |                               |                         |  |
| 6   | Idukki             | C      |                                  |                |                            |                | 100  |                               |                         |  |
|   |                    | S      |                                  |                | 100                        |                |  |                               |                         |  |
| 7   | Ernakulam          | C      |                                  |                | 60                         |                | 40   |                               |                         |  |
|   |                    | S      |                                  |                | 60                         |                | 40   |                               |                         |  |
| 8   | Thrissur           | C      | 20                               |                | 80                         |                |  |                               |                         |  |
|   |                    | S      |                                  |                | 40                         |                | 60   |                               |                         |  |
| 9   | Palakkad           | C      |                                  |                | 11.11                      | 44.44          | 44.44  |                               |                         |  |
|   |                    | S      |                                  |                | 100                        |                |  |                               |                         |  |
| 10  | Malappuram         | C      |                                  |                |                            |                | 100  |                               |                         |  |
|   |                    | S      |                                  |                | 100                        |                |  |                               |                         |  |
| 11  | Kozhikode          | C      |                                  |                |                            |                | 100  |                               |                         |  |
|   |                    | S      |                                  |                |                            |                | 100  |                               |                         |  |
| 12  | Wayanad            | C      |                                  |                | 100                        |                |  |                               |                         |  |
|   |                    | S      |                                  |                |                            |                | 100  |                               |                         |  |
| 13  | Kannur             | C      |                                  |                | 71.43                      |                | 28.57  |                               |                         |  |
|   |                    | S      |                                  |                | 100                        |                |  |                               |                         |  |
| 14  | Kasaragod          | C      |                                  |                | 80                         |                | 20   |                               |                         |  |
|   |                    | S      |                                  |                | 100                        |                |  |                               |                         |  |
| For District covered  |                    | C      | 2.5                              |                | 31.25                      | 5              | 61.25  |                               |                         |  |
|   |                    | S      | 1.25                             |                | 98.75                      |                |  |                               |                         |  |

C-Central Sample

S-State Sample

#### 4) Discrepancies in recording crop and crop areas

Details of crop and its area reported by the Investigator in the state system and with the corresponding entries made by the technical personnel associated with the ICS programme reveal the following type of discrepancies.

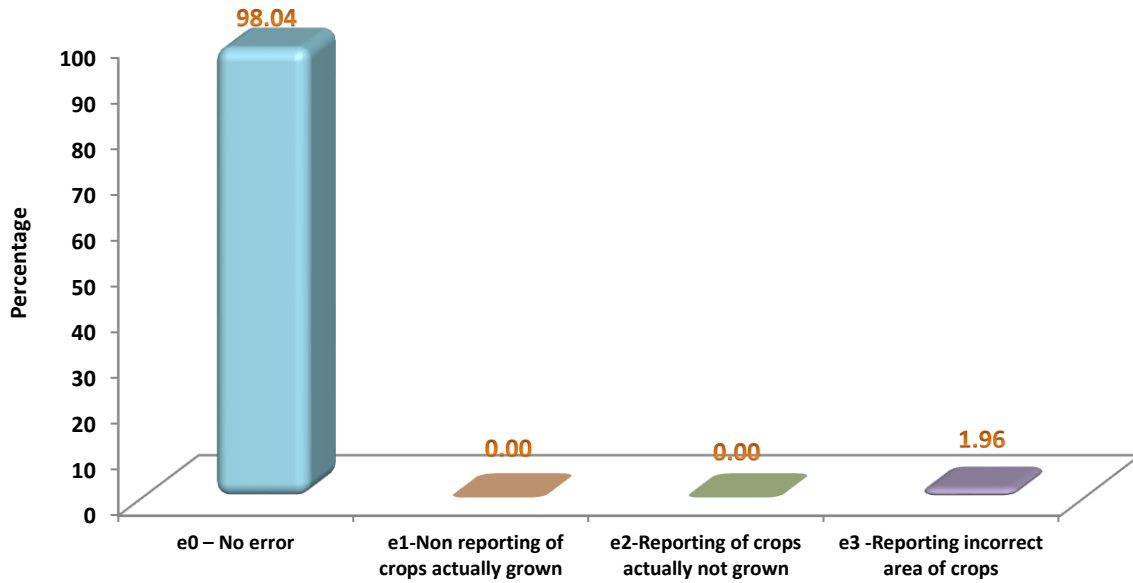
- 1) Non-reporting of crops actually grown (E1)
- 2) Reporting of crops actually not grown (E2)
- 3) Reporting of incorrect area of crops (E3)

Table 4 shows the percentage of survey numbers for the years 2022–2023 where the investigator recorded different types of inconsistencies in the paddy area during the autumn, winter, and summer. The error, which non-reporting of the actual grown area of the crop (e1) is 6.22% (Kottayam-87.5%, Ernakulam-11.11%) in winter for Central Sample. Reporting of crops actually not grown (e2) is 7.38% (Thrissur-73.33%) in Summer for Central Sample. Reporting of incorrect area of crops (e3) is 1.96% (Thiruvananthapuram -40%) for central sample and it is 1.87 % (Palakkad- 2.381%, Kasargod–8.33%) for state sample in autumn, 0.70% (Kozhikode-16.67%) in winter for state Sample and 0.67% (Thrissur-6.67%) in summer for central samples.

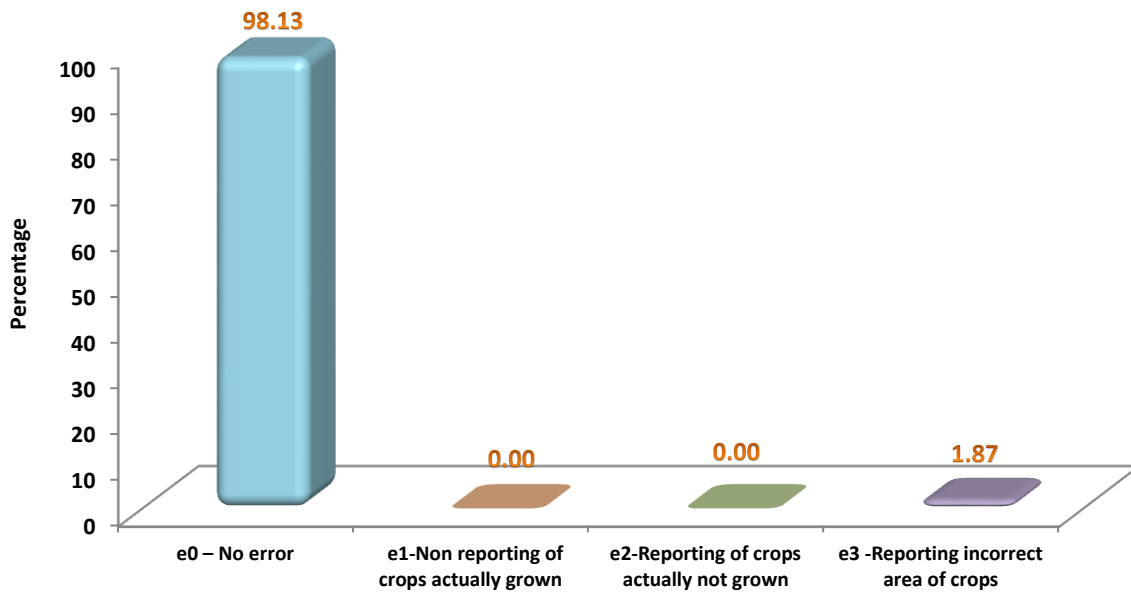
CHART-5

ERRORS IN RECORDING CROP AND CROP AREAS 2022-23 AUTUMN

CENTRAL SAMPLE

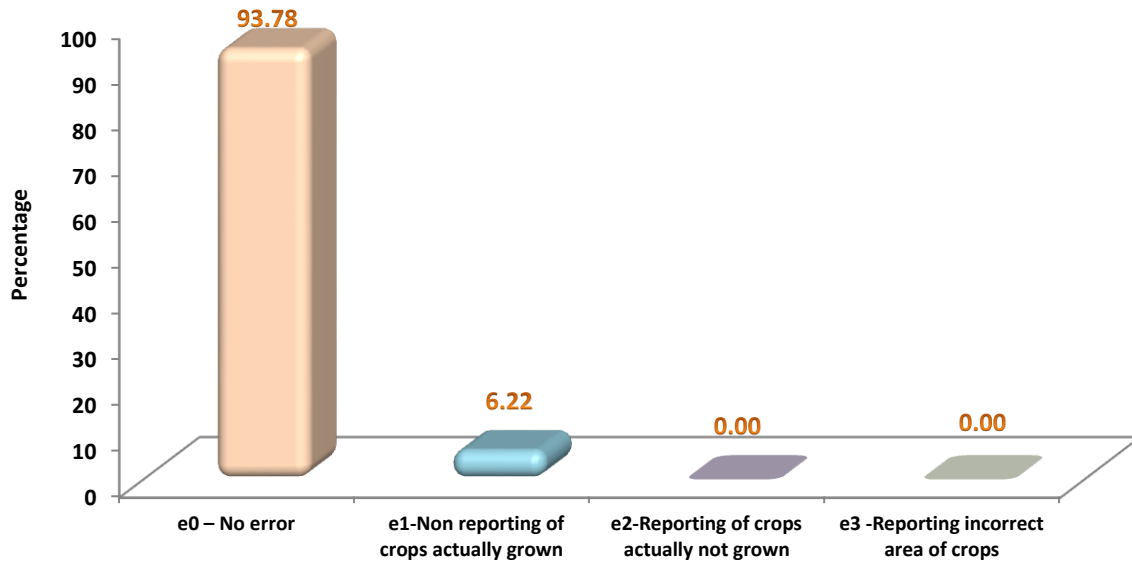


STATE SAMPLE



**CHART-6**  
**ERRORS IN RECORDING CROPS AND CROP AREAS 2022-23 WINTER**

**CENTRAL SAMPLE**



**STATE SAMPLE**

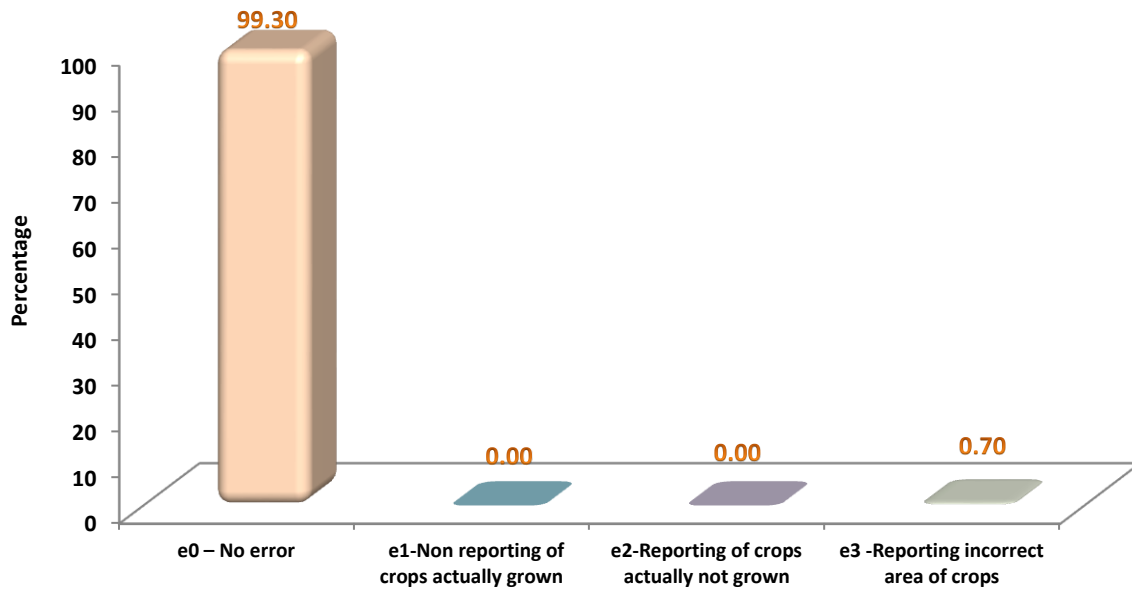
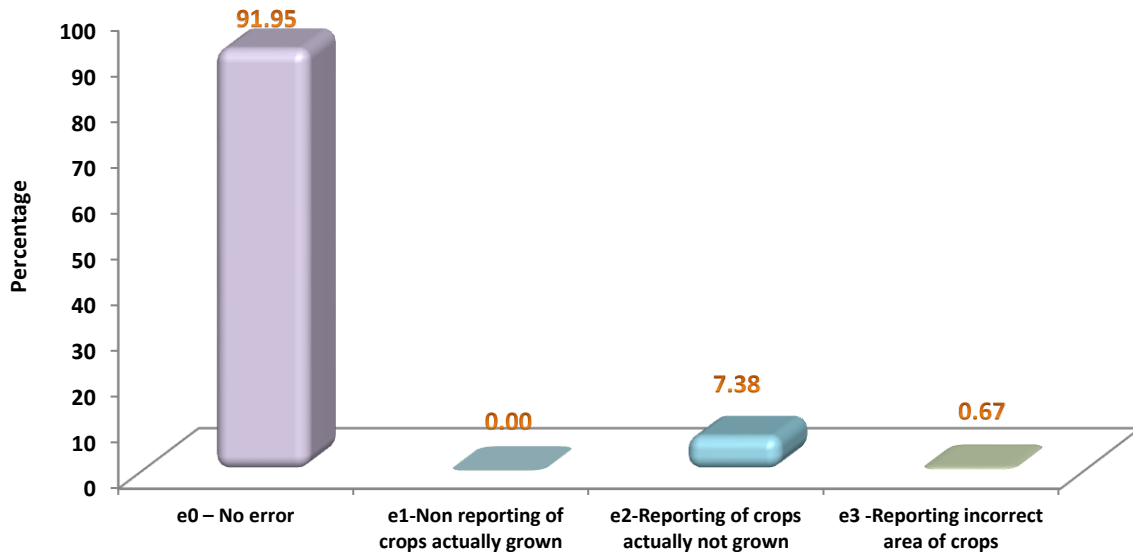


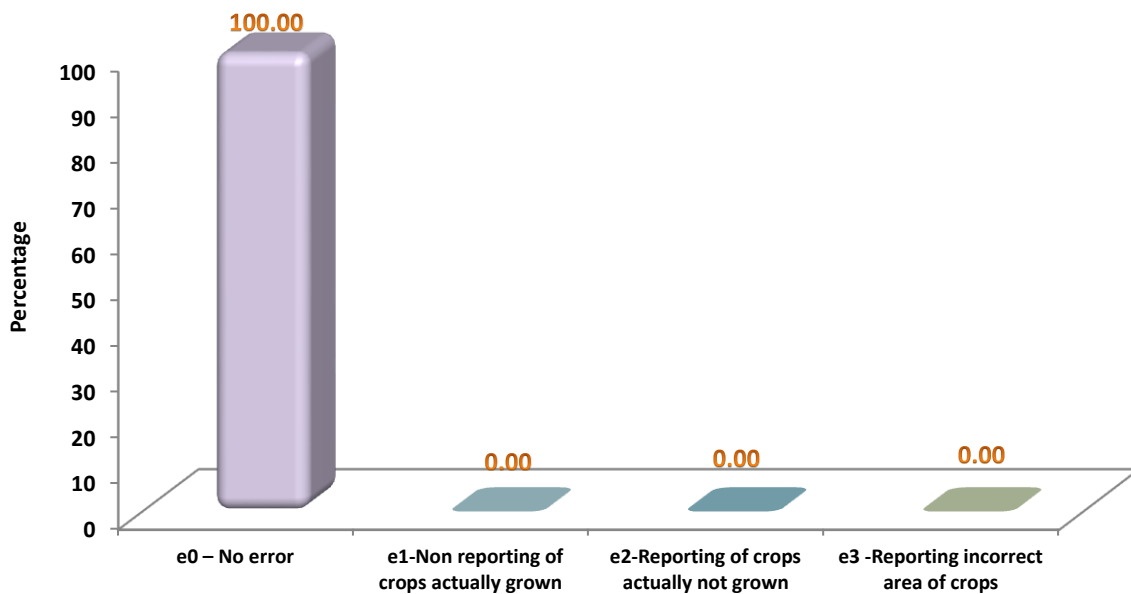
CHART-7

ERRORS IN RECORDING CROPS AND CROP AREAS 2022-23 SUMMER

**CENTRAL SAMPLE**



**STATE SAMPLE**



**Table-4**  
**PERCENTAGE OF SURVEY NUMBERS IN WHICH ERRORS IN RECORDING CROP AREAS WERE OBSERVED: 2022-23**

| Sl. No.   | District           | Agency | Percentage of survey numbers with different types of errors in enumeration of area during |    |    |       |        |       |    |       |        |     |       |      |  |
|---|--------------------|--------|---|----|----|-------|--------|-------|----|-------|--------|-----|-------|------|--|
|   |                    |        | AUTUMN  |    |    |       | WINTER |       |    |       | SUMMER |     |       |      |  |
|   |                    |        | e0  | e1 | e2 | e3    | e0     | e1    | e2 | e3    | e0     | e1  | e2    | e3   |  |
| 1   | 2                  | 3      | 4   | 5  | 6  | 7     | 8      | 9     | 10 | 11    | 12     | 13  | 14    | 15   |  |
| 1   | Thiruvananthapuram | C      | 60  |    |    | 40    |        |       |    |       |        | 100 |       |      |  |
|   |                    | S      | 100   |    |    |       | 100    |       |    |       |        |     |       |      |  |
| 2   | Kollam             | C      | 100   |    |    |       | 100    |       |    |       |        |     |       |      |  |
|   |                    | S      | 100   |    |    |       | 100    |       |    |       |        |     |       |      |  |
| 3   | Pathanamthitta     | C      |   |    |    |       | 100    |       |    |       | 100    |     |       |      |  |
|   |                    | S      |   |    |    |       | 100    |       |    |       |        |     |       |      |  |
| 4   | Alappuzha          | C      | 100   |    |    |       |        |       |    |       | 100    |     |       |      |  |
|   |                    | S      | 100   |    |    |       | 100    |       |    |       | 100    |     |       |      |  |
| 5   | Kottayam           | C      | 100   |    |    |       | 12.5   | 87.5  |    |       | 100    |     |       |      |  |
|   |                    | S      |   |    |    |       | 100    |       |    |       |        |     |       |      |  |
| 6   | Idukki             | C      |   |    |    |       | 100    |       |    |       | 100    |     |       |      |  |
|   |                    | S      |   |    |    |       | 100    |       |    |       |        |     |       |      |  |
| 7   | Ernakulam          | C      | 100   |    |    |       | 88.89  | 11.11 |    |       | 100    |     |       |      |  |
|   |                    | S      | 100   |    |    |       | 100    |       |    |       | 100    |     |       |      |  |
| 8   | Thrissur           | C      |   |    |    |       | 100    |       |    |       | 20     |     | 73.33 | 6.67 |  |
|   |                    | S      | 100   |    |    |       | 100    |       |    |       | 100    |     |       |      |  |
| 9   | Palakkad           | C      | 100   |    |    |       | 100    |       |    |       | 100    |     |       |      |  |
|   |                    | S      | 97.62   |    |    | 2.381 | 100    |       |    |       | 100    |     |       |      |  |
| 10  | Malappuram         | C      |   |    |    |       | 100    |       |    |       | 100    |     |       |      |  |
|   |                    | S      |   |    |    |       | 100    |       |    |       | 100    |     |       |      |  |
| 11  | Kozhikode          | C      |   |    |    |       | 100    |       |    |       |        |     |       |      |  |
|   |                    | S      | 100   |    |    |       | 83.33  |       |    | 16.67 |        |     |       |      |  |
| 12  | Wayanad            | C      |   |    |    |       | 100    |       |    |       | 100    |     |       |      |  |
|   |                    | S      |   |    |    |       | 100    |       |    |       | 100    |     |       |      |  |
| 13  | Kannur             | C      | 100   |    |    |       | 100    |       |    |       |        |     |       |      |  |
|   |                    | S      | 100   |    |    |       | 100    |       |    |       |        |     |       |      |  |
| 14  | Kasaragod          | C      | 100   |    |    |       | 100    |       |    |       |        |     |       |      |  |
|   |                    | S      | 91.67   |    |    | 8.33  | 100    |       |    |       | 100    |     |       |      |  |
| For District covered  |                    | C      | 98.04   |    |    | 1.96  | 93.78  | 6.22  |    |       | 91.95  |     | 7.38  | 0.67 |  |
|   |                    | S      | 98.13   |    |    | 1.87  | 99.30  |       |    | 0.70  | 100    |     |       |      |  |
| C-Central Sample S-State Sample   |                    |        |   |    |    |       |        |       |    |       |        |     |       |      |  |
| e0 - No error e1-Non reporting of crops actually grown e2-Reporting of crops actually not grown |                    |        |   |    |    |       |        |       |    |       |        |     |       |      |  |
| e3 -Reporting incorrect area of crops   |                    |        |   |    |    |       |        |       |    |       |        |     |       |      |  |



Table-4 (a)

**PERCENTAGE OF SURVEY NUMBERS IN WHICH ERRORS IN RECORDING CROP AREAS WERE OBSERVED: 2022-23**

| Sl. No.   | District           | Agency | Percentage of survey numbers with different types of errors in enumeration of area during |    |    |    |
|---|--------------------|--------|---|----|----|----|
|   |                    |        | SUMMER DRY  |    |    |    |
|   |                    |        | e0  | e1 | e2 | e3 |
| 1   | 2                  | 3      | 4   | 5  | 6  | 7  |
| 1   | Thiruvananthapuram | C      | 100   |    |    |    |
|   |                    | S      |   |    |    |    |
| 2   | Kollam             | C      |   |    |    |    |
|   |                    | S      |   |    |    |    |
| 3   | Pathanamthitta     | C      |   |    |    |    |
|   |                    | S      |   |    |    |    |
| 4   | Alappuzha          | C      |   |    |    |    |
|   |                    | S      |   |    |    |    |
| 5   | Kottayam           | C      | 100   |    |    |    |
|   |                    | S      |   |    |    |    |
| 6   | Idukki             | C      |   |    |    |    |
|   |                    | S      | 100   |    |    |    |
| 7   | Ernakulam          | C      |   |    |    |    |
|   |                    | S      |   |    |    |    |
| 8   | Thrissur           | C      |   |    |    |    |
|   |                    | S      | 100   |    |    |    |
| 9   | Palakkad           | C      |   |    |    |    |
|   |                    | S      |   |    |    |    |
| 10  | Malappuram         | C      |   |    |    |    |
|   |                    | S      |   |    |    |    |
| 11  | Kozhikode          | C      |   |    |    |    |
|   |                    | S      |   |    |    |    |
| 12  | Wayanad            | C      |   |    |    |    |
|   |                    | S      |   |    |    |    |
| 13  | Kannur             | C      |   |    |    |    |
|   |                    | S      |   |    |    |    |
| 14  | Kasaragod          | C      |   |    |    |    |
|   |                    | S      |   |    |    |    |
| For District covered  |                    | C      | 100   |    |    |    |
|   |                    | S      | 100   |    |    |    |
| C-Central Sample S-State Sample   |                    |        |   |    |    |    |
| e0 - No error e1-Non reporting of crops actually grown e2-Reporting of crops actually not grown |                    |        |   |    |    |    |
| e3 -Reporting incorrect area of crops   |                    |        |   |    |    |    |

**5) Discrepancies in recording Irrigation particulars of Paddy**

Information on the distribution of survey numbers according to irrigation particulars for paddy in Autumn, Winter, Summer, and Summer

Dry is provided in Tables 5(a), 5(b), 5(c), and 5(d), respectively. During Autumn, a discrepancy of 10.78% (with Palakkad at 26.83%) was observed in the Central sample regarding the recording of irrigation particulars for paddy by Patwari and Supervisor. In Winter, the discrepancy was 5.809% (with Kottayam at 87.5%), and in Summer, it was 7.383% (with Thrissur at 73.33%). No discrepancies were recorded for Summer paddy.

**Table-5(a)**  
**DISCREPANCIES IN RECORDING IRRIGATION PARTICULARS OF PADDY DURING 2022-23- AUTUMN**

| Sl. No               | District           | Agency | Percentage of survey numbers in which particulars |       |       |       |             |    |    |       |         |       |    |       |  |
|----------------------|--------------------|--------|---|-------|-------|-------|-------------|----|----|-------|---------|-------|----|-------|--|
|                      |                    |        | Tallied   |       |       |       | Not Tallied |    |    |       |         |       |    |       |  |
|                      |                    |        | I & UI  | I     | UI    | Total | Supervisor  |    |    |       | Patwari |       |    |       |  |
|                      |                    |        |   |       |       |       | I           | UI | NR | Total | I       | UI    | NR | Total |  |
| 1                    | 2                  | 3      | 4   | 5     | 6     | 7     | 8           | 9  | 10 | 11    | 12      | 13    | 14 | 15    |  |
| 1                    | Thiruvananthapuram | C      |   | 100   |       | 100   |             |    |    |       |         |       |    |       |  |
|                      |                    | S      |   | 100   |       | 100   |             |    |    |       |         |       |    |       |  |
| 2                    | Kollam             | C      |   | 80    | 20    | 100   |             |    |    |       |         |       |    |       |  |
|                      |                    | S      |   |       | 100   | 100   |             |    |    |       |         |       |    |       |  |
| 3                    | Pathanamthitta     | C      |   |       |       |       |             |    |    |       |         |       |    |       |  |
|                      |                    | S      |   |       |       |       |             |    |    |       |         |       |    |       |  |
| 4                    | Alappuzha          | C      |   | 100   |       | 100   |             |    |    |       |         |       |    |       |  |
|                      |                    | S      |   | 100   |       | 100   |             |    |    |       |         |       |    |       |  |
| 5                    | Kottayam           | C      |   | 100   |       | 100   |             |    |    |       |         |       |    |       |  |
|                      |                    | S      |   |       |       |       |             |    |    |       |         |       |    |       |  |
| 6                    | Idukki             | C      |   |       |       |       |             |    |    |       |         |       |    |       |  |
|                      |                    | S      |   |       |       |       |             |    |    |       |         |       |    |       |  |
| 7                    | Ernakulam          | C      |   | 85.71 | 14.29 | 100   |             |    |    |       |         |       |    |       |  |
|                      |                    | S      |   | 100   |       | 100   |             |    |    |       |         |       |    |       |  |
| 8                    | Thrissur           | C      |   |       |       |       |             |    |    |       |         |       |    |       |  |
|                      |                    | S      |   |       | 100   | 100   |             |    |    |       |         |       |    |       |  |
| 9                    | Palakkad           | C      |   |       | 73.17 | 73.17 | 26.83       |    |    | 26.83 |         | 26.83 |    | 26.83 |  |
|                      |                    | S      |   |       | 100   | 100   |             |    |    |       |         |       |    |       |  |
| 10                   | Malappuram         | C      |   |       |       |       |             |    |    |       |         |       |    |       |  |
|                      |                    | S      |   |       |       |       |             |    |    |       |         |       |    |       |  |
| 11                   | Kozhikode          | C      |   |       |       |       |             |    |    |       |         |       |    |       |  |
|                      |                    | S      |   |       | 100   | 100   |             |    |    |       |         |       |    |       |  |
| 12                   | Wayanad            | C      |   |       |       |       |             |    |    |       |         |       |    |       |  |
|                      |                    | S      |   |       |       |       |             |    |    |       |         |       |    |       |  |
| 13                   | Kannur             | C      |   |       | 100   | 100   |             |    |    |       |         |       |    |       |  |
|                      |                    | S      |   |       | 100   | 100   |             |    |    |       |         |       |    |       |  |
| 14                   | Kasaragod          | C      |   |       | 100   | 100   |             |    |    |       |         |       |    |       |  |
|                      |                    | S      |   |       | 100   | 100   |             |    |    |       |         |       |    |       |  |
| For District covered |                    | C      |   | 29.41 | 59.8  | 89.22 | 10.78       |    |    | 10.78 |         | 10.78 |    | 10.78 |  |
|                      |                    | S      |   | 19.63 | 80.37 | 100   |             |    |    |       |         |       |    |       |  |

C-Central Sample    S-State Sample

I-Irrigated    UI- Un Irrigated    NR-Non reporting

**Table-5(b)**  
**DISCREPANCIES IN RECORDING IRRIGATION PARTICULARS OF PADDY DURING**  
**2022-23 - WINTER**

| Sl. No               | District           | Agency | Percentage of survey numbers in which particulars |                  |                  |       |             |    |    |       |         |                  |    |                |       |
|----------------------|--------------------|--------|---|------------------|------------------|-------|-------------|----|----|-------|---------|------------------|----|----------------|-------|
|                      |                    |        | Tallied   |                  |                  |       | Not Tallied |    |    |       |         |                  |    |                |       |
|                      |                    |        | I & UI  | I                | UI               | Total | Supervisor  |    |    |       | Patwari |                  |    |                |       |
|                      |                    |        |   |                  |                  |       | I           | UI | NR | Total | I       | UI               | NR | Total          |       |
| 1                    | 2                  | 3      | 4   | 5                | 6                | 7     | 8           | 9  | 10 | 11    | 12      | 13               | 14 | 15             |       |
| 1                    | Thiruvananthapuram | C      |   |                  |                  |       |             |    |    |       |         |                  |    |                |       |
|                      |                    | S      |   | 100              |                  | 100   |             |    |    |       |         |                  |    |                |       |
| 2                    | Kollam             | C      |   | 73.68            | 26.32            | 100   |             |    |    |       |         |                  |    |                |       |
|                      |                    | S      |   | 20               | 80               | 100   |             |    |    |       |         |                  |    |                |       |
| 3                    | Pathanamthitta     | C      |   | 100              |                  | 100   |             |    |    |       |         |                  |    |                |       |
|                      |                    | S      |   | 100              |                  | 100   |             |    |    |       |         |                  |    |                |       |
| 4                    | Alappuzha          | C      |   |                  |                  |       |             |    |    |       |         |                  |    |                |       |
|                      |                    | S      |   | 100              |                  | 100   |             |    |    |       |         |                  |    |                |       |
| 5                    | Kottayam           | C      |   | 12.5             |                  | 12.5  | 87.5        |    |    |       | 87.5    |                  |    | 87.5           | 87.5  |
|                      |                    | S      |   | 100              |                  | 100   |             |    |    |       |         |                  |    |                |       |
| 6                    | Idukki             | C      |   | 100              |                  | 100   |             |    |    |       |         |                  |    |                |       |
|                      |                    | S      |   | 100              |                  | 100   |             |    |    |       |         |                  |    |                |       |
| 7                    | Ernakulam          | C      |   | 77.78            | 11.11            | 88.89 |             |    |    |       |         |                  |    |                |       |
|                      |                    | S      |   | 100              |                  | 100   |             |    |    |       |         |                  |    |                |       |
| 8                    | Thrissur           | C      |   | 100              |                  | 100   |             |    |    |       |         |                  |    |                |       |
|                      |                    | S      |   | 100              |                  | 100   |             |    |    |       |         |                  |    |                |       |
| 9                    | Palakkad           | C      |   | 100              |                  | 100   |             |    |    |       |         |                  |    |                |       |
|                      |                    | S      |   | 98.15            | 1.852            | 100   |             |    |    |       |         |                  |    |                |       |
| 10                   | Malappuram         | C      |   | 28.57            | 71.43            | 100   |             |    |    |       |         |                  |    |                |       |
|                      |                    | S      |   | 77.78            | 22.22            | 100   |             |    |    |       |         |                  |    |                |       |
| 11                   | Kozhikode          | C      |   |                  | 100              | 100   |             |    |    |       |         |                  |    |                |       |
|                      |                    | S      |   |                  | 100              | 100   |             |    |    |       |         |                  |    |                |       |
| 12                   | Wayanad            | C      |   | 100              |                  | 100   |             |    |    |       |         |                  |    |                |       |
|                      |                    | S      |   | 100              |                  | 100   |             |    |    |       |         |                  |    |                |       |
| 13                   | Kannur             | C      |   | 100              |                  | 100   |             |    |    |       |         |                  |    |                |       |
|                      |                    | S      |   | 100              |                  | 100   |             |    |    |       |         |                  |    |                |       |
| 14                   | Kasaragod          | C      |   | 73.91            | 26.09            | 100   |             |    |    |       |         |                  |    |                |       |
|                      |                    | S      |   | 68.75            | 31.25            | 100   |             |    |    |       |         |                  |    |                |       |
| For District covered |                    | C      |   | 75.1             | 18.67            | 93.78 | 5.809       |    |    |       | 5.809   |                  |    | 5.809          | 5.809 |
|                      |                    | S      |   | 88.85            | 11.15            | 100   |             |    |    |       |         |                  |    |                |       |
|                      |                    |        |   |                  |                  |       |             |    |    |       |         | C-Central Sample |    | S-State Sample |       |
|                      |                    |        | I-Irrigated                                       | UI- Un Irrigated | NR-Non reporting |       |             |    |    |       |         |                  |    |                |       |

Table-5(c)

**DISCREPANCIES IN RECORDING IRRIGATION PARTICULARS OF PADDY DURING 2022-23 - SUMMER**

| Sl. No               | District           | Agency | Percentage of survey numbers in which particulars |       |    |       |             |    |       |       |         |    |    |       |       |
|----------------------|--------------------|--------|---|-------|----|-------|-------------|----|-------|-------|---------|----|----|-------|-------|
|                      |                    |        | Tallied   |       |    |       | Not Tallied |    |       |       |         |    |    |       |       |
|                      |                    |        | I & UI  | I     | UI | Total | Supervisor  |    |       |       | Patwari |    |    |       |       |
|                      |                    |        |   |       |    |       | I           | UI | NR    | Total | I       | UI | NR | Total |       |
| 1                    | 2                  | 3      | 4   | 5     | 6  | 7     | 8           | 9  | 10    | 11    | 12      | 13 | 14 | 15    |       |
| 1                    | Thiruvananthapuram | C      |   | 100   |    | 100   |             |    |       |       |         |    |    |       |       |
|                      |                    | S      |   |       |    |       |             |    |       |       |         |    |    |       |       |
| 2                    | Kollam             | C      |   |       |    |       |             |    |       |       |         |    |    |       |       |
|                      |                    | S      |   |       |    |       |             |    |       |       |         |    |    |       |       |
| 3                    | Pathanamthitta     | C      |   | 100   |    | 100   |             |    |       |       |         |    |    |       |       |
|                      |                    | S      |   |       |    |       |             |    |       |       |         |    |    |       |       |
| 4                    | Alappuzha          | C      |   | 100   |    | 100   |             |    |       |       |         |    |    |       |       |
|                      |                    | S      |   | 100   |    | 100   |             |    |       |       |         |    |    |       |       |
| 5                    | Kottayam           | C      |   | 100   |    | 100   |             |    |       |       |         |    |    |       |       |
|                      |                    | S      |   |       |    |       |             |    |       |       |         |    |    |       |       |
| 6                    | Idukki             | C      |   | 100   |    | 100   |             |    |       |       |         |    |    |       |       |
|                      |                    | S      |   |       |    |       |             |    |       |       |         |    |    |       |       |
| 7                    | Ernakulam          | C      |   | 100   |    | 100   |             |    |       |       |         |    |    |       |       |
|                      |                    | S      |   | 100   |    | 100   |             |    |       |       |         |    |    |       |       |
| 8                    | Thrissur           | C      |   | 26.67 |    | 26.67 |             |    | 73.33 | 73.33 | 73.33   |    |    |       | 73.33 |
|                      |                    | S      |   | 100   |    | 100   |             |    |       |       |         |    |    |       |       |
| 9                    | Palakkad           | C      |   | 100   |    | 100   |             |    |       |       |         |    |    |       |       |
|                      |                    | S      |   | 100   |    | 100   |             |    |       |       |         |    |    |       |       |
| 10                   | Malappuram         | C      |   | 100   |    | 100   |             |    |       |       |         |    |    |       |       |
|                      |                    | S      |   | 100   |    | 100   |             |    |       |       |         |    |    |       |       |
| 11                   | Kozhikode          | C      |   |       |    |       |             |    |       |       |         |    |    |       |       |
|                      |                    | S      |   |       |    |       |             |    |       |       |         |    |    |       |       |
| 12                   | Wayanad            | C      |   | 100   |    | 100   |             |    |       |       |         |    |    |       |       |
|                      |                    | S      |   | 100   |    | 100   |             |    |       |       |         |    |    |       |       |
| 13                   | Kannur             | C      |   |       |    |       |             |    |       |       |         |    |    |       |       |
|                      |                    | S      |   |       |    |       |             |    |       |       |         |    |    |       |       |
| 14                   | Kasaragod          | C      |   |       |    |       |             |    |       |       |         |    |    |       |       |
|                      |                    | S      |   | 100   |    | 100   |             |    |       |       |         |    |    |       |       |
| For District covered |                    | C      |   | 92.62 |    | 92.62 |             |    | 7.383 | 7.383 | 7.383   |    |    |       | 7.383 |
|                      |                    | S      |   | 100   |    | 100   |             |    |       |       |         |    |    |       |       |

C-Central Sample      S-State Sample

I-Irrigated      UI- Un Irrigated      NR-Non reporting

**Table-5(d)**  
**DISCREPANCIES IN RECORDING IRRIGATION PARTICULARS OF PADDY**  
**DURING 2022-23 - SUMMER DRY**

| Sl. No               | District           | Agency | Percentage of survey numbers in which particulars |                  |    |       |                  |   |    |    |         |                  |    |                |  |
|----------------------|--------------------|--------|---|------------------|----|-------|------------------|---|----|----|---------|------------------|----|----------------|--|
|                      |                    |        | Tallied   |                  |    |       | Not Tallied      |   |    |    |         |                  |    |                |  |
|                      |                    |        | I & UI  | I                | UI | Total | Supervisor       |   |    |    | Patwari |                  |    |                |  |
| I                    | UI                 | NR     |   |                  |    |       | Total            | I | UI | NR | Total   |                  |    |                |  |
| 1                    | 2                  | 3      | 4   | 5                | 6  | 7     | 8                | 9 | 10 | 11 | 12      | 13               | 14 | 15             |  |
| 1                    | Thiruvananthapuram | C      |   | 100              |    | 100   |                  |   |    |    |         |                  |    |                |  |
|                      |                    | S      |   |                  |    |       |                  |   |    |    |         |                  |    |                |  |
| 2                    | Kollam             | C      |   |                  |    |       |                  |   |    |    |         |                  |    |                |  |
|                      |                    | S      |   |                  |    |       |                  |   |    |    |         |                  |    |                |  |
| 3                    | Pathanamthitta     | C      |   |                  |    |       |                  |   |    |    |         |                  |    |                |  |
|                      |                    | S      |   |                  |    |       |                  |   |    |    |         |                  |    |                |  |
| 4                    | Alappuzha          | C      |   |                  |    |       |                  |   |    |    |         |                  |    |                |  |
|                      |                    | S      |   |                  |    |       |                  |   |    |    |         |                  |    |                |  |
| 5                    | Kottayam           | C      |   | 100              |    | 100   |                  |   |    |    |         |                  |    |                |  |
|                      |                    | S      |   |                  |    |       |                  |   |    |    |         |                  |    |                |  |
| 6                    | Idukki             | C      |   |                  |    |       |                  |   |    |    |         |                  |    |                |  |
|                      |                    | S      |   | 100              |    | 100   |                  |   |    |    |         |                  |    |                |  |
| 7                    | Ernakulam          | C      |   |                  |    |       |                  |   |    |    |         |                  |    |                |  |
|                      |                    | S      |   |                  |    |       |                  |   |    |    |         |                  |    |                |  |
| 8                    | Thrissur           | C      |   |                  |    |       |                  |   |    |    |         |                  |    |                |  |
|                      |                    | S      |   | 100              |    | 100   |                  |   |    |    |         |                  |    |                |  |
| 9                    | Palakkad           | C      |   |                  |    |       |                  |   |    |    |         |                  |    |                |  |
|                      |                    | S      |   |                  |    |       |                  |   |    |    |         |                  |    |                |  |
| 10                   | Malappuram         | C      |   |                  |    |       |                  |   |    |    |         |                  |    |                |  |
|                      |                    | S      |   |                  |    |       |                  |   |    |    |         |                  |    |                |  |
| 11                   | Kozhikode          | C      |   |                  |    |       |                  |   |    |    |         |                  |    |                |  |
|                      |                    | S      |   |                  |    |       |                  |   |    |    |         |                  |    |                |  |
| 12                   | Wayanad            | C      |   |                  |    |       |                  |   |    |    |         |                  |    |                |  |
|                      |                    | S      |   |                  |    |       |                  |   |    |    |         |                  |    |                |  |
| 13                   | Kannur             | C      |   |                  |    |       |                  |   |    |    |         |                  |    |                |  |
|                      |                    | S      |   |                  |    |       |                  |   |    |    |         |                  |    |                |  |
| 14                   | Kasaragod          | C      |   |                  |    |       |                  |   |    |    |         |                  |    |                |  |
|                      |                    | S      |   |                  |    |       |                  |   |    |    |         |                  |    |                |  |
| For District covered |                    | C      |   | 100              |    | 100   |                  |   |    |    |         |                  |    |                |  |
|                      |                    | S      |   | 100              |    | 100   |                  |   |    |    |         |                  |    |                |  |
|                      |                    |        |   |                  |    |       |                  |   |    |    |         | C-Central Sample |    | S-State Sample |  |
|                      |                    |        | I-Irrigated                                       | UI- Un Irrigated |    |       | NR-Non reporting |   |    |    |         |                  |    |                |  |

### 6) Discrepancies in recording variety particulars of seed used

Information on distribution of survey numbers as per the type of seed used for paddy during Autumn, Winter and Summer, Summer Dry is given in Table 6(a), 6(b) and 6 (c) and 6(d) respectively. No discrepancy is recorded in Central or State samples in recording variety of paddy by Patwari and Supervisor in autumn season, for state samples in winter and summer seasons and for summer paddy. But in winter and summer it is 6.224% (Kottayam-87.5,Ernakulam-11.11) and 7.383%(Thrissur-73.33) respectively for central samples.

**Table-6(a)**  
**DISCREPANCIES IN RECORDING SEED VARIETY PARTICULARS OF PADDY**  
**DURING 2022-23 - AUTUMN**

| Sl. No               | District           | Agency | Percentage of survey numbers in which particulars |       |       |       |             |   |    |       |         |    |    |       |  |
|----------------------|--------------------|--------|---|-------|-------|-------|-------------|---|----|-------|---------|----|----|-------|--|
|                      |                    |        | Tallied   |       |       |       | Not Tallied |   |    |       |         |    |    |       |  |
|                      |                    |        | Hy &L   | Hy    | L     | Total | Supervisor  |   |    |       | Patwari |    |    |       |  |
|                      |                    |        |   |       |       |       | Hy          | L | NR | Total | Hy      | L  | NR | Total |  |
| 1                    | 2                  | 3      | 4   | 5     | 6     | 7     | 8           | 9 | 10 | 11    | 12      | 13 | 14 | 15    |  |
| 1                    | Thiruvananthapuram | C      |   | 20    | 80    | 100   |             |   |    |       |         |    |    |       |  |
|                      |                    | S      |   | 100   |       | 100   |             |   |    |       |         |    |    |       |  |
| 2                    | Kollam             | C      |   | 100   |       | 100   |             |   |    |       |         |    |    |       |  |
|                      |                    | S      |   | 100   |       | 100   |             |   |    |       |         |    |    |       |  |
| 3                    | Pathanamthitta     | C      |   |       |       |       |             |   |    |       |         |    |    |       |  |
|                      |                    | S      |   |       |       |       |             |   |    |       |         |    |    |       |  |
| 4                    | Alappuzha          | C      |   | 100   |       | 100   |             |   |    |       |         |    |    |       |  |
|                      |                    | S      |   | 100   |       | 100   |             |   |    |       |         |    |    |       |  |
| 5                    | Kottayam           | C      |   | 100   |       | 100   |             |   |    |       |         |    |    |       |  |
|                      |                    | S      |   |       |       |       |             |   |    |       |         |    |    |       |  |
| 6                    | Idukki             | C      |   |       |       |       |             |   |    |       |         |    |    |       |  |
|                      |                    | S      |   |       |       |       |             |   |    |       |         |    |    |       |  |
| 7                    | Ernakulam          | C      |   | 100   |       | 100   |             |   |    |       |         |    |    |       |  |
|                      |                    | S      |   | 100   |       | 100   |             |   |    |       |         |    |    |       |  |
| 8                    | Thrissur           | C      |   |       |       |       |             |   |    |       |         |    |    |       |  |
|                      |                    | S      |   | 100   |       | 100   |             |   |    |       |         |    |    |       |  |
| 9                    | Palakkad           | C      |   | 100   |       | 100   |             |   |    |       |         |    |    |       |  |
|                      |                    | S      |   | 100   |       | 100   |             |   |    |       |         |    |    |       |  |
| 10                   | Malappuram         | C      |   |       |       |       |             |   |    |       |         |    |    |       |  |
|                      |                    | S      |   |       |       |       |             |   |    |       |         |    |    |       |  |
| 11                   | Kozhikode          | C      |   |       |       |       |             |   |    |       |         |    |    |       |  |
|                      |                    | S      |   |       | 100   | 100   |             |   |    |       |         |    |    |       |  |
| 12                   | Wayanad            | C      |   |       |       |       |             |   |    |       |         |    |    |       |  |
|                      |                    | S      |   |       |       |       |             |   |    |       |         |    |    |       |  |
| 13                   | Kannur             | C      |   | 100   |       | 100   |             |   |    |       |         |    |    |       |  |
|                      |                    | S      |   | 100   |       | 100   |             |   |    |       |         |    |    |       |  |
| 14                   | Kasaragod          | C      |   | 66.67 | 33.33 | 100   |             |   |    |       |         |    |    |       |  |
|                      |                    | S      |   | 100   |       | 100   |             |   |    |       |         |    |    |       |  |
| For District covered |                    | C      |   | 94.12 | 5.882 | 100   |             |   |    |       |         |    |    |       |  |
|                      |                    | S      |   | 99.07 | 0.935 | 100   |             |   |    |       |         |    |    |       |  |

C-Central Sample S-State Sample

HY-High Yielding Seed L-Local variety seed NR-Non reporting

Table-6(b)

**DISCREPANCIES IN RECORDING SEED VARIETY PARTICULARS OF PADDY DURING 2022-23 – WINTER**

| Sl. No.   | District           | Agency | Percentage of survey numbers in which particulars |       |       |       |             |       |    |       |         |    |    |       |       |
|---|--------------------|--------|---|-------|-------|-------|-------------|-------|----|-------|---------|----|----|-------|-------|
|   |                    |        | Tallied   |       |       |       | Not Tallied |       |    |       |         |    |    |       |       |
|   |                    |        |   |       |       |       | Supervisor  |       |    |       | Patwari |    |    |       |       |
|   |                    |        | Hy & L  | Hy    | L     | Total | Hy          | L     | NR | Total | Hy      | L  | NR | Total |       |
| 1   | 2                  | 3      | 4   | 5     | 6     | 7     | 8           | 9     | 10 | 11    | 12      | 13 | 14 | 15    |       |
| 1   | Thiruvananthapuram | C      |   |       |       |       |             |       |    |       |         |    |    |       |       |
|   |                    | S      |   | 100   |       |       | 100         |       |    |       |         |    |    |       |       |
| 2   | Kollam             | C      |   | 73.68 | 26.32 | 100   |             |       |    |       |         |    |    |       |       |
|   |                    | S      |   | 90    | 10    | 100   |             |       |    |       |         |    |    |       |       |
| 3   | Pathanamthitta     | C      |   | 100   |       | 100   |             |       |    |       |         |    |    |       |       |
|   |                    | S      |   | 100   |       | 100   |             |       |    |       |         |    |    |       |       |
| 4   | Alappuzha          | C      |   |       |       |       |             |       |    |       |         |    |    |       |       |
|   |                    | S      |   | 100   |       | 100   |             |       |    |       |         |    |    |       |       |
| 5   | Kottayam           | C      |   | 12.5  |       | 12.5  | 25          | 62.5  |    | 87.5  |         |    |    | 87.5  | 87.5  |
|   |                    | S      |   | 100   |       | 100   |             |       |    |       |         |    |    |       |       |
| 6   | Idukki             | C      |   | 100   |       | 100   |             |       |    |       |         |    |    |       |       |
|   |                    | S      |   | 100   |       | 100   |             |       |    |       |         |    |    |       |       |
| 7   | Ernakulam          | C      |   | 88.89 |       | 88.89 | 11.11       |       |    | 11.11 |         |    |    | 11.11 | 11.11 |
|   |                    | S      |   | 100   |       | 100   |             |       |    |       |         |    |    |       |       |
| 8   | Thrissur           | C      |   | 100   |       | 100   |             |       |    |       |         |    |    |       |       |
|   |                    | S      |   | 100   |       | 100   |             |       |    |       |         |    |    |       |       |
| 9   | Palakkad           | C      |   | 95.52 | 4.478 | 100   |             |       |    |       |         |    |    |       |       |
|   |                    | S      |   | 98.15 | 1.852 | 100   |             |       |    |       |         |    |    |       |       |
| 10  | Malappuram         | C      |   | 82.14 | 17.86 | 100   |             |       |    |       |         |    |    |       |       |
|   |                    | S      |   | 100   |       | 100   |             |       |    |       |         |    |    |       |       |
| 11  | Kozhikode          | C      |   | 61.54 | 38.46 | 100   |             |       |    |       |         |    |    |       |       |
|   |                    | S      |   |       | 100   | 100   |             |       |    |       |         |    |    |       |       |
| 12  | Wayanad            | C      |   | 92.31 | 7.692 | 100   |             |       |    |       |         |    |    |       |       |
|   |                    | S      |   | 92.31 | 7.692 | 100   |             |       |    |       |         |    |    |       |       |
| 13  | Kannur             | C      |   | 84.21 | 15.79 | 100   |             |       |    |       |         |    |    |       |       |
|   |                    | S      |   | 60.87 | 39.13 | 100   |             |       |    |       |         |    |    |       |       |
| 14  | Kasaragod          | C      |   | 52.17 | 47.83 | 100   |             |       |    |       |         |    |    |       |       |
|   |                    | S      |   | 56.25 | 43.75 | 100   |             |       |    |       |         |    |    |       |       |
| For District covered  |                    | C      |   | 79.67 | 14.11 | 93.78 | 2.075       | 4.149 |    | 6.224 |         |    |    | 6.224 | 6.224 |
|   |                    | S      |   | 85.37 | 14.63 | 100   |             |       |    |       |         |    |    |       |       |
| C-Central Sample    S-State Sample                                |                    |        |   |       |       |       |             |       |    |       |         |    |    |       |       |
| HY-High Yielding Seed    L-Local variety seed    NR-Non reporting |                    |        |   |       |       |       |             |       |    |       |         |    |    |       |       |

**Table-6 (c)**  
**DISCREPANCIES IN RECORDING SEED VARIETY PARTICULARS OF PADDY**  
**DURING 2022-23 - SUMMER**

| Sl. No               | District           | Agency | Percentage of survey numbers in which particulars |       |       |       |                      |   |       |       |                  |                |    |       |       |
|----------------------|--------------------|--------|---|-------|-------|-------|----------------------|---|-------|-------|------------------|----------------|----|-------|-------|
|                      |                    |        | Tallied   |       |       |       | Not Tallied          |   |       |       |                  |                |    |       |       |
|                      |                    |        | Hy & L  | Hy    | L     | Total | Supervisor           |   |       |       | Patwari          |                |    |       |       |
|                      |                    |        |   |       |       |       | Hy                   | L | NR    | Total | Hy               | L              | NR | Total |       |
| 1                    | 2                  | 3      | 4   | 5     | 6     | 7     | 8                    | 9 | 10    | 11    | 12               | 13             | 14 | 15    |       |
| 1                    | Thiruvananthapuram | C      |   | 100   |       | 100   |                      |   |       |       |                  |                |    |       |       |
|                      |                    | S      |   |       |       |       |                      |   |       |       |                  |                |    |       |       |
| 2                    | Kollam             | C      |   |       |       |       |                      |   |       |       |                  |                |    |       |       |
|                      |                    | S      |   |       |       |       |                      |   |       |       |                  |                |    |       |       |
| 3                    | Pathanamthitta     | C      |   | 100   |       | 100   |                      |   |       |       |                  |                |    |       |       |
|                      |                    | S      |   |       |       |       |                      |   |       |       |                  |                |    |       |       |
| 4                    | Alappuzha          | C      |   | 100   |       | 100   |                      |   |       |       |                  |                |    |       |       |
|                      |                    | S      |   | 100   |       | 100   |                      |   |       |       |                  |                |    |       |       |
| 5                    | Kottayam           | C      |   | 100   |       | 100   |                      |   |       |       |                  |                |    |       |       |
|                      |                    | S      |   |       |       |       |                      |   |       |       |                  |                |    |       |       |
| 6                    | Idukki             | C      |   | 100   |       | 100   |                      |   |       |       |                  |                |    |       |       |
|                      |                    | S      |   |       |       |       |                      |   |       |       |                  |                |    |       |       |
| 7                    | Ernakulam          | C      |   |       | 100   | 100   |                      |   |       |       |                  |                |    |       |       |
|                      |                    | S      |   | 100   |       | 100   |                      |   |       |       |                  |                |    |       |       |
| 8                    | Thrissur           | C      |   | 26.67 |       | 26.67 |                      |   | 73.33 | 73.33 | 73.33            |                |    |       | 73.33 |
|                      |                    | S      |   | 100   |       | 100   |                      |   |       |       |                  |                |    |       |       |
| 9                    | Palakkad           | C      |   | 100   |       | 100   |                      |   |       |       |                  |                |    |       |       |
|                      |                    | S      |   | 100   |       | 100   |                      |   |       |       |                  |                |    |       |       |
| 10                   | Malappuram         | C      |   | 100   |       | 100   |                      |   |       |       |                  |                |    |       |       |
|                      |                    | S      |   | 100   |       | 100   |                      |   |       |       |                  |                |    |       |       |
| 11                   | Kozhikode          | C      |   |       |       |       |                      |   |       |       |                  |                |    |       |       |
|                      |                    | S      |   |       |       |       |                      |   |       |       |                  |                |    |       |       |
| 12                   | Wayanad            | C      |   | 100   |       | 100   |                      |   |       |       |                  |                |    |       |       |
|                      |                    | S      |   | 100   |       | 100   |                      |   |       |       |                  |                |    |       |       |
| 13                   | Kannur             | C      |   |       |       |       |                      |   |       |       |                  |                |    |       |       |
|                      |                    | S      |   |       |       |       |                      |   |       |       |                  |                |    |       |       |
| 14                   | Kasaragod          | C      |   |       |       |       |                      |   |       |       |                  |                |    |       |       |
|                      |                    | S      |   | 100   |       | 100   |                      |   |       |       |                  |                |    |       |       |
| For District covered |                    | C      |   | 91.95 | 0.671 | 92.62 |                      |   | 7.383 | 7.383 | 7.383            |                |    |       | 7.383 |
|                      |                    | S      |   | 100   |       | 100   |                      |   |       |       |                  |                |    |       |       |
| C-Central Sample     |                    |        |   |       |       |       |                      |   |       |       |                  | S-State Sample |    |       |       |
|                      |                    |        | HY-High Yielding Seed                             |       |       |       | L-Local variety seed |   |       |       | NR-Non reporting |                |    |       |       |



**Table-6(d)**  
**DISCREPANCIES IN RECORDING SEED VARIETY PARTICULARS OF PADDY**  
**DURING 2022-23 - SUMMER DRY**

| Sl. No.   | District           | Agency | Percentage of survey numbers in which particulars |     |   |       |             |   |    |       |         |                  |    |                |  |
|---|--------------------|--------|---|-----|---|-------|-------------|---|----|-------|---------|------------------|----|----------------|--|
|   |                    |        | Tallied   |     |   |       | Not Tallied |   |    |       |         |                  |    |                |  |
|   |                    |        |   |     |   |       | Supervisor  |   |    |       | Patwari |                  |    |                |  |
|   |                    |        | Hy &L   | Hy  | L | Total | Hy          | L | NR | Total | Hy      | L                | NR | Total          |  |
| 1   | 2                  | 3      | 4   | 5   | 6 | 7     | 8           | 9 | 10 | 11    | 12      | 13               | 14 | 15             |  |
| 1   | Thiruvananthapuram | C      |   | 100 |   | 100   |             |   |    |       |         |                  |    |                |  |
|   |                    | S      |   |     |   |       |             |   |    |       |         |                  |    |                |  |
| 2   | Kollam             | C      |   |     |   |       |             |   |    |       |         |                  |    |                |  |
|   |                    | S      |   |     |   |       |             |   |    |       |         |                  |    |                |  |
| 3   | Pathanamthitta     | C      |   |     |   |       |             |   |    |       |         |                  |    |                |  |
|   |                    | S      |   |     |   |       |             |   |    |       |         |                  |    |                |  |
| 4   | Alappuzha          | C      |   |     |   |       |             |   |    |       |         |                  |    |                |  |
|   |                    | S      |   |     |   |       |             |   |    |       |         |                  |    |                |  |
| 5   | Kottayam           | C      |   | 100 |   | 100   |             |   |    |       |         |                  |    |                |  |
|   |                    | S      |   |     |   |       |             |   |    |       |         |                  |    |                |  |
| 6   | Idukki             | C      |   |     |   |       |             |   |    |       |         |                  |    |                |  |
|   |                    | S      |   | 100 |   | 100   |             |   |    |       |         |                  |    |                |  |
| 7   | Ernakulam          | C      |   |     |   |       |             |   |    |       |         |                  |    |                |  |
|   |                    | S      |   |     |   |       |             |   |    |       |         |                  |    |                |  |
| 8   | Thrissur           | C      |   |     |   |       |             |   |    |       |         |                  |    |                |  |
|   |                    | S      |   | 100 |   | 100   |             |   |    |       |         |                  |    |                |  |
| 9   | Palakkad           | C      |   |     |   |       |             |   |    |       |         |                  |    |                |  |
|   |                    | S      |   |     |   |       |             |   |    |       |         |                  |    |                |  |
| 10  | Malappuram         | C      |   |     |   |       |             |   |    |       |         |                  |    |                |  |
|   |                    | S      |   |     |   |       |             |   |    |       |         |                  |    |                |  |
| 11  | Kozhikode          | C      |   |     |   |       |             |   |    |       |         |                  |    |                |  |
|   |                    | S      |   |     |   |       |             |   |    |       |         |                  |    |                |  |
| 12  | Wayanad            | C      |   |     |   |       |             |   |    |       |         |                  |    |                |  |
|   |                    | S      |   |     |   |       |             |   |    |       |         |                  |    |                |  |
| 13  | Kannur             | C      |   |     |   |       |             |   |    |       |         |                  |    |                |  |
|   |                    | S      |   |     |   |       |             |   |    |       |         |                  |    |                |  |
| 14  | Kasaragod          | C      |   |     |   |       |             |   |    |       |         |                  |    |                |  |
|   |                    | S      |   |     |   |       |             |   |    |       |         |                  |    |                |  |
| For District covered  |                    | C      |   | 100 |   | 100   |             |   |    |       |         |                  |    |                |  |
|   |                    | S      |   | 100 |   | 100   |             |   |    |       |         |                  |    |                |  |
|   |                    |        |   |     |   |       |             |   |    |       |         | C-Central Sample |    | S-State Sample |  |
| HY-High Yielding Seed    L-Local variety seed    NR-Non reporting |                    |        |   |     |   |       |             |   |    |       |         |                  |    |                |  |

## 2.2 CHECK ON CROP CUTTING EXPERIMENTS

### 1. Response in Sample check on Crop Cutting Experiments

Table 7 reflects the percentage of crop cutting experiments during each season for each district for the year 2022-23. For Central and State Sample the response was 100% during autumn, winter and summer. Annual response of paddy Crop cutting for Central Sample and State Sample is 100%.

**Table-7**  
**RESPONSE IN SAMPLE CHECK ON CROP CUTTING EXPERIMENTS FOR PADDY DURING 2022-23**

| Sl. No.              | District           | Agency   | AUTUMN              |               | WINTER              |               | SUMMER              |               | ANNUAL              |               |
|----------------------|--------------------|----------|---------------------|---------------|---------------------|---------------|---------------------|---------------|---------------------|---------------|
|                      |                    |          | No of Expts Planned | % of Response | No of Expts Planned | % of Response | No of Expts Planned | % of Response | No of Expts Planned | % of Response |
| <i>I</i>             | <i>2</i>           | <i>3</i> | <i>4</i>            | <i>5</i>      | <i>6</i>            | <i>7</i>      | <i>8</i>            | <i>9</i>      | <i>10</i>           | <i>11</i>     |
| 1                    | Thiruvananthapuram | C        | 8                   | 100           | 8                   | 100           | 8                   | 100           | 24                  | 100           |
|                      |                    | S        | 8                   | 100           | 8                   | 100           | 8                   | 100           | 24                  | 100           |
| 2                    | Kollam             | C        | 6                   | 100           | 6                   | 100           | 6                   | 100           | 18                  | 100           |
|                      |                    | S        | 6                   | 100           | 6                   | 100           | 6                   | 100           | 18                  | 100           |
| 3                    | Pathanamthitta     | C        | 6                   | 100           | 6                   | 100           | 6                   | 100           | 18                  | 100           |
|                      |                    | S        | 6                   | 100           | 6                   | 100           | 6                   | 100           | 18                  | 100           |
| 4                    | Alappuzha          | C        | 8                   | 100           | 8                   | 100           | 8                   | 100           | 24                  | 100           |
|                      |                    | S        | 8                   | 100           | 8                   | 100           | 8                   | 100           | 24                  | 100           |
| 5                    | Kottayam           | C        | 8                   | 100           | 8                   | 100           | 8                   | 100           | 24                  | 100           |
|                      |                    | S        | 8                   | 100           | 8                   | 100           | 8                   | 100           | 24                  | 100           |
| 6                    | Idukki             | C        | 4                   | 100           | 4                   | 100           | 4                   | 100           | 12                  | 100           |
|                      |                    | S        | 4                   | 100           | 4                   | 100           | 4                   | 100           | 12                  | 100           |
| 7                    | Ernakulam          | C        | 10                  | 100           | 10                  | 100           | 10                  | 100           | 30                  | 100           |
|                      |                    | S        | 10                  | 100           | 10                  | 100           | 10                  | 100           | 30                  | 100           |
| 8                    | Thrissur           | C        | 8                   | 100           | 8                   | 100           | 8                   | 100           | 24                  | 100           |
|                      |                    | S        | 8                   | 100           | 8                   | 100           | 8                   | 100           | 24                  | 100           |
| 9                    | Palakkad           | C        | 10                  | 100           | 10                  | 100           | 10                  | 100           | 30                  | 100           |
|                      |                    | S        | 10                  | 100           | 10                  | 100           | 10                  | 100           | 30                  | 100           |
| 10                   | Malappuram         | C        | 10                  | 100           | 10                  | 100           | 10                  | 100           | 30                  | 100           |
|                      |                    | S        | 10                  | 100           | 10                  | 100           | 10                  | 100           | 30                  | 100           |
| 11                   | Kozhikode          | C        | 8                   | 100           | 8                   | 100           | 8                   | 100           | 24                  | 100           |
|                      |                    | S        | 8                   | 100           | 8                   | 100           | 8                   | 100           | 24                  | 100           |
| 12                   | Wayanad            | C        |                     |               |                     |               |                     |               |                     |               |
|                      |                    | S        |                     |               |                     |               |                     |               |                     |               |
| 13                   | Kannur             | C        | 8                   | 100           | 8                   | 100           |                     |               | 16                  | 100           |
|                      |                    | S        | 8                   | 100           | 8                   | 100           |                     |               | 16                  | 100           |
| 14                   | Kasaragod          | C        | 6                   | 100           | 6                   | 100           | 14                  | 100           | 26                  | 100           |
|                      |                    | S        | 6                   | 100           | 6                   | 100           | 14                  | 100           | 26                  | 100           |
| For District covered |                    | C        | 100                 | 100           | 100                 | 100           | 100                 | 100           | 300                 | 100           |
|                      |                    | S        | 100                 | 100           | 100                 | 100           | 100                 | 100           | 300                 | 100           |

\*No Autumn Paddy in Wayanad district.

## 2. Distribution of number of experiments

### 2.1 Distribution of number of experiments conducted according to important inputs

Table 8(i), 8(ii) and 8(iii) shows the details of paddy crop cutting experiments and Table 8(iv), 8(v), 8(vi), 8(vii), and 8(viii) shows the details of other crop cutting experiments, conducted according to the percentage of experiments, irrigated, sown with high yielding varieties of seeds and applied with fertilizer. More care may be given to attend the programme of ICS and procedure followed by the supervisory officer in time.

#### 1) Paddy Crop Cutting Experiments

Table-8(i)

#### DISTRIBUTION OF NUMBER OF EXPERIMENTS CONDUCTED ACCORDING TO IMPORTANT INPUTS DURING 2022-23

#### Paddy-Autumn

| Sl. No. | District           | Agency | H/T |   | Percentage of Experiments under various inputs for crops |       |       |
|---------|--------------------|--------|-----|---|--|-------|-------|
|         |                    |        |     |   | I  | HYV   | F     |
| 1       | 2                  | 3      | 4   | 5 | 6  | 7     | 8     |
| 1       | Thiruvananthapuram | C      | H   | 8 | 75   | 100   | 75    |
|         |                    | S      |     | 8 | 100  | 100   | 87.5  |
|         |                    | C      | T   | 8 | 75   | 100   | 75    |
|         |                    | S      |     | 8 | 100  | 100   | 87.5  |
| 2       | Kollam             | C      | H   | 6 |  | 66.67 | 66.67 |
|         |                    | S      |     | 6 |  | 100   | 66.67 |
|         |                    | C      | T   | 6 |  | 66.67 | 66.67 |
|         |                    | S      |     | 6 |  | 100   | 66.67 |
| 3       | Pathanamthitta     | C      | H   | 6 | 100  | 66.67 | 100   |
|         |                    | S      |     | 6 | 100  | 100   | 100   |
|         |                    | C      | T   | 6 | 100  | 66.67 | 100   |
|         |                    | S      |     | 6 | 100  | 100   | 100   |
| 4       | Alappuzha          | C      | H   | 8 | 75   | 87.5  | 75    |
|         |                    | S      |     | 8 | 75   | 100   | 75    |
|         |                    | C      | T   | 8 | 75   | 87.5  | 75    |
|         |                    | S      |     | 8 | 75   | 100   | 75    |
| 5       | Kottayam           | C      | H   | 8 | 100  | 100   | 87.5  |
|         |                    | S      |     | 8 | 100  | 100   | 100   |
|         |                    | C      | T   | 8 | 100  | 100   | 87.5  |
|         |                    | S      |     | 8 | 100  | 100   | 100   |

Table-8(i) contd.....

Table-8(i)

**DISTRIBUTION OF NUMBER OF EXPERIMENTS CONDUCTED ACCORDING TO IMPORTANT INPUTS DURING 2022-23**

**Paddy-Autumn**

| Sl. No.              | District   | Agency | H/T |     | Percentage of Experiments under various inputs for crops |      |       |
|----------------------|------------|--------|-----|-----|--|------|-------|
|                      |            |        |     |     | I  | HYV  | F     |
| 1                    | 2          | 3      | 4   | 5   | 6  | 7    | 8     |
| 6                    | Idukki     | C      | H   | 4   | 100  | 100  | 100   |
|                      |            | S      |     | 4   | 50   | 100  | 100   |
|                      |            | C      | T   | 4   | 100  | 100  | 100   |
|                      |            | S      |     | 4   | 50   | 100  | 100   |
| 7                    | Ernakulam  | C      | H   | 10  | 100  | 100  | 80    |
|                      |            | S      |     | 10  | 80   | 100  | 100   |
|                      |            | C      | T   | 10  | 100  | 100  | 80    |
|                      |            | S      |     | 10  | 80   | 100  | 100   |
| 8                    | Thrissur   | C      | H   | 8   |  | 100  | 100   |
|                      |            | S      |     | 8   | 12.5   | 100  | 87.5  |
|                      |            | C      | T   | 8   |  | 100  | 100   |
|                      |            | S      |     | 8   | 12.5   | 100  | 87.5  |
| 9                    | Palakkad   | C      | H   | 10  |  | 100  | 90    |
|                      |            | S      |     | 10  |  | 90   | 80    |
|                      |            | C      | T   | 10  |  | 100  | 90    |
|                      |            | S      |     | 10  |  | 90   | 80    |
| 10                   | Malappuram | C      | H   | 10  | 20   | 100  | 100   |
|                      |            | S      |     | 10  | 20   | 100  | 80    |
|                      |            | C      | T   | 10  | 20   | 100  | 100   |
|                      |            | S      |     | 10  | 20   | 100  | 80    |
| 11                   | Kozhikkode | C      | H   | 8   |  | 62.5 | 25    |
|                      |            | S      |     | 8   |  | 37.5 | 75    |
|                      |            | C      | T   | 8   |  | 62.5 | 25    |
|                      |            | S      |     | 8   |  | 37.5 | 75    |
| 12                   | Wayanad    | C      | H   |     |  |      |       |
|                      |            | S      |     |     |  |      |       |
|                      |            | C      | T   |     |  |      |       |
|                      |            | S      |     |     |  |      |       |
| 13                   | Kannur     | C      | H   | 8   |  | 87.5 | 37.5  |
|                      |            | S      |     | 8   |  | 87.5 | 62.5  |
|                      |            | C      | T   | 8   |  | 87.5 | 37.5  |
|                      |            | S      |     | 8   |  | 87.5 | 62.5  |
| 14                   | Kasaragod  | C      | H   | 6   | 17   | 50   | 100   |
|                      |            | S      |     | 6   |  | 100  | 83.33 |
|                      |            | C      | T   | 6   | 16.67  | 50   | 100   |
|                      |            | S      |     | 6   |  | 100  | 83.33 |
| For District covered |            | C      | H   | 100 | 43   | 88   | 79    |
|                      |            | S      |     | 100 | 41   | 93   | 84    |
|                      |            | C      | T   | 100 | 43   | 88   | 79    |
|                      |            | S      |     | 100 | 41   | 93   | 84    |

\*No Paddy in Wayanad district.

**Table-8(ii)**  
**DISTRIBUTION OF NUMBER OF EXPERIMENTS CONDUCTED ACCORDING TO**  
**IMPORTANT INPUTS DURING 2022-23**

**Paddy-Winter**

| Sl. No. | District           | Agency | H/T |    | Percentage of Experiments under various inputs for crops |     |       |
|---------|--------------------|--------|-----|----|--|-----|-------|
|         |                    |        |     |    | I  | HYV | F     |
| 1       | 2                  | 3      | 4   | 5  | 6  | 7   | 8     |
| 1       | Thiruvananthapuram | C      | H   | 8  | 100  | 100 | 75    |
|         |                    | S      |     | 8  | 100  | 100 | 100   |
|         |                    | C      | T   | 8  | 100  | 100 | 75    |
|         |                    | S      |     | 8  | 100  | 100 | 100   |
| 2       | Kollam             | C      | H   | 6  | 66.67  | 100 | 83.33 |
|         |                    | S      |     | 6  | 33.33  | 100 | 66.67 |
|         |                    | C      | T   | 6  | 66.67  | 100 | 83.33 |
|         |                    | S      |     | 6  | 33.33  | 100 | 66.67 |
| 3       | Pathanamthitta     | C      | H   | 6  | 100  | 100 | 100   |
|         |                    | S      |     | 6  | 100  | 100 | 100   |
|         |                    | C      | T   | 6  | 100  | 100 | 100   |
|         |                    | S      |     | 6  | 100  | 100 | 100   |
| 4       | Alappuzha          | C      | H   | 8  | 100  | 100 | 100   |
|         |                    | S      |     | 8  | 62.5   | 100 | 100   |
|         |                    | C      | T   | 8  | 100  | 100 | 100   |
|         |                    | S      |     | 8  | 62.5   | 100 | 100   |
| 5       | Kottayam           | C      | H   | 8  | 100  | 100 | 100   |
|         |                    | S      |     | 8  | 100  | 100 | 100   |
|         |                    | C      | T   | 8  | 100  | 100 | 100   |
|         |                    | S      |     | 8  | 100  | 100 | 100   |
| 6       | Idukki             | C      | H   | 4  | 100  | 100 | 75    |
|         |                    | S      |     | 4  | 100  | 75  | 75    |
|         |                    | C      | T   | 4  | 100  | 100 | 75    |
|         |                    | S      |     | 4  | 100  | 75  | 75    |
| 7       | Ernakulam          | C      | H   | 10 | 100  | 100 | 100   |
|         |                    | S      |     | 10 | 60   | 100 | 100   |
|         |                    | C      | T   | 10 | 100  | 100 | 100   |
|         |                    | S      |     | 10 | 60   | 100 | 100   |
| 8       | Thrissur           | C      | H   | 8  | 100  | 100 | 100   |
|         |                    | S      |     | 8  | 75   | 75  | 75    |
|         |                    | C      | T   | 8  | 100  | 100 | 100   |
|         |                    | S      |     | 8  | 75   | 75  | 75    |

Table-8(ii) contd.....

**Table-8(ii)**  
**DISTRIBUTION OF NUMBER OF EXPERIMENTS CONDUCTED ACCORDING TO**  
**IMPORTANT INPUTS DURING 2022-23**

**Paddy-Winter**

| Sl. No.              | District   | Agency | H/T |     | Percentage of Experiments under various inputs for crops |       |       |
|----------------------|------------|--------|-----|-----|--|-------|-------|
|                      |            |        |     |     | I  | HYV   | F     |
| 1                    | 2          | 3      | 4   | 5   | 6  | 7     | 8     |
| 9                    | Palakkad   | C      | H   | 10  | 100  | 90    | 100   |
|                      |            | S      |     | 10  | 80   | 90    | 80    |
|                      |            | C      | T   | 10  | 100  | 90    | 100   |
|                      |            | S      |     | 10  | 80   | 90    | 80    |
| 10                   | Malappuram | C      | H   | 10  | 60   | 60    | 70    |
|                      |            | S      |     | 10  | 80   | 100   | 100   |
|                      |            | C      | T   | 10  | 60   | 60    | 70    |
|                      |            | S      |     | 10  | 80   | 100   | 100   |
| 11                   | Kozhikkode | C      | H   | 8   | 12.5   | 25    | 12.5  |
|                      |            | S      |     | 8   |  | 12.5  | 37.5  |
|                      |            | C      | T   | 8   | 12.5   | 25    | 12.5  |
|                      |            | S      |     | 8   |  | 12.5  | 37.5  |
| 12                   | Wayanad    | C      | H   |     |  |       |       |
|                      |            | S      |     |     |  |       |       |
|                      |            | C      | T   |     |  |       |       |
|                      |            | S      |     |     |  |       |       |
| 13                   | Kannur     | C      | H   | 8   | 100  | 75    | 100   |
|                      |            | S      |     | 8   | 100  | 62.5  | 87.5  |
|                      |            | C      | T   | 8   | 100  | 75    | 100   |
|                      |            | S      |     | 8   | 100  | 62.5  | 87.5  |
| 14                   | Kasaragod  | C      | H   | 6   | 66.67  | 33.33 | 50.00 |
|                      |            | S      |     | 6   | 83.33  | 33.33 | 83.33 |
|                      |            | C      | T   | 6   | 66.67  | 33.33 | 50.00 |
|                      |            | S      |     | 6   | 83.33  | 33.33 | 83.33 |
| For District covered |            | C      | H   | 100 | 85   | 83    | 83    |
|                      |            | S      |     | 100 | 74   | 82    | 86    |
|                      |            | C      | T   | 100 | 85   | 83    | 83    |
|                      |            | S      |     | 100 | 74   | 82    | 86    |

**Table-8(iii)**  
**DISTRIBUTION OF NUMBER OF EXPERIMENTS CONDUCTED ACCORDING TO**  
**IMPORTANT INPUTS DURING 2022-23**

**Paddy-Summer**

| Sl. No | District           | Agency | H/T |    | Percentage of Experiments under various inputs for crops |     |       |
|--------|--------------------|--------|-----|----|--|-----|-------|
|        |                    |        |     |    | I  | HYV | F     |
| 1      | 2                  | 3      | 4   | 5  | 6  | 7   | 8     |
| 1      | Thiruvananthapuram | C      | H   | 8  | 100  | 100 | 100   |
|        |                    | S      |     | 8  | 100  | 100 | 62.5  |
|        |                    | C      | T   | 8  | 100  | 100 | 100   |
|        |                    | S      |     | 8  | 100  | 100 | 62.5  |
| 2      | Kollam             | C      | H   | 6  | 100  | 100 | 100   |
|        |                    | S      |     | 6  | 100  | 100 | 100   |
|        |                    | C      | T   | 6  | 100  | 100 | 100   |
|        |                    | S      |     | 6  | 100  | 100 | 100   |
| 3      | Pathanamthitta     | C      | H   | 6  | 66.67  | 100 | 66.67 |
|        |                    | S      |     | 6  | 100  | 100 | 100   |
|        |                    | C      | T   | 6  | 66.67  | 100 | 66.67 |
|        |                    | S      |     | 6  | 100  | 100 | 100   |
| 4      | Alappuzha          | C      | H   | 8  | 100  | 100 | 100   |
|        |                    | S      |     | 8  | 100  | 100 | 100   |
|        |                    | C      | T   | 8  | 100  | 100 | 100   |
|        |                    | S      |     | 8  | 100  | 100 | 100   |
| 5      | Kottayam           | C      | H   | 8  | 87.5   | 100 | 100   |
|        |                    | S      |     | 8  | 100  | 100 | 100   |
|        |                    | C      | T   | 8  | 87.5   | 100 | 100   |
|        |                    | S      |     | 8  | 100  | 100 | 100   |
| 6      | Idukki             | C      | H   | 4  | 100  | 100 | 100   |
|        |                    | S      |     | 4  | 100  | 100 | 75    |
|        |                    | C      | T   | 4  | 100  | 100 | 100   |
|        |                    | S      |     | 4  | 100  | 100 | 75    |
| 7      | Ernakulam          | C      | H   | 10 | 100  | 100 | 100   |
|        |                    | S      |     | 10 | 100  | 100 | 100   |
|        |                    | C      | T   | 10 | 100  | 100 | 100   |
|        |                    | S      |     | 10 | 100  | 100 | 100   |
| 8      | Thrissur           | C      | H   | 8  | 100  | 100 | 100   |
|        |                    | S      |     | 8  | 100  | 100 | 100   |
|        |                    | C      | T   | 8  | 100  | 100 | 100   |
|        |                    | S      |     | 8  | 100  | 100 | 100   |

Table 8(iii) contd....

**Table-8(iii)**  
**DISTRIBUTION OF NUMBER OF EXPERIMENTS CONDUCTED ACCORDING TO IMPORTANT INPUTS DURING 2022-23**

**Paddy-Summer**

| Sl. No               | District   | Agency | H/T |     | Percentage of Experiments under various inputs for crops |       |       |
|----------------------|------------|--------|-----|-----|--|-------|-------|
|                      |            |        |     |     | I  | HYV   | F     |
| 1                    | 2          | 3      | 4   | 5   | 6  | 7     | 8     |
| 9                    | Palakkad   | C      | H   | 10  | 100  | 100   | 100   |
|                      |            | S      |     | 10  | 100  | 100   | 100   |
|                      |            | C      | T   | 10  | 100  | 100   | 100   |
|                      |            | S      |     | 10  | 100  | 100   | 100   |
| 10                   | Malappuram | C      | H   | 10  | 100  | 100   | 90    |
|                      |            | S      |     | 10  | 100  | 100   | 90    |
|                      |            | C      | T   | 10  | 100  | 100   | 90    |
|                      |            | S      |     | 10  | 100  | 100   | 90    |
| 11                   | Kozhikode  | C      | H   | 8   | 62.5   | 100   | 75    |
|                      |            | S      |     | 8   | 100  | 100   | 75    |
|                      |            | C      | T   | 8   | 62.5   | 100   | 75    |
|                      |            | S      |     | 8   | 100  | 100   | 75    |
| 12                   | Wayanad    | C      | H   |     |  |       |       |
|                      |            | S      |     |     |  |       |       |
|                      |            | C      | T   |     |  |       |       |
|                      |            | S      |     |     |  |       |       |
| 13                   | Kannur     | C      | H   |     |  |       |       |
|                      |            | S      |     |     |  |       |       |
|                      |            | C      | T   |     |  |       |       |
|                      |            | S      |     |     |  |       |       |
| 14                   | Kasaragod  | C      | H   | 14  | 100  | 92.86 | 100   |
|                      |            | S      |     | 14  | 100  | 100   | 78.57 |
|                      |            | C      | T   | 14  | 100  | 92.86 | 100   |
|                      |            | S      |     | 14  | 100  | 100   | 78.57 |
| For District covered |            | C      | H   | 100 | 94   | 99    | 95    |
|                      |            | S      |     | 100 | 100  | 100   | 90    |
|                      |            | C      | T   | 100 | 94   | 99    | 95    |
|                      |            | S      |     | 100 | 100  | 100   | 90    |



## 2) Other Crop Cutting Experiments

**Table-8(iv)**  
**DISTRIBUTION OF NUMBER OF EXPERIMENTS CONDUCTED ACCORDING TO IMPORTANT INPUTS DURING 2022-23**

**Tapioca**

| Sl. No.        | District           | Agency | H/T |   | Percentage of Experiments under various inputs for crops |       |       |
|----------------|--------------------|--------|-----|---|--|-------|-------|
|                |                    |        |     |   | I  | HYV   | F     |
| 1              | 2                  | 3      | 4   | 5 | 6  | 7     | 8     |
| 1              | Thiruvananthapuram | C      | H   | 4 | 50   |       |       |
|                |                    | S      |     | 4 | 25   | 25    |       |
|                |                    | C      | T   | 4 | 50   |       |       |
|                |                    | S      |     | 4 | 25   | 25    |       |
| 2              | Kollam             | C      | H   | 4 | 25   |       |       |
|                |                    | S      |     | 4 |  |       |       |
|                |                    | C      | T   | 4 | 25   |       |       |
|                |                    | S      |     | 4 |  |       |       |
| 3              | Pathanamthitta     | C      | H   |   |  |       |       |
|                |                    | S      |     |   |  |       |       |
|                |                    | C      | T   |   |  |       |       |
|                |                    | S      |     |   |  |       |       |
| 4              | Alappuzha          | C      | H   |   |  |       |       |
|                |                    | S      |     |   |  |       |       |
|                |                    | C      | T   |   |  |       |       |
|                |                    | S      |     |   |  |       |       |
| 5              | Kottayam           | C      | H   | 4 |  | 75    | 75    |
|                |                    | S      |     | 4 | 25   | 100   | 100   |
|                |                    | C      | T   | 4 |  | 75    | 75    |
|                |                    | S      |     | 4 | 25   | 100   | 100   |
| 6              | Idukki             | C      | H   |   |  |       |       |
|                |                    | S      |     |   |  |       |       |
|                |                    | C      | T   |   |  |       |       |
|                |                    | S      |     |   |  |       |       |
| 7              | Ernakulam          | C      | H   | 4 | 25   | 25    | 75    |
|                |                    | S      |     | 4 | 50   | 25    | 25    |
|                |                    | C      | T   | 4 | 25   | 25    | 75    |
|                |                    | S      |     | 4 | 50   | 25    | 25    |
| 8              | Thrissur           | C      | H   | 3 | 33.33  | 33.33 | 33.33 |
|                |                    | S      |     | 4 | 50   | 75    | 50    |
|                |                    | C      | T   | 4 | 25   | 25    | 25    |
|                |                    | S      |     | 4 | 50   | 75    | 50    |
| To be contd... |                    |        |     |   |  |       |       |

**Table-8(iv)**  
**DISTRIBUTION OF NUMBER OF EXPERIMENTS CONDUCTED ACCORDING TO IMPORTANT INPUTS DURING 2022-23**

**Tapioca**

| Sl. No.              | District   | Agency | H/T |    | Percentage of Experiments under various inputs for crops |       |       |
|----------------------|------------|--------|-----|----|--|-------|-------|
|                      |            |        |     |    | I  | HYV   | F     |
| 1                    | 2          | 3      | 4   | 5  | 6  | 7     | 8     |
| 9                    | Palakkad   | C      | H   | 4  | 50   | 25    |       |
|                      |            | S      |     | 4  | 25   | 75    | 25    |
|                      |            | C      | T   | 4  | 50   | 25    |       |
|                      |            | S      |     | 4  | 25   | 75    | 25    |
| 10                   | Malappuram | C      | H   | 4  | 50   | 25    |       |
|                      |            | S      |     | 4  | 75   |       |       |
|                      |            | C      | T   | 4  | 50   | 25    |       |
|                      |            | S      |     | 4  | 75   |       |       |
| 11                   | Kozhikode  | C      | H   | 4  |  | 75    | 50    |
|                      |            | S      |     | 4  |  | 25    |       |
|                      |            | C      | T   | 4  |  | 75    | 50    |
|                      |            | S      |     | 4  |  | 25    |       |
| 12                   | Wayanad    | C      | H   |    |  |       |       |
|                      |            | S      |     |    |  |       |       |
|                      |            | C      | T   |    |  |       |       |
|                      |            | S      |     |    |  |       |       |
| 13                   | Kannur     | C      | H   | 4  | 50   | 50    | 75    |
|                      |            | S      |     | 4  | 50   | 25    |       |
|                      |            | C      | T   | 4  | 50   | 50    | 75    |
|                      |            | S      |     | 4  | 50   | 25    |       |
| 14                   | Kasaragod  | C      | H   | 4  |  |       | 25    |
|                      |            | S      |     | 4  | 50   |       | 25    |
|                      |            | C      | T   | 4  |  |       | 25    |
|                      |            | S      |     | 4  | 50   |       | 25    |
| For District covered |            | C      | H   | 39 | 28.21  | 30.77 | 33.33 |
|                      |            | S      |     | 40 | 35   | 35    | 22.5  |
|                      |            | C      | T   | 40 | 27.5   | 30    | 32.5  |
|                      |            | S      |     | 40 | 35   | 35    | 22.5  |

**Table-8(v)**  
**DISTRIBUTION OF NUMBER OF EXPERIMENTS CONDUCTED ACCORDING TO**  
**IMPORTANT INPUTS DURING 2022-23**

**Pepper**

| Sl. No. | District           | Agency | H/T |   | Percentage of Experiments under various inputs for crops |     |    |
|---------|--------------------|--------|-----|---|--|-----|----|
|         |                    |        |     |   | I  | HYV | F  |
| 1       | 2                  | 3      | 4   | 5 | 6  | 7   | 8  |
| 1       | Thiruvananthapuram | C      | H   | 4 |  | 100 |    |
|         |                    | S      |     | 4 |  | 50  |    |
|         |                    | C      | T   | 4 |  | 100 |    |
|         |                    | S      |     | 4 |  | 50  |    |
| 2       | Kollam             | C      | H   | 4 |  |     |    |
|         |                    | S      |     | 4 |  |     |    |
|         |                    | C      | T   | 4 |  |     |    |
|         |                    | S      |     | 4 |  |     |    |
| 3       | Pathanamthitta     | C      | H   |   |  |     |    |
|         |                    | S      |     |   |  |     |    |
|         |                    | C      | T   |   |  |     |    |
|         |                    | S      |     |   |  |     |    |
| 4       | Alappuzha          | C      | H   |   |  |     |    |
|         |                    | S      |     |   |  |     |    |
|         |                    | C      | T   |   |  |     |    |
|         |                    | S      |     |   |  |     |    |
| 5       | Kottayam           | C      | H   | 4 |  | 25  |    |
|         |                    | S      |     | 4 |  |     |    |
|         |                    | C      | T   | 4 |  | 25  |    |
|         |                    | S      |     | 4 |  |     |    |
| 6       | Idukki             | C      | H   |   |  |     |    |
|         |                    | S      |     |   |  |     |    |
|         |                    | C      | T   |   |  |     |    |
|         |                    | S      |     |   |  |     |    |
| 7       | Ernakulam          | C      | H   | 4 | 25   | 50  |    |
|         |                    | S      |     | 4 |  |     | 25 |
|         |                    | C      | T   | 4 | 25   | 50  |    |
|         |                    | S      |     | 4 |  |     | 25 |
| 8       | Thrissur           | C      | H   | 4 | 50   |     |    |
|         |                    | S      |     | 4 | 25   |     |    |
|         |                    | C      | T   | 4 | 50   |     |    |
|         |                    | S      |     | 4 | 25   |     |    |

To be contd....

**Table-8(v)**  
**DISTRIBUTION OF NUMBER OF EXPERIMENTS CONDUCTED ACCORDING TO IMPORTANT INPUTS DURING 2022-23**

**Pepper**

| Sl. No.              | District   | Agency | H/T |    | Percentage of Experiments under various inputs for crops |      |     |
|----------------------|------------|--------|-----|----|--|------|-----|
|                      |            |        |     |    | I  | HYV  | F   |
| 1                    | 2          | 3      | 4   | 5  | 6  | 7    | 8   |
| 9                    | Palakkad   | C      | H   | 4  | 50   |      |     |
|                      |            | S      |     | 4  | 50   | 25   |     |
|                      |            | C      | T   | 4  | 50   |      |     |
|                      |            | S      |     | 4  | 50   | 25   |     |
| 10                   | Malappuram | C      | H   | 4  | 25   | 50   |     |
|                      |            | S      |     | 4  | 75   |      |     |
|                      |            | C      | T   | 4  | 25   | 50   |     |
|                      |            | S      |     | 4  | 75   |      |     |
| 11                   | Kozhikode  | C      | H   | 4  | 25   |      |     |
|                      |            | S      |     | 4  |  |      |     |
|                      |            | C      | T   | 4  | 25   |      |     |
|                      |            | S      |     | 4  |  |      |     |
| 12                   | Wayanad    | C      | H   |    |  |      |     |
|                      |            | S      |     |    |  |      |     |
|                      |            | C      | T   |    |  |      |     |
|                      |            | S      |     |    |  |      |     |
| 13                   | Kannur     | C      | H   | 4  |  | 50   | 25  |
|                      |            | S      |     | 4  | 75   | 75   |     |
|                      |            | C      | T   | 4  |  | 50   | 25  |
|                      |            | S      |     | 4  | 75   | 75   |     |
| 14                   | Kasaragod  | C      | H   | 4  | 100  |      |     |
|                      |            | S      |     | 4  | 50   | 25   |     |
|                      |            | C      | T   | 4  | 100  |      |     |
|                      |            | S      |     | 4  | 50   | 25   |     |
| For District covered |            | C      | H   | 40 | 27.5   | 27.5 | 2.5 |
|                      |            | S      |     | 40 | 27.5   | 17.5 | 2.5 |
|                      |            | C      | T   | 40 | 27.5   | 27.5 | 2.5 |
|                      |            | S      |     | 40 | 27.5   | 17.5 | 2.5 |

**Table-8(vi)**  
**DISTRIBUTION OF NUMBER OF EXPERIMENTS CONDUCTED ACCORDING TO**  
**IMPORTANT INPUTS DURING 2022-23**

**Banana**

| Sl. No. | District           | Agency | H/T |   | Percentage of Experiments under various inputs for crops |       |       |
|---------|--------------------|--------|-----|---|--|-------|-------|
|         |                    |        |     |   | I  | HYV   | F     |
| 1       | 2                  | 3      | 4   | 5 | 6  | 7     | 8     |
| 1       | Thiruvananthapuram | C      | H   | 4 | 100  |       | 50    |
|         |                    | S      |     | 4 | 100  | 50    | 75    |
|         |                    | C      | T   | 4 | 100  |       | 50    |
|         |                    | S      |     | 4 | 100  | 50    | 75    |
| 2       | Kollam             | C      | H   | 4 | 100  |       | 50    |
|         |                    | S      |     | 4 |  |       | 50    |
|         |                    | C      | T   | 4 | 100  |       | 50    |
|         |                    | S      |     | 4 |  |       | 50    |
| 3       | Pathanamthitta     | C      | H   |   |  |       |       |
|         |                    | S      |     |   |  |       |       |
|         |                    | C      | T   |   |  |       |       |
|         |                    | S      |     |   |  |       |       |
| 4       | Alappuzha          | C      | H   | 4 | 75   | 25    |       |
|         |                    | S      |     | 4 | 100  |       | 100   |
|         |                    | C      | T   | 4 | 75   | 25    |       |
|         |                    | S      |     | 4 | 100  |       | 100   |
| 5       | Kottayam           | C      | H   | 4 |  |       | 75    |
|         |                    | S      |     | 4 | 50   |       | 50    |
|         |                    | C      | T   | 4 |  |       | 75    |
|         |                    | S      |     | 4 | 50   |       | 50    |
| 6       | Idukki             | C      | H   |   |  |       |       |
|         |                    | S      |     |   |  |       |       |
|         |                    | C      | T   |   |  |       |       |
|         |                    | S      |     |   |  |       |       |
| 7       | Ernakulam          | C      | H   | 4 | 100  |       | 100   |
|         |                    | S      |     | 4 | 100  |       | 100   |
|         |                    | C      | T   | 4 | 100  |       | 100   |
|         |                    | S      |     | 4 | 100  |       | 100   |
| 8       | Thrissur           | C      | H   | 6 | 100  | 33.33 | 83.33 |
|         |                    | S      |     | 6 | 83.33  | 16.67 | 50    |
|         |                    | C      | T   | 6 | 100  | 33.33 | 83.33 |
|         |                    | S      |     | 6 | 83.33  | 16.67 | 50    |

Table-8(vi) contd...

Table-8(vi)

**DISTRIBUTION OF NUMBER OF EXPERIMENTS CONDUCTED ACCORDING TO IMPORTANT INPUTS DURING 2022-23**

**Banana**

| Sl. No.              | District   | Agency | H/T |    | Percentage of Experiments under various inputs for crops |       |       |
|----------------------|------------|--------|-----|----|--|-------|-------|
|                      |            |        |     |    | I  | HYV   | F     |
| 1                    | 2          | 3      | 4   | 5  | 6  | 7     | 8     |
| 9                    | Palakkad   | C      | H   | 6  | 100  | 16.67 | 66.67 |
|                      |            | S      |     | 6  | 100  | 16.67 | 83.33 |
|                      |            | C      | T   | 6  | 100  | 16.67 | 66.67 |
|                      |            | S      |     | 6  | 100  | 16.67 | 83.33 |
| 10                   | Malappuram | C      | H   | 6  | 66.67  |       | 100   |
|                      |            | S      |     | 6  | 83.33  |       | 50    |
|                      |            | C      | T   | 6  | 66.67  |       | 100   |
|                      |            | S      |     | 6  | 83.33  |       | 50    |
| 11                   | Kozhikode  | C      | H   | 4  | 100  | 75    | 75    |
|                      |            | S      |     | 4  | 50   |       | 50    |
|                      |            | C      | T   | 4  | 100  | 75    | 75    |
|                      |            | S      |     | 4  | 50   |       | 50    |
| 12                   | Wayanad    | C      | H   |    |  |       |       |
|                      |            | S      |     |    |  |       |       |
|                      |            | C      | T   |    |  |       |       |
|                      |            | S      |     |    |  |       |       |
| 13                   | Kannur     | C      | H   | 4  | 100  |       | 50    |
|                      |            | S      |     | 4  | 100  |       | 25    |
|                      |            | C      | T   | 4  | 100  |       | 50    |
|                      |            | S      |     | 4  | 100  |       | 25    |
| 14                   | Kasaragod  | C      | H   | 4  | 75   |       | 75    |
|                      |            | S      |     | 4  | 50   |       | 50    |
|                      |            | C      | T   | 4  | 75   |       | 75    |
|                      |            | S      |     | 4  | 50   |       | 50    |
| For District covered |            | C      | H   | 50 | 84   | 14    | 68    |
|                      |            | S      |     | 50 | 76   | 8     | 62    |
|                      |            | C      | T   | 50 | 84   | 14    | 68    |
|                      |            | S      |     | 50 | 76   | 8     | 62    |

**Table-8(vii)**  
**DISTRIBUTION OF NUMBER OF EXPERIMENTS CONDUCTED ACCORDING TO**  
**IMPORTANT INPUTS DURING 2022-23**

**Coconut**

| Sl. No. | District           | Agency | H/T |   | Percentage of Experiments under various inputs for crops |     |       |
|---------|--------------------|--------|-----|---|--|-----|-------|
|         |                    |        |     |   | I  | HYV | F     |
| 1       | 2                  | 3      | 4   | 5 | 6  | 7   | 8     |
| 1       | Thiruvananthapuram | C      | H   | 4 | 50   |     |       |
|         |                    | S      |     | 4 |  |     |       |
|         |                    | C      | T   | 4 | 50   |     |       |
|         |                    | S      |     | 4 |  |     |       |
| 2       | Kollam             | C      | H   | 4 | 25   |     |       |
|         |                    | S      |     | 4 |  |     |       |
|         |                    | C      | T   | 4 | 25   |     |       |
|         |                    | S      |     | 4 |  |     |       |
| 3       | Pathanamthitta     | C      | H   |   |  |     |       |
|         |                    | S      |     |   |  |     |       |
|         |                    | C      | T   |   |  |     |       |
|         |                    | S      |     |   |  |     |       |
| 4       | Alappuzha          | C      | H   | 4 | 100  |     |       |
|         |                    | S      |     | 4 |  |     |       |
|         |                    | C      | T   | 4 | 100  |     |       |
|         |                    | S      |     | 4 |  |     |       |
| 5       | Kottayam           | C      | H   | 4 |  |     |       |
|         |                    | S      |     | 4 |  |     |       |
|         |                    | C      | T   | 4 |  |     |       |
|         |                    | S      |     | 4 |  |     |       |
| 6       | Idukki             | C      | H   |   |  |     |       |
|         |                    | S      |     |   |  |     |       |
|         |                    | C      | T   |   |  |     |       |
|         |                    | S      |     |   |  |     |       |
| 7       | Ernakulam          | C      | H   | 4 | 75   |     | 50    |
|         |                    | S      |     | 4 |  |     | 50    |
|         |                    | C      | T   | 4 | 75   |     | 50    |
|         |                    | S      |     | 4 |  |     | 50    |
| 8       | Thrissur           | C      | H   | 6 | 66.67  |     | 16.67 |
|         |                    | S      |     | 6 |  |     | 83.33 |
|         |                    | C      | T   | 6 | 66.67  |     | 16.67 |
|         |                    | S      |     | 6 |  |     | 83.33 |

Table-8(vii) contd....

**Table-8(vii)**  
**DISTRIBUTION OF NUMBER OF EXPERIMENTS CONDUCTED ACCORDING TO IMPORTANT INPUTS DURING 2022-23**

**Coconut**

| Sl. No.              | District   | Agency | H/T |    | Percentage of Experiments under various inputs for crops |     |       |
|----------------------|------------|--------|-----|----|--|-----|-------|
|                      |            |        |     |    | I  | HYV | F     |
| 1                    | 2          | 3      | 4   | 5  | 6  | 7   | 8     |
| 9                    | Palakkad   | C      | H   | 6  | 66.67  |     |       |
|                      |            | S      |     | 6  | 33.33  |     | 33.33 |
|                      |            | C      | T   | 6  | 66.67  |     |       |
|                      |            | S      |     | 6  | 33.33  |     | 33.33 |
| 10                   | Malappuram | C      | H   | 6  |  |     | 50    |
|                      |            | S      |     | 6  | 83.33  |     | 50.00 |
|                      |            | C      | T   | 6  |  |     | 50    |
|                      |            | S      |     | 6  | 83.33  |     | 50.00 |
| 11                   | Kozhikode  | C      | H   | 4  |  |     | 25    |
|                      |            | S      |     | 4  |  |     |       |
|                      |            | C      | T   | 4  |  |     | 25    |
|                      |            | S      |     | 4  |  |     |       |
| 12                   | Wayanad    | C      | H   |    |  |     |       |
|                      |            | S      |     |    |  |     |       |
|                      |            | C      | T   |    |  |     |       |
|                      |            | S      |     |    |  |     |       |
| 13                   | Kannur     | C      | H   | 4  | 25   |     | 75    |
|                      |            | S      |     | 4  | 75   |     | 25    |
|                      |            | C      | T   | 4  | 25   |     | 75    |
|                      |            | S      |     | 4  | 75   |     | 25    |
| 14                   | Kasaragod  | C      | H   | 4  | 75   |     | 25    |
|                      |            | S      |     | 4  | 100  |     |       |
|                      |            | C      | T   | 4  | 75   |     | 25    |
|                      |            | S      |     | 4  | 100  |     |       |
| For District covered |            | C      | H   | 50 | 40   |     | 22    |
|                      |            | S      |     | 50 | 42   |     | 16    |
|                      |            | C      | T   | 50 | 40   |     | 22    |
|                      |            | S      |     | 50 | 42   |     | 16    |



**Table-8(viii)**  
**DISTRIBUTION OF NUMBER OF EXPERIMENTS CONDUCTED ACCORDING TO**  
**IMPORTANT INPUTS DURING 2022-23**

**Arecanut**

| Sl. No. | District           | Agency | H/T |   | Percentage of Experiments under various inputs for crops |     |    |
|---------|--------------------|--------|-----|---|--|-----|----|
|         |                    |        |     |   | I  | HYV | F  |
| 1       | 2                  | 3      | 4   | 5 | 6  | 7   | 8  |
| 1       | Thiruvananthapuram | C      | H   | 4 |  | 25  |    |
|         |                    | S      |     | 4 |  | 25  |    |
|         |                    | C      | T   | 4 |  | 25  |    |
|         |                    | S      |     | 4 |  | 25  |    |
| 2       | Kollam             | C      | H   | 4 |  | 25  |    |
|         |                    | S      |     | 4 |  |     |    |
|         |                    | C      | T   | 4 |  | 25  |    |
|         |                    | S      |     | 4 |  |     |    |
| 3       | Pathanamthitta     | C      | H   |   |  |     |    |
|         |                    | S      |     |   |  |     |    |
|         |                    | C      | T   |   |  |     |    |
|         |                    | S      |     |   |  |     |    |
| 4       | Alappuzha          | C      | H   |   |  |     |    |
|         |                    | S      |     |   |  |     |    |
|         |                    | C      | T   |   |  |     |    |
|         |                    | S      |     |   |  |     |    |
| 5       | Kottayam           | C      | H   | 4 |  | 25  |    |
|         |                    | S      |     | 4 |  | 25  |    |
|         |                    | C      | T   | 4 |  | 25  |    |
|         |                    | S      |     | 4 |  | 25  |    |
| 6       | Idukki             | C      | H   |   |  |     |    |
|         |                    | S      |     |   |  |     |    |
|         |                    | C      | T   |   |  |     |    |
|         |                    | S      |     |   |  |     |    |
| 7       | Ernakulam          | C      | H   | 4 | 25   |     | 25 |
|         |                    | S      |     | 4 |  | 50  |    |
|         |                    | C      | T   | 4 | 25   |     | 25 |
|         |                    | S      |     | 4 |  | 50  |    |
| 8       | Thrissur           | C      | H   | 4 | 75   |     |    |
|         |                    | S      |     | 4 | 25   |     |    |
|         |                    | C      | T   | 4 | 75   |     |    |
|         |                    | S      |     | 4 | 25   |     |    |

Table 8(viii) contd...

Table-8(viii)

**DISTRIBUTION OF NUMBER OF EXPERIMENTS CONDUCTED ACCORDING TO IMPORTANT INPUTS DURING 2022-23**

**Arecanut**

| Sl. No.              | District   | Agency | H/T |    | Percentage of Experiments under various inputs for crops |      |    |
|----------------------|------------|--------|-----|----|--|------|----|
|                      |            |        |     |    | I  | HYV  | F  |
| 1                    | 2          | 3      | 4   | 5  | 6  | 7    | 8  |
| 9                    | Palakkad   | C      | H   | 4  | 100  |      |    |
|                      |            | S      |     | 4  | 50   | 50   |    |
|                      |            | C      | T   | 4  | 100  |      |    |
|                      |            | S      |     | 4  | 50   | 50   |    |
| 10                   | Malappuram | C      | H   | 4  |  |      |    |
|                      |            | S      |     | 4  | 50   |      |    |
|                      |            | C      | T   | 4  |  |      |    |
|                      |            | S      |     | 4  | 50   |      |    |
| 11                   | Kozhikode  | C      | H   | 4  | 50   | 50   |    |
|                      |            | S      |     | 4  |  |      |    |
|                      |            | C      | T   | 4  | 50   | 50   |    |
|                      |            | S      |     | 4  |  |      |    |
| 12                   | Wayanad    | C      | H   |    |  |      |    |
|                      |            | S      |     |    |  |      |    |
|                      |            | C      | T   |    |  |      |    |
|                      |            | S      |     |    |  |      |    |
| 13                   | Kannur     | C      | H   | 4  | 25   |      | 25 |
|                      |            | S      |     | 4  | 50   |      |    |
|                      |            | C      | T   | 4  | 25   |      | 25 |
|                      |            | S      |     | 4  | 50   |      |    |
| 14                   | Kasaragod  | C      | H   | 4  | 100  |      |    |
|                      |            | S      |     | 4  | 100  |      |    |
|                      |            | C      | T   | 4  | 100  |      |    |
|                      |            | S      |     | 4  | 100  |      |    |
| For District covered |            | C      | H   | 40 | 37.5   | 12.5 | 5  |
|                      |            | S      |     | 40 | 27.5   | 15   |    |
|                      |            | C      | T   | 40 | 37.5   | 12.5 | 5  |
|                      |            | S      |     | 40 | 27.5   | 15   |    |

**2.2) CROP-WISE NUMBER OF EXPERIMENTS PLANNED FOR CHECK AT HARVEST AND THE RESPONSE ACHIEVED**

The extent of participation at harvest stage is presented in the table 9(i), 9(ii), 9(iii) 9(iv), 9(v) and 9(vi) shows the details of paddy crop cutting experiments and Table 9(vii), 9(viii), 9(ix) 9(x), 9(xi), 9(xii), 9(xiii) 9(xiv), 9(xv), and 9(xvi) shows the details of other crop cutting experiments.

**Table 9(i)**  
**CROP-WISE NUMBER OF EXPERIMENTS PLANNED FOR CHECK AT HARVEST AND THE RESPONSE ACHIEVED**

STATE: KERALA

YEAR: 2022-23

SEASON:AUTUMN

CROP:PADDY

STATE SAMPLE

| Sl. No.   | District           | No. of Experiments |                    |                 |      |                       |                                      |
|---|--------------------|--------------------|--------------------|-----------------|------|-----------------------|--------------------------------------|
|   |                    | Planned            | Checked at harvest | At post-harvest | Lost | Rejected for analysis | For which schedules are not received |
| 1   | 2                  | 3                  | 4                  | 5               | 6    | 7                     | 8                                    |
| 1   | Thiruvananthapuram | 8                  | 8                  |                 |      |                       |                                      |
| 2   | Kollam             | 6                  | 6                  |                 |      |                       |                                      |
| 3   | Pathanamthitta     | 6                  | 6                  |                 |      |                       |                                      |
| 4   | Alappuzha          | 8                  | 7                  | 1               |      |                       |                                      |
| 5   | Kottayam           | 8                  | 8                  |                 |      |                       |                                      |
| 6   | Idukki             | 4                  | 4                  |                 |      |                       |                                      |
| 7   | Ernakulam          | 10                 | 10                 |                 |      |                       |                                      |
| 8   | Thrissur           | 8                  | 8                  |                 |      |                       |                                      |
| 9   | Palakkad           | 10                 | 10                 |                 |      |                       |                                      |
| 10  | Malappuram         | 10                 | 10                 |                 |      |                       |                                      |
| 11  | Kozhikode          | 8                  | 8                  |                 |      |                       |                                      |
| 12  | Wayanad            |                    |                    |                 |      |                       |                                      |
| 13  | Kannur             | 8                  | 8                  |                 |      |                       |                                      |
| 14  | Kasaragod          | 6                  | 6                  |                 |      |                       |                                      |
| <b>Total for all crops</b>                      |                    | <b>100</b>         | <b>99</b>          | <b>1</b>        |      |                       |                                      |
| * There is no autumn paddy in Wayanad district. |                    |                    |                    |                 |      |                       |                                      |

Table 9(ii)

**CROP-WISE NUMBER OF EXPERIMENTS PLANNED FOR CHECK AT HARVEST AND THE RESPONSE ACHIEVED**

STATE: KERALA

YEAR: 2022-23

SEASON:AUTUMN

CROP:**PADDY**

CENTRAL SAMPLE

| Sl. No.  | District           | No. of Experiments |                    |                 |      |                       |                                      |
|--|--------------------|--------------------|--------------------|-----------------|------|-----------------------|--------------------------------------|
|  |                    | Planned            | Checked at harvest | At post-harvest | Lost | Rejected for analysis | For which schedules are not received |
| 1  | 2                  | 3                  | 4                  | 5               | 6    | 7                     | 8                                    |
| 1  | Thiruvananthapuram | 8                  | 8                  |                 |      |                       |                                      |
| 2  | Kollam             | 6                  | 6                  |                 |      |                       |                                      |
| 3  | Pathanamthitta     | 6                  | 6                  |                 |      |                       |                                      |
| 4  | Alappuzha          | 8                  | 8                  |                 |      |                       |                                      |
| 5  | Kottayam           | 8                  | 8                  |                 |      |                       |                                      |
| 6  | Idukki             | 4                  | 4                  |                 |      |                       |                                      |
| 7  | Ernakulam          | 10                 | 10                 |                 |      |                       |                                      |
| 8  | Thrissur           | 8                  | 8                  |                 |      |                       |                                      |
| 9  | Palakkad           | 10                 | 10                 |                 |      |                       |                                      |
| 10   | Malappuram         | 10                 | 10                 |                 |      |                       |                                      |
| 11   | Kozhikode          | 8                  | 8                  |                 |      |                       |                                      |
| 12   | Wayanad            |                    |                    |                 |      |                       |                                      |
| 13   | Kannur             | 8                  | 8                  |                 |      |                       |                                      |
| 14   | Kasaragod          | 6                  | 6                  |                 |      |                       |                                      |
| <b>Total for all crops</b>                     |                    | <b>100</b>         | <b>100</b>         |                 |      |                       |                                      |
| *There is no autumn paddy in Wayanad district. |                    |                    |                    |                 |      |                       |                                      |

Table 9 (iii)

**CROP-WISE NUMBER OF EXPERIMENTS PLANNED FOR CHECK AT HARVEST AND THE RESPONSE ACHIEVED**

STATE:KERALA

YEAR: 2022-23

SEASON: WINTER

CROP: **PADDY**

STATE SAMPLE

| Sl. No.      | District           | No. of Experiments |                    |                 |      |                       |                                      |
|--------------|--------------------|--------------------|--------------------|-----------------|------|-----------------------|--------------------------------------|
|              |                    | Planned            | Checked at harvest | At post-harvest | Lost | Rejected for analysis | For which schedules are not received |
| 1            | 2                  | 3                  | 4                  | 5               | 6    | 7                     | 8                                    |
| 1            | Thiruvananthapuram | 8                  | 8                  |                 |      |                       |                                      |
| 2            | Kollam             | 6                  | 6                  |                 |      |                       |                                      |
| 3            | Pathanamthitta     | 6                  | 6                  |                 |      |                       |                                      |
| 4            | Alappuzha          | 8                  | 8                  |                 |      |                       |                                      |
| 5            | Kottayam           | 8                  | 8                  |                 |      |                       |                                      |
| 6            | Idukki             | 4                  | 4                  |                 |      |                       |                                      |
| 7            | Ernakulam          | 10                 | 10                 |                 |      |                       |                                      |
| 8            | Thrissur           | 8                  | 8                  |                 |      |                       |                                      |
| 9            | Palakkad           | 10                 | 10                 |                 |      |                       |                                      |
| 10           | Malappuram         | 10                 | 10                 |                 |      |                       |                                      |
| 11           | Kozhikode          | 8                  | 8                  |                 |      |                       |                                      |
| 12           | Wayanad            |                    |                    |                 |      |                       |                                      |
| 13           | Kannur             | 8                  | 8                  |                 |      |                       |                                      |
| 14           | Kasaragod          | 6                  | 6                  |                 |      |                       |                                      |
| <b>Total</b> |                    | <b>100</b>         | <b>100</b>         |                 |      |                       |                                      |

Table 9 (iv)

**CROP-WISE NUMBER OF EXPERIMENTS PLANNED FOR CHECK AT HARVEST AND THE RESPONSE ACHIEVED**

STATE:KERALA

YEAR: 2022-23

SEASON:WINTER

CROP: PADDY

CENTRAL SAMPLE

| Sl. No.      | District           | No. of Experiments |                    |                 |      |                       |                                      |
|--------------|--------------------|--------------------|--------------------|-----------------|------|-----------------------|--------------------------------------|
|              |                    | Planned            | Checked at Harvest | At post-harvest | Lost | Rejected for Analysis | For which schedules are not received |
| 1            | 2                  | 3                  | 4                  | 5               | 6    | 7                     | 8                                    |
| 1            | Thiruvananthapuram | 8                  | 8                  |                 |      |                       |                                      |
| 2            | Kollam             | 6                  | 6                  |                 |      |                       |                                      |
| 3            | Pathanamthitta     | 6                  | 6                  |                 |      |                       |                                      |
| 4            | Alappuzha          | 8                  | 8                  |                 |      |                       |                                      |
| 5            | Kottayam           | 8                  | 8                  |                 |      |                       |                                      |
| 6            | Idukki             | 4                  | 4                  |                 |      |                       |                                      |
| 7            | Ernakulam          | 10                 | 10                 |                 |      |                       |                                      |
| 8            | Thrissur           | 8                  | 8                  |                 |      |                       |                                      |
| 9            | Palakkad           | 10                 | 10                 |                 |      |                       |                                      |
| 10           | Malappuram         | 10                 | 10                 |                 |      |                       |                                      |
| 11           | Kozhikode          | 8                  | 8                  |                 |      |                       |                                      |
| 12           | Wayanad            |                    |                    |                 |      |                       |                                      |
| 13           | Kannur             | 8                  | 8                  |                 |      |                       |                                      |
| 14           | Kasaragod          | 6                  | 6                  |                 |      |                       |                                      |
| <b>Total</b> |                    | <b>100</b>         | <b>100</b>         |                 |      |                       |                                      |

Table 9(v)

**CROP-WISE NUMBER OF EXPERIMENTS PLANNED FOR CHECK AT HARVEST AND THE RESPONSE ACHIEVED**

STATE:KERALA

YEAR: 2022-23

SEASON : **SUMMER**

CROP: **PADDY**

STATE SAMPLE

| Sl. No.     | District           | No. of Experiments |                    |                 |      |                       |                                      |
|-------------|--------------------|--------------------|--------------------|-----------------|------|-----------------------|--------------------------------------|
|             |                    | Planned            | Checked at harvest | At post-harvest | Lost | Rejected for analysis | For which schedules are not received |
| 1           | 2                  | 3                  | 4                  | 5               | 6    | 7                     | 8                                    |
| 1           | Thiruvananthapuram | 8                  | 8                  |                 |      |                       |                                      |
| 2           | Kollam             | 6                  | 6                  |                 |      |                       |                                      |
| 3           | Pathanamthitta     | 6                  | 6                  |                 |      |                       |                                      |
| 4           | Alappuzha          | 8                  | 8                  |                 |      |                       |                                      |
| 5           | Kottayam           | 8                  | 8                  |                 |      |                       |                                      |
| 6           | Idukki             | 4                  | 4                  |                 |      |                       |                                      |
| 7           | Ernakulam          | 10                 | 10                 |                 |      |                       |                                      |
| 8           | Thrissur           | 8                  | 8                  |                 |      |                       |                                      |
| 9           | Palakkad           | 10                 | 10                 |                 |      |                       |                                      |
| 10          | Malappuram         | 10                 | 10                 |                 |      |                       |                                      |
| 11          | Kozhikode          | 8                  | 8                  |                 |      |                       |                                      |
| 12          | Wayanad            |                    |                    |                 |      |                       |                                      |
| 13          | Kannur             |                    |                    |                 |      |                       |                                      |
| 14          | Kasaragod          | 14                 | 14                 |                 |      |                       |                                      |
| State Total |                    | 100                | 100                |                 |      |                       |                                      |

Table 9 (vi)

**CROP-WISE NUMBER OF EXPERIMENTS PLANNED FOR CHECK AT HARVEST AND THE RESPONSE ACHIEVED**

STATE: KERALA

YEAR: 2022-23

SEASON : **SUMMER**

CROP: **PADDY**

CENTRAL SAMPLE

| Sl. No.     | District           | No. of Experiments |                    |                 |      |                       |                                      |
|-------------|--------------------|--------------------|--------------------|-----------------|------|-----------------------|--------------------------------------|
|             |                    | Planned            | Checked at harvest | At post-harvest | Lost | Rejected for analysis | For which schedules are not received |
| 1           | 2                  | 3                  | 4                  | 5               | 6    | 7                     | 8                                    |
| 1           | Thiruvananthapuram | 8                  | 8                  |                 |      |                       |                                      |
| 2           | Kollam             | 6                  | 6                  |                 |      |                       |                                      |
| 3           | Pathanamthitta     | 6                  | 6                  |                 |      |                       |                                      |
| 4           | Alappuzha          | 8                  | 8                  |                 |      |                       |                                      |
| 5           | Kottayam           | 8                  | 8                  |                 |      |                       |                                      |
| 6           | Idukki             | 4                  | 4                  |                 |      |                       |                                      |
| 7           | Ernakulam          | 10                 | 10                 |                 |      |                       |                                      |
| 8           | Thrissur           | 8                  | 4                  | 4               |      |                       |                                      |
| 9           | Palakkad           | 10                 | 10                 |                 |      |                       |                                      |
| 10          | Malappuram         | 10                 | 10                 |                 |      |                       |                                      |
| 11          | Kozhikode          | 8                  | 8                  |                 |      |                       |                                      |
| 12          | Wayanad            |                    |                    |                 |      |                       |                                      |
| 13          | Kannur             |                    |                    |                 |      |                       |                                      |
| 14          | Kasaragod          | 14                 | 14                 |                 |      |                       |                                      |
| State Total |                    | 100                | 96                 | 4               |      |                       |                                      |



Table 9(vii)

**CROP-WISE NUMBER OF EXPERIMENTS PLANNED FOR CHECK AT HARVEST AND THE RESPONSE ACHIEVED**

STATE:KERALA

YEAR: 2022-23

SEASON:ANNUAL

CROP: **BANANA**

STATE SAMPLE

| Sl. No.            | District           | No. of Experiments |                    |                 |      |                       |                                      |
|--------------------|--------------------|--------------------|--------------------|-----------------|------|-----------------------|--------------------------------------|
|                    |                    | Planned            | Checked at harvest | At post-harvest | Lost | Rejected for analysis | For which schedules are not received |
| 1                  | 2                  | 3                  | 4                  | 5               | 6    | 7                     | 8                                    |
| 1                  | Thiruvananthapuram | 4                  | 4                  |                 |      |                       |                                      |
| 2                  | Kollam             | 4                  | 4                  |                 |      |                       |                                      |
| 3                  | Pathanamthitta     |                    |                    |                 |      |                       |                                      |
| 4                  | Alappuzha          | 4                  | 4                  |                 |      |                       |                                      |
| 5                  | Kottayam           | 4                  | 4                  |                 |      |                       |                                      |
| 6                  | Idukki             |                    |                    |                 |      |                       |                                      |
| 7                  | Ernakulam          | 4                  | 4                  |                 |      |                       |                                      |
| 8                  | Thrissur           | 6                  | 6                  |                 |      |                       |                                      |
| 9                  | Palakkad           | 6                  | 6                  |                 |      |                       |                                      |
| 10                 | Malappuram         | 6                  | 6                  |                 |      |                       |                                      |
| 11                 | Kozhikode          | 4                  | 4                  |                 |      |                       |                                      |
| 12                 | Wayanad            |                    |                    |                 |      |                       |                                      |
| 13                 | Kannur             | 4                  | 4                  |                 |      |                       |                                      |
| 14                 | Kasaragod          | 4                  | 4                  |                 |      |                       |                                      |
| <b>State Total</b> |                    | <b>50</b>          | <b>50</b>          |                 |      |                       |                                      |

Table 9 (viii)

**CROP-WISE NUMBER OF EXPERIMENTS PLANNED FOR CHECK AT HARVEST AND THE RESPONSE ACHIEVED**

STATE: KERALA

YEAR: 2022-23

SEASON: ANNUAL

CROP: **BANANA**

CENTRAL SAMPLE

| Sl. No.     | District           | No. of Experiments |                    |                 |      |                       |                                      |
|-------------|--------------------|--------------------|--------------------|-----------------|------|-----------------------|--------------------------------------|
|             |                    | Planned            | Checked at harvest | At post-harvest | Lost | Rejected for analysis | For which schedules are not received |
| 1           | 2                  | 3                  | 4                  | 5               | 6    | 7                     | 8                                    |
| 1           | Thiruvananthapuram | 4                  | 4                  |                 |      |                       |                                      |
| 2           | Kollam             | 4                  | 4                  |                 |      |                       |                                      |
| 3           | Pathanamthitta     |                    |                    |                 |      |                       |                                      |
| 4           | Alappuzha          | 4                  | 4                  |                 |      |                       |                                      |
| 5           | Kottayam           | 4                  | 4                  |                 |      |                       |                                      |
| 6           | Idukki             |                    |                    |                 |      |                       |                                      |
| 7           | Ernakulam          | 4                  | 4                  |                 |      |                       |                                      |
| 8           | Thrissur           | 6                  | 6                  |                 |      |                       |                                      |
| 9           | Palakkad           | 6                  | 6                  |                 |      |                       |                                      |
| 10          | Malappuram         | 6                  | 6                  |                 |      |                       |                                      |
| 11          | Kozhikode          | 4                  | 4                  |                 |      |                       |                                      |
| 12          | Wayanad            |                    |                    |                 |      |                       |                                      |
| 13          | Kannur             | 4                  | 4                  |                 |      |                       |                                      |
| 14          | Kasaragod          | 4                  | 4                  |                 |      |                       |                                      |
| State Total |                    | 50                 | 50                 |                 |      |                       |                                      |

Table 9 (ix)

**CROP-WISE NUMBER OF EXPERIMENTS PLANNED FOR CHECK AT HARVEST AND THE RESPONSE ACHIEVED**

STATE:KERALA

YEAR: 2022-23

SEASON:ANNUAL

CROP:TAPIOCA

STATE SAMPLE

| Sl. No.     | District           | No. of Experiments |                    |                 |      |                       |                                      |
|-------------|--------------------|--------------------|--------------------|-----------------|------|-----------------------|--------------------------------------|
|             |                    | Planned            | Checked at harvest | At post-harvest | Lost | Rejected for analysis | For which schedules are not received |
| 1           | 2                  | 3                  | 4                  | 5               | 6    | 7                     | 8                                    |
| 1           | Thiruvananthapuram | 4                  | 4                  |                 |      |                       |                                      |
| 2           | Kollam             | 4                  | 4                  |                 |      |                       |                                      |
| 3           | Pathanamthitta     |                    |                    |                 |      |                       |                                      |
| 4           | Alappuzha          |                    |                    |                 |      |                       |                                      |
| 5           | Kottayam           | 4                  | 4                  |                 |      |                       |                                      |
| 6           | Idukki             |                    |                    |                 |      |                       |                                      |
| 7           | Ernakulam          | 4                  | 4                  |                 |      |                       |                                      |
| 8           | Thrissur           | 4                  | 4                  |                 |      |                       |                                      |
| 9           | Palakkad           | 4                  | 4                  |                 |      |                       |                                      |
| 10          | Malappuram         | 4                  | 4                  |                 |      |                       |                                      |
| 11          | Kozhikode          | 4                  | 4                  |                 |      |                       |                                      |
| 12          | Wayanad            |                    |                    |                 |      |                       |                                      |
| 13          | Kannur             | 4                  | 4                  |                 |      |                       |                                      |
| 14          | Kasaragod          | 4                  | 4                  |                 |      |                       |                                      |
| State Total |                    | 40                 | 40                 |                 |      |                       |                                      |

Table 9 (x)

**CROP-WISE NUMBER OF EXPERIMENTS PLANNED FOR CHECK AT HARVEST AND THE RESPONSE ACHIEVED**

STATE: KERALA

YEAR: 2022-23

SEASON: ANNUAL

CROP: **TAPIOCA**

CENTRAL SAMPLE

| Sl. No.     | District           | No. of Experiments |                    |                 |      |                       |                                      |
|-------------|--------------------|--------------------|--------------------|-----------------|------|-----------------------|--------------------------------------|
|             |                    | Planned            | Checked at harvest | At post-harvest | Lost | Rejected for analysis | For which schedules are not received |
| 1           | 2                  | 3                  | 4                  | 5               | 6    | 7                     | 8                                    |
| 1           | Thiruvananthapuram | 4                  | 4                  |                 |      |                       |                                      |
| 2           | Kollam             | 4                  | 4                  |                 |      |                       |                                      |
| 3           | Pathanamthitta     |                    |                    |                 |      |                       |                                      |
| 4           | Alappuzha          |                    |                    |                 |      |                       |                                      |
| 5           | Kottayam           | 4                  | 4                  |                 |      |                       |                                      |
| 6           | Idukki             |                    |                    |                 |      |                       |                                      |
| 7           | Ernakulam          | 4                  | 4                  |                 |      |                       |                                      |
| 8           | Thrissur           | 4                  | 3                  |                 | 1    |                       |                                      |
| 9           | Palakkad           | 4                  | 4                  |                 |      |                       |                                      |
| 10          | Malappuram         | 4                  | 3                  | 1               |      |                       |                                      |
| 11          | Kozhikode          | 4                  | 4                  |                 |      |                       |                                      |
| 12          | Wayanad            |                    |                    |                 |      |                       |                                      |
| 13          | Kannur             | 4                  | 4                  |                 |      |                       |                                      |
| 14          | Kasaragod          | 4                  | 4                  |                 |      |                       |                                      |
| State Total |                    | 40                 | 38                 | 1               | 1    |                       |                                      |

Table 9 (xi)

**CROP-WISE NUMBER OF EXPERIMENTS PLANNED FOR CHECK AT HARVEST AND THE RESPONSE ACHIEVED**

STATE:KERALA

YEAR: 2022-23

SEASON:PERENNIAL

CROP: **COCONUT**

STATE SAMPLE

| Sl. No.     | District           | No. of Experiments |                    |                 |      |                       |                                      |
|-------------|--------------------|--------------------|--------------------|-----------------|------|-----------------------|--------------------------------------|
|             |                    | Planned            | Checked at harvest | At post-harvest | Lost | Rejected for analysis | For which schedules are not received |
| 1           | 2                  | 3                  | 4                  | 5               | 6    | 7                     | 8                                    |
| 1           | Thiruvananthapuram | 4                  | 4                  |                 |      |                       |                                      |
| 2           | Kollam             | 4                  | 4                  |                 |      |                       |                                      |
| 3           | Pathanamthitta     |                    |                    |                 |      |                       |                                      |
| 4           | Alappuzha          | 4                  | 4                  |                 |      |                       |                                      |
| 5           | Kottayam           | 4                  | 4                  |                 |      |                       |                                      |
| 6           | Idukki             |                    |                    |                 |      |                       |                                      |
| 7           | Ernakulam          | 4                  | 4                  |                 |      |                       |                                      |
| 8           | Thrissur           | 6                  | 6                  |                 |      |                       |                                      |
| 9           | Palakkad           | 6                  | 6                  |                 |      |                       |                                      |
| 10          | Malappuram         | 6                  | 6                  |                 |      |                       |                                      |
| 11          | Kozhikode          | 4                  | 4                  |                 |      |                       |                                      |
| 12          | Wayanad            |                    |                    |                 |      |                       |                                      |
| 13          | Kannur             | 4                  | 4                  |                 |      |                       |                                      |
| 14          | Kasaragod          | 4                  | 4                  |                 |      |                       |                                      |
| State Total |                    | 50                 | 50                 |                 |      |                       |                                      |

Table 9 (xii)

**CROP-WISE NUMBER OF EXPERIMENTS PLANNED FOR CHECK AT HARVEST AND THE RESPONSE ACHIEVED**

STATE:KERALA

YEAR: 2022-23

SEASON:PERENNIAL

CROP:COCONUT

CENTRAL SAMPLE

| Sl. No.     | District           | No. of Experiments |                    |                 |      |                       |                                      |
|-------------|--------------------|--------------------|--------------------|-----------------|------|-----------------------|--------------------------------------|
|             |                    | Planned            | Checked at harvest | At post-harvest | Lost | Rejected for analysis | For which schedules are not received |
| 1           | 2                  | 3                  | 4                  | 5               | 6    | 7                     | 8                                    |
| 1           | Thiruvananthapuram | 4                  | 4                  |                 |      |                       |                                      |
| 2           | Kollam             | 4                  | 4                  |                 |      |                       |                                      |
| 3           | Pathanamthitta     |                    |                    |                 |      |                       |                                      |
| 4           | Alappuzha          | 4                  | 4                  |                 |      |                       |                                      |
| 5           | Kottayam           | 4                  | 4                  |                 |      |                       |                                      |
| 6           | Idukki             |                    |                    |                 |      |                       |                                      |
| 7           | Ernakulam          | 4                  | 4                  |                 |      |                       |                                      |
| 8           | Thrissur           | 6                  | 6                  |                 |      |                       |                                      |
| 9           | Palakkad           | 6                  | 6                  |                 |      |                       |                                      |
| 10          | Malappuram         | 6                  | 6                  |                 |      |                       |                                      |
| 11          | Kozhikode          | 4                  | 4                  |                 |      |                       |                                      |
| 12          | Wayanad            |                    |                    |                 |      |                       |                                      |
| 13          | Kannur             | 4                  | 4                  |                 |      |                       |                                      |
| 14          | Kasaragod          | 4                  | 4                  |                 |      |                       |                                      |
| State Total |                    | 50                 | 50                 |                 |      |                       |                                      |

Table 9 (xiii)

**CROP-WISE NUMBER OF EXPERIMENTS PLANNED FOR CHECK AT HARVEST AND THE RESPONSE ACHIEVED**

STATE:KERALA

YEAR: 2022-23

SEASON:PERENNIAL

CROP:PEPPER

STATE SAMPLE

| Sl. No.     | District           | No. of Experiments |                    |                 |      |                       |                                      |
|-------------|--------------------|--------------------|--------------------|-----------------|------|-----------------------|--------------------------------------|
|             |                    | Planned            | Checked at harvest | At post-harvest | Lost | Rejected for analysis | For which schedules are not received |
| 1           | 2                  | 3                  | 4                  | 5               | 6    | 7                     | 8                                    |
| 1           | Thiruvananthapuram | 4                  | 4                  |                 |      |                       |                                      |
| 2           | Kollam             | 4                  | 4                  |                 |      |                       |                                      |
| 3           | Pathanamthitta     |                    |                    |                 |      |                       |                                      |
| 4           | Alappuzha          |                    |                    |                 |      |                       |                                      |
| 5           | Kottayam           | 4                  | 4                  |                 |      |                       |                                      |
| 6           | Idukki             |                    |                    |                 |      |                       |                                      |
| 7           | Ernakulam          | 4                  | 4                  |                 |      |                       |                                      |
| 8           | Thrissur           | 4                  | 4                  |                 |      |                       |                                      |
| 9           | Palakkad           | 4                  | 4                  |                 |      |                       |                                      |
| 10          | Malappuram         | 4                  | 4                  |                 |      |                       |                                      |
| 11          | Kozhikode          | 4                  | 4                  |                 |      |                       |                                      |
| 12          | Wayanad            |                    |                    |                 |      |                       |                                      |
| 13          | Kannur             | 4                  | 4                  |                 |      |                       |                                      |
| 14          | Kasargod           | 4                  | 4                  |                 |      |                       |                                      |
| State Total |                    | 40                 | 40                 |                 |      |                       |                                      |

Table 9(xiv)

**CROP-WISE NUMBER OF EXPERIMENTS PLANNED FOR CHECK AT HARVEST AND THE RESPONSE ACHIEVED**

STATE:KERALA

YEAR: 2022-23

SEASON: PERENNIAL

CROP: **PEPPER**

CENTRAL SAMPLE

| Sl. No.     | District           | No. of Experiments |                    |                 |      |                       |                                      |
|-------------|--------------------|--------------------|--------------------|-----------------|------|-----------------------|--------------------------------------|
|             |                    | Planned            | Checked at harvest | At post-harvest | Lost | Rejected for analysis | For which schedules are not received |
| 1           | 2                  | 3                  | 4                  | 5               | 6    | 7                     | 8                                    |
| 1           | Thiruvananthapuram | 4                  | 4                  |                 |      |                       |                                      |
| 2           | Kollam             | 4                  | 4                  |                 |      |                       |                                      |
| 3           | Pathanamthitta     |                    |                    |                 |      |                       |                                      |
| 4           | Alappuzha          |                    |                    |                 |      |                       |                                      |
| 5           | Kottayam           | 4                  | 4                  |                 |      |                       |                                      |
| 6           | Idukki             |                    |                    |                 |      |                       |                                      |
| 7           | Ernakulam          | 4                  | 4                  |                 |      |                       |                                      |
| 8           | Thrissur           | 4                  | 4                  |                 |      |                       |                                      |
| 9           | Palakkad           | 4                  | 4                  |                 |      |                       |                                      |
| 10          | Malappuram         | 4                  | 4                  |                 |      |                       |                                      |
| 11          | Kozhikode          | 4                  | 4                  |                 |      |                       |                                      |
| 12          | Wayanad            |                    |                    |                 |      |                       |                                      |
| 13          | Kannur             | 4                  | 4                  |                 |      |                       |                                      |
| 14          | Kasaragod          | 4                  | 4                  |                 |      |                       |                                      |
| State Total |                    | 40                 | 40                 |                 |      |                       |                                      |



Table 9 (xv)

**CROPWISE NUMBER OF EXPERIMENTS PLANNED FOR CHECK AT HARVEST AND THE RESPONSE ACHIEVED**

STATE : KERALA

YEAR : 2022-23

SEASON: PERENNIAL

CROP: **ARECANUT**

STATE SAMPLE

| Sl. No.     | District           | No. of experiments |                    |                 |      |                       |                                      |
|-------------|--------------------|--------------------|--------------------|-----------------|------|-----------------------|--------------------------------------|
|             |                    | Planned            | Checked at harvest | At post-harvest | Lost | Rejected for analysis | For which schedules are not received |
| 1           | 2                  | 3                  | 4                  | 5               | 6    | 7                     | 8                                    |
| 1           | Thiruvananthapuram | 4                  | 4                  |                 |      |                       |                                      |
| 2           | Kollam             | 4                  | 4                  |                 |      |                       |                                      |
| 3           | Pathanamthitta     |                    |                    |                 |      |                       |                                      |
| 4           | Alappuzha          |                    |                    |                 |      |                       |                                      |
| 5           | Kottayam           | 4                  | 4                  |                 |      |                       |                                      |
| 6           | Idukki             |                    |                    |                 |      |                       |                                      |
| 7           | Eranakulam         | 4                  | 4                  |                 |      |                       |                                      |
| 8           | Thrissur           | 4                  | 4                  |                 |      |                       |                                      |
| 9           | Palakkad           | 4                  | 4                  |                 |      |                       |                                      |
| 10          | Malappuram         | 4                  | 4                  |                 |      |                       |                                      |
| 11          | Kozhikode          | 4                  | 4                  |                 |      |                       |                                      |
| 12          | Wayanad            |                    |                    |                 |      |                       |                                      |
| 13          | Kannur             | 4                  | 4                  |                 |      |                       |                                      |
| 14          | Kasaragod          | 4                  | 4                  |                 |      |                       |                                      |
| State Total |                    | 40                 | 40                 |                 |      |                       |                                      |

Table 9 (xvi)

**CROPWISE NUMBER OF EXPERIMENTS PLANNED FOR CHECK AT HARVEST AND THE RESPONSE ACHIEVED**

STATE : KERALA

YEAR : 2022-23

SEASON: PERENNIAL

CROP: **ARECANUT**

CENTRAL SAMPLE

| Sl. No.     | District           | No. of experiments |                    |                 |      |                       |                                      |
|-------------|--------------------|--------------------|--------------------|-----------------|------|-----------------------|--------------------------------------|
|             |                    | Planned            | Checked at harvest | At post-harvest | Lost | Rejected for analysis | For which schedules are not received |
| 1           | 2                  | 3                  | 4                  | 5               | 6    | 7                     | 8                                    |
| 1           | Thiruvananthapuram | 4                  | 4                  |                 |      |                       |                                      |
| 2           | Kollam             | 4                  | 4                  |                 |      |                       |                                      |
| 3           | Pathanamthitta     |                    |                    |                 |      |                       |                                      |
| 4           | Alappuzha          |                    |                    |                 |      |                       |                                      |
| 5           | Kottayam           | 4                  | 4                  |                 |      |                       |                                      |
| 6           | Idukki             |                    |                    |                 |      |                       |                                      |
| 7           | Eranakulam         | 4                  | 4                  |                 |      |                       |                                      |
| 8           | Thrissur           | 4                  | 4                  |                 |      |                       |                                      |
| 9           | Palakkad           | 4                  | 4                  |                 |      |                       |                                      |
| 10          | Malappuram         | 4                  | 4                  |                 |      |                       |                                      |
| 11          | Kozhikode          | 4                  | 4                  |                 |      |                       |                                      |
| 12          | Wayanad            |                    |                    |                 |      |                       |                                      |
| 13          | Kannur             | 4                  | 4                  |                 |      |                       |                                      |
| 14          | Kasaragod          | 4                  | 4                  |                 |      |                       |                                      |
| State Total |                    | 40                 | 40                 |                 |      |                       |                                      |

**3. Procedural Deviations and Discrepancies**

The officer who attends Crop Cutting experiment selected for Sample Check may examine if there is any deviation from guidelines and procedure

occurs. Incidences of deviation and departure observed during the Sample Check programme for each crop are:

- E1 – Error in selection of survey/sub-survey numbers
- E2 – Error in selection of field within survey/sub-survey numbers
- E3 – Error in reporting seed variety
- E4 - Error in reporting seed rate.
- E5 - Error in reporting irrigation particulars
- E6 - Error in reporting application of fertilizers
- E7 - Error in reporting application of manures
- E8 – Error in reporting application of pesticides
- E9 - Error in reporting measurement of field
- E10 - Error in checking random numbers
- E11 - Error in location of plots
- E12 - Error in plot dimensions
- E13 – Error in weighing of produce
- E14 – Inadequate arrangement for storing the produce for drying
- E15 – Error in reporting proportion of experimental crops in mixture/wrong reporting of constituents in mixture
- E16 – any one of the items missing

#### **4. Estimation on Average Yield Rates**

**4.1) Estimated yield rates of high yielding and other varieties of crops for irrigated and un-irrigated** categories for paddy during Autumn, Winter and Summer for State and Central samples and the whole year crops Banana, Tapioca, Coconut, Pepper and Arecanut for State and Central samples are given in the Tables 10(i), 10(ii), 10(iii), 10(iv), 10(v), 10(vi), 10(vii), 10(viii), 10(ix), 10(x), 10(xi), 10(xii), 10(xiii), 10(xiv), 10(xv) & 10(xvi) respectively.

**Table 10(i)**  
**ESTIMATED YIELD RATES OF HIGH YIELDING AND OTHER VARIETIES OF CROPS FOR IRRIGATED AND UNIRRIGATED CATEGORIES**  
**STATE: KERALA YEAR: 2022-23 SEASON: AUTUMN CROP: PADDY STATE SAMPLE**

| Sl. No. | District           | No. of expts. Checked at harvest | HY varieties  |                  |               |                  |               |                  | Other varieties |                  |               |                  |               |                  | Both HY & Others |                  |               |                  |               |                  |
|---------|--------------------|----------------------------------|---------------|------------------|---------------|------------------|---------------|------------------|-----------------|------------------|---------------|------------------|---------------|------------------|------------------|------------------|---------------|------------------|---------------|------------------|
|         |                    |                                  | Irrigated     |                  | Un-irrigated  |                  | Total         |                  | Irrigated       |                  | Un-irrigated  |                  | Total         |                  | Irrigated        |                  | Un-irrigated  |                  | Total         |                  |
|         |                    |                                  | No. of expts. | Yield Rate Kg/Ha | No. of expts. | Yield Rate Kg/Ha | No. of expts. | Yield Rate Kg/Ha | No. of expts.   | Yield Rate Kg/Ha | No. of expts. | Yield Rate Kg/Ha | No. of expts. | Yield Rate Kg/Ha | No. of expts.    | Yield Rate Kg/Ha | No. of expts. | Yield Rate Kg/Ha | No. of expts. | Yield Rate Kg/Ha |
| 1       | 2                  | 3                                | 4             | 5                | 6             | 7                | 8             | 9                | 10              | 11               | 12            | 13               | 14            | 15               | 16               | 17               | 18            | 19               | 20            | 21               |
| 1       | Thiruvananthapuram | 8                                | 8             | 3231.39          |               |                  | 8             | 3231.39          |                 |                  |               |                  |               |                  | 8                | 3231.39          |               |                  | 8             | 3231.39          |
| 2       | Kollam             | 6                                |               |                  | 6             | 2819.96          | 6             | 2819.96          |                 |                  |               |                  |               |                  |                  |                  | 6             | 2819.96          | 6             | 2819.96          |
| 3       | Pathanamthitta     | 6                                | 6             | 2071.80          |               |                  | 6             | 2071.80          |                 |                  |               |                  |               |                  | 6                | 2071.80          |               |                  | 6             | 2071.80          |
| 4       | Alappuzha          | 7                                | 6             | 3360.19          | 2             | 1594.96          | 8             | 2918.88          |                 |                  |               |                  |               |                  | 6                | 3360.19          | 2             | 1594.96          | 8             | 2918.88          |
| 5       | Kottayam           | 8                                | 8             | 4076.07          |               |                  | 8             | 4076.07          |                 |                  |               |                  |               |                  | 8                | 4076.07          |               |                  | 8             | 4076.07          |
| 6       | Idukki             | 4                                | 2             | 1835.06          | 2             | 3358.95          | 4             | 2597.01          |                 |                  |               |                  |               |                  | 2                | 1835.06          | 2             | 3358.95          | 4             | 2597.01          |
| 7       | Ernakulam          | 10                               | 8             | 3081.76          | 2             | 2297.62          | 10            | 2924.93          |                 |                  |               |                  |               |                  | 8                | 3081.76          | 2             | 2297.62          | 10            | 2924.93          |
| 8       | Thrissur           | 8                                | 1             | 1106.81          | 7             | 3012.07          | 8             | 2773.92          |                 |                  |               |                  |               |                  | 1                | 1106.81          | 7             | 3012.07          | 8             | 2773.92          |
| 9       | Palakkad           | 10                               |               |                  | 9             | 3138.30          | 9             | 3138.30          |                 |                  | 1             | 3564.54          | 1             | 3564.54          |                  |                  | 10            | 3180.93          | 10            | 3180.93          |
| 10      | Malappuram         | 10                               | 2             | 4527.86          | 8             | 2044.21          | 10            | 2540.94          |                 |                  |               |                  |               |                  | 2                | 4527.86          | 8             | 2044.21          | 10            | 2540.94          |
| 11      | Kozhikode          | 8                                |               |                  | 3             | 1020.71          | 3             | 1020.71          |                 |                  | 5             | 361.31           | 5             | 361.31           |                  |                  | 8             | 608.58           | 8             | 608.58           |
| 12      | Wayanad            |                                  |               |                  |               |                  |               |                  |                 |                  |               |                  |               |                  |                  |                  |               |                  |               |                  |
| 13      | Kannur             | 8                                |               |                  | 7             | 3497.45          | 7             | 3497.45          |                 |                  | 1             | 1141.39          | 1             | 1141.39          |                  |                  | 8             | 3202.94          | 8             | 3202.94          |
| 14      | Kasaragod          | 6                                |               |                  | 6             | 4896.02          | 6             | 4896.02          |                 |                  |               |                  |               |                  |                  |                  | 6             | 4896.02          | 6             | 4896.02          |
|         | <b>Kerala</b>      | <b>99</b>                        | <b>41</b>     | <b>3159.47</b>   | <b>52</b>     | <b>2962.04</b>   | <b>93</b>     | <b>3049.08</b>   |                 |                  | <b>7</b>      | <b>930.35</b>    | <b>7</b>      | <b>930.35</b>    | <b>41</b>        | <b>3159.47</b>   | <b>59</b>     | <b>2720.99</b>   | <b>100</b>    | <b>2900.77</b>   |

Table 10 (ii)

ESTIMATED YIELD RATES OF HIGH YIELDING AND OTHER VARIETIES OF CROPS FOR IRRIGATED AND UNIRRIGATED CATEGORIES

| STATE: KERALA |                    |                                  | YEAR: 2022-23 |                  |               |                  |               |                  | SEASON: AUTUMN  |                  |               |                  |               |                  | CROP: PADDY      |                  |               |                  |               |                  | CENTRAL SAMPLE |                  |  |  |  |  |
|---------------|--------------------|----------------------------------|---------------|------------------|---------------|------------------|---------------|------------------|-----------------|------------------|---------------|------------------|---------------|------------------|------------------|------------------|---------------|------------------|---------------|------------------|----------------|------------------|--|--|--|--|
| Sl. No.       | District           | No. of expts. Checked at harvest | HY varieties  |                  |               |                  |               |                  | Other varieties |                  |               |                  |               |                  | Both HY & Others |                  |               |                  |               |                  |                |                  |  |  |  |  |
|               |                    |                                  | Irrigated     |                  | Un-irrigated  |                  | Total         |                  | Irrigated       |                  | Un-irrigated  |                  | Total         |                  | Irrigated        |                  | Un-irrigated  |                  | Total         |                  |                |                  |  |  |  |  |
|               |                    |                                  | No. of expts. | Yield Rate Kg/Ha | No. of expts. | Yield Rate Kg/Ha | No. of expts. | Yield Rate Kg/Ha | No. of expts.   | Yield Rate Kg/Ha | No. of expts. | Yield Rate Kg/Ha | No. of expts. | Yield Rate Kg/Ha | No. of expts.    | Yield Rate Kg/Ha | No. of expts. | Yield Rate Kg/Ha | No. of expts. | Yield Rate Kg/Ha | No. of expts.  | Yield Rate Kg/Ha |  |  |  |  |
| 1             | 2                  | 3                                | 4             | 5                | 6             | 7                | 8             | 9                | 10              | 11               | 12            | 13               | 14            | 15               | 16               | 17               | 18            | 19               | 20            | 21               |                |                  |  |  |  |  |
| 1             | Thiruvananthapuram | 8                                | 6             | 2882.98          | 2             | 4966.50          | 8             | 3403.86          |                 |                  |               |                  |               |                  | 6                | 2882.98          | 2             | 4966.50          | 8             | 3403.86          |                |                  |  |  |  |  |
| 2             | Kollam             | 6                                |               |                  | 4             | 3832.57          | 4             | 3832.57          |                 |                  | 2             | 5535.20          | 2             | 5535.20          |                  |                  | 6             | 4400.11          | 6             | 4400.11          |                |                  |  |  |  |  |
| 3             | Pathanamthitta     | 6                                | 4             | 2815.20          |               |                  | 4             | 2815.20          | 2               | 0.04             |               |                  | 2             | 0.04             | 6                | 1876.81          |               |                  | 6             | 1876.81          |                |                  |  |  |  |  |
| 4             | Alappuzha          | 8                                | 6             | 5254.97          | 1             | 2156.88          | 7             | 4812.38          |                 |                  | 1             | 0.04             | 1             | 0.04             | 6                | 5254.97          | 2             | 1078.46          | 8             | 4210.84          |                |                  |  |  |  |  |
| 5             | Kottayam           | 8                                | 8             | 3657.46          |               |                  | 8             | 3657.46          |                 |                  |               |                  |               |                  | 8                | 3657.46          |               |                  | 8             | 3657.46          |                |                  |  |  |  |  |
| 6             | Idukki             | 4                                | 4             | 2767.73          |               |                  | 4             | 2767.73          |                 |                  |               |                  |               |                  | 4                | 2767.73          |               |                  | 4             | 2767.73          |                |                  |  |  |  |  |
| 7             | Ernakulam          | 10                               | 10            | 2753.88          |               |                  | 10            | 2753.88          |                 |                  |               |                  |               |                  | 10               | 2753.88          |               |                  | 10            | 2753.88          |                |                  |  |  |  |  |
| 8             | Thrissur           | 8                                |               |                  | 8             | 2395.07          | 8             | 2395.07          |                 |                  |               |                  |               |                  |                  |                  | 8             | 2395.07          | 8             | 2395.07          |                |                  |  |  |  |  |
| 9             | Palakkad           | 10                               |               |                  | 10            | 3644.88          | 10            | 3644.88          |                 |                  |               |                  |               |                  |                  |                  | 10            | 3644.88          | 10            | 3644.88          |                |                  |  |  |  |  |
| 10            | Malappuram         | 10                               | 2             | 3688.39          | 8             | 1641.85          | 10            | 2051.16          |                 |                  |               |                  |               |                  | 2                | 3688.39          | 8             | 1641.85          | 10            | 2051.16          |                |                  |  |  |  |  |
| 11            | Kozhikode          | 8                                |               |                  | 5             | 256.36           | 5             | 256.36           |                 |                  | 3             | 740.85           | 3             | 740.85           |                  |                  | 8             | 438.05           | 8             | 438.05           |                |                  |  |  |  |  |
| 12            | Wayanad            |                                  |               |                  |               |                  |               |                  |                 |                  |               |                  |               |                  |                  |                  |               |                  |               |                  |                |                  |  |  |  |  |
| 13            | Kannur             | 8                                |               |                  | 7             | 2974.22          | 7             | 2974.22          |                 |                  | 1             | 2604.25          | 1             | 2604.25          |                  |                  | 8             | 2927.98          | 8             | 2927.98          |                |                  |  |  |  |  |
| 14            | Kasaragod          | 6                                |               |                  | 3             | 2706.67          | 3             | 2706.67          | 1               | 2736.05          | 2             | 1283.72          | 3             | 1767.83          | 1                | 2736.05          | 5             | 2137.49          | 6             | 2237.25          |                |                  |  |  |  |  |
|               | <b>Kerala</b>      | <b>100</b>                       | <b>40</b>     | <b>3383.37</b>   | <b>48</b>     | <b>2633.03</b>   | <b>88</b>     | <b>2974.09</b>   | <b>3</b>        | <b>912.04</b>    | <b>9</b>      | <b>2051.63</b>   | <b>12</b>     | <b>1766.73</b>   | <b>43</b>        | <b>3210.95</b>   | <b>57</b>     | <b>2541.23</b>   | <b>100</b>    | <b>2829.21</b>   |                |                  |  |  |  |  |

Table 10 (iii)

ESTIMATED YIELD RATES OF HIGH YIELDING AND OTHER VARIETIES OF CROPS FOR IRRIGATED AND UNIRRIGATED CATEGORIES

| STATE: KERALA |                    |                                  | YEAR: 2022-23 |                  |               |                  |              |                  | SEASON: WINTER  |                  |               |                  |              |                  | CROP: PADDY      |                  |               |                  |              |                  | STATE SAMPLE |  |  |  |  |  |
|---------------|--------------------|----------------------------------|---------------|------------------|---------------|------------------|--------------|------------------|-----------------|------------------|---------------|------------------|--------------|------------------|------------------|------------------|---------------|------------------|--------------|------------------|--------------|--|--|--|--|--|
| Sl. No.       | District           | No. of Expts. Checked at Harvest | HY Varieties  |                  |               |                  |              |                  | Other Varieties |                  |               |                  |              |                  | Both HY & Others |                  |               |                  |              |                  |              |  |  |  |  |  |
|               |                    |                                  | Irrigated     |                  | Un -Irrigated |                  | Total        |                  | Irrigated       |                  | Un -Irrigated |                  | Total        |                  | Irrigated        |                  | Un -Irrigated |                  | Total        |                  |              |  |  |  |  |  |
|               |                    |                                  | No. of Expts  | Yield Rate Kg/Ha | No. of Expts  | Yield Rate Kg/Ha | No. of Expts | Yield Rate Kg/Ha | No. of Expts    | Yield Rate Kg/Ha | No. of Expts  | Yield Rate Kg/Ha | No. of Expts | Yield Rate Kg/Ha | No. of Expts     | Yield Rate Kg/Ha | No. of Expts  | Yield Rate Kg/Ha | No. of Expts | Yield Rate Kg/Ha |              |  |  |  |  |  |
| 1             | 2                  | 3                                | 4             | 5                | 6             | 7                | 8            | 9                | 10              | 11               | 12            | 13               | 14           | 15               | 16               | 17               | 18            | 19               | 20           | 21               |              |  |  |  |  |  |
| 1             | Thiruvananthapuram | 8                                | 8             | 4276.23          |               |                  | 8            | 4276.23          |                 |                  |               |                  |              |                  | 8                | 4276.23          |               |                  | 8            | 4276.23          |              |  |  |  |  |  |
| 2             | Kollam             | 6                                | 2             | 3528.76          | 4             | 2904.60          | 6            | 3112.65          |                 |                  |               |                  |              |                  | 2                | 3528.76          | 4             | 2904.60          | 6            | 3112.65          |              |  |  |  |  |  |
| 3             | Pathanamthitta     | 6                                | 6             | 4995.76          |               |                  | 6            | 4995.76          |                 |                  |               |                  |              |                  | 6                | 4995.76          |               |                  | 6            | 4995.76          |              |  |  |  |  |  |
| 4             | Alappuzha          | 8                                | 5             | 3969.49          | 3             | 2199.31          | 8            | 3305.67          |                 |                  |               |                  |              |                  | 5                | 3969.49          | 3             | 2199.31          | 8            | 3305.67          |              |  |  |  |  |  |
| 5             | Kottayam           | 8                                | 8             | 2704.54          |               |                  | 8            | 2704.54          |                 |                  |               |                  |              |                  | 8                | 2704.54          |               |                  | 8            | 2704.54          |              |  |  |  |  |  |
| 6             | Idukki             | 4                                | 3             | 2589.98          |               |                  | 3            | 2589.98          | 1               | 2331.72          |               |                  |              | 1                | 2331.72          | 4                | 2525.42       |                  |              | 4                | 2525.42      |  |  |  |  |  |
| 7             | Eranakulam         | 10                               | 6             | 3681.22          | 4             | 4072.89          | 10           | 3837.89          |                 |                  |               |                  |              |                  | 6                | 3681.22          | 4             | 4072.89          | 10           | 3837.89          |              |  |  |  |  |  |
| 8             | Thrissur           | 8                                | 6             | 4502.90          |               |                  | 6            | 4502.90          |                 |                  | 2             | 1694.60          | 2            | 1694.60          | 6                | 4502.90          | 2             | 1694.60          | 8            | 3800.83          |              |  |  |  |  |  |
| 9             | Palakkad           | 10                               | 7             | 5730.60          | 2             | 4911.63          | 9            | 5548.61          | 1               | 3284.51          |               |                  |              | 1                | 3284.51          | 8                | 5424.84       | 2                | 4911.63      | 10               | 5322.20      |  |  |  |  |  |
| 10            | Malappuram         | 10                               | 8             | 5968.50          | 2             | 4296.04          | 10           | 5634.01          |                 |                  |               |                  |              |                  | 8                | 5968.50          | 2             | 4296.04          | 10           | 5634.01          |              |  |  |  |  |  |
| 11            | Kozhikode          | 8                                |               |                  | 1             | 1211.76          | 1            | 1211.76          |                 |                  | 7             | 1300.99          | 7            | 1300.99          |                  |                  | 8             | 1289.83          | 8            | 1289.83          |              |  |  |  |  |  |
| 12            | Wayanad            |                                  |               |                  |               |                  |              |                  |                 |                  |               |                  |              |                  |                  |                  |               |                  |              |                  |              |  |  |  |  |  |
| 13            | Kannur             | 8                                | 5             | 3813.26          |               |                  | 5            | 3813.26          | 3               | 1053.17          |               |                  |              | 3                | 1053.17          | 8                | 2778.23       |                  |              | 8                | 2778.23      |  |  |  |  |  |
| 14            | Kasaragod          | 6                                | 2             | 4352.44          |               |                  | 2            | 4352.44          | 3               | 4127.86          | 1             | 1550.34          | 4            | 3483.48          | 5                | 4217.69          | 1             | 1550.34          | 6            | 3773.13          |              |  |  |  |  |  |
|               | <b>Kerala</b>      | <b>100</b>                       | <b>66</b>     | <b>4321.72</b>   | <b>16</b>     | <b>3383.44</b>   | <b>82</b>    | <b>4138.64</b>   | <b>8</b>        | <b>2644.92</b>   | <b>10</b>     | <b>1404.64</b>   | <b>18</b>    | <b>1955.88</b>   | <b>74</b>        | <b>4140.45</b>   | <b>26</b>     | <b>2622.36</b>   | <b>100</b>   | <b>3745.74</b>   |              |  |  |  |  |  |

Table 10 (iv)

ESTIMATED YIELD RATES OF HIGH YIELDING AND OTHER VARIETIES OF CROPS FOR IRRIGATED AND UNIRRIGATED CATEGORIES

STATE: KERALA

YEAR: 2022-23

SEASON: WINTER

CROP: PADDY

CENTRAL SAMPLE

| Sl No. | District           | No. of Expts. Checked at Harvest | HY Varieties |                  |               |                  |              |                  | Other Varieties |                  |               |                  |              |                  | Both HY & Others |                  |               |                  |              |                  |         |
|--------|--------------------|----------------------------------|--------------|------------------|---------------|------------------|--------------|------------------|-----------------|------------------|---------------|------------------|--------------|------------------|------------------|------------------|---------------|------------------|--------------|------------------|---------|
|        |                    |                                  | Irrigated    |                  | Un -Irrigated |                  | Total        |                  | Irrigated       |                  | Un -Irrigated |                  | Total        |                  | Irrigated        |                  | Un -Irrigated |                  | Total        |                  |         |
|        |                    |                                  | No. of Expts | Yield Rate Kg/Ha | No. of Expts  | Yield Rate Kg/Ha | No. of Expts | Yield Rate Kg/Ha | No. of Expts    | Yield Rate Kg/Ha | No. of Expts  | Yield Rate Kg/Ha | No. of Expts | Yield Rate Kg/Ha | No. of Expts     | Yield Rate Kg/Ha | No. of Expts  | Yield Rate Kg/Ha | No. of Expts | Yield Rate Kg/Ha |         |
| 1      | 2                  | 3                                | 4            | 5                | 6             | 7                | 8            | 9                | 10              | 11               | 12            | 13               | 14           | 15               | 16               | 17               | 18            | 19               | 20           | 21               |         |
| 1      | Thiruvananthapuram | 8                                | 8            | 3086.01          |               |                  | 8            | 3086.01          |                 |                  |               |                  |              |                  | 8                | 3086.01          |               |                  | 8            | 3086.01          |         |
| 2      | Kollam             | 6                                | 4            | 3694.20          | 2             | 2509.80          | 6            | 3299.40          |                 |                  |               |                  |              |                  | 4                | 3694.20          | 2             | 2509.80          | 6            | 3299.40          |         |
| 3      | Pathanamthitta     | 6                                | 6            | 5189.80          |               |                  | 6            | 5189.80          |                 |                  |               |                  |              |                  | 6                | 5189.80          |               |                  | 6            | 5189.80          |         |
| 4      | Alappuzha          | 8                                | 8            | 5796.68          |               |                  | 8            | 5796.68          |                 |                  |               |                  |              |                  | 8                | 5796.68          |               |                  | 8            | 5796.68          |         |
| 5      | Kottayam           | 8                                | 8            | 5209.34          |               |                  | 8            | 5209.34          |                 |                  |               |                  |              |                  | 8                | 5209.34          |               |                  | 8            | 5209.34          |         |
| 6      | Idukki             | 4                                | 4            | 3986.87          |               |                  | 4            | 3986.87          |                 |                  |               |                  |              |                  | 4                | 3986.87          |               |                  | 4            | 3986.87          |         |
| 7      | Ernakulam          | 10                               | 10           | 4376.56          |               |                  | 10           | 4376.56          |                 |                  |               |                  |              |                  | 10               | 4376.56          |               |                  | 10           | 4376.56          |         |
| 8      | Thrissur           | 8                                | 8            | 6095.29          |               |                  | 8            | 6095.29          |                 |                  |               |                  |              |                  | 8                | 6095.29          |               |                  | 8            | 6095.29          |         |
| 9      | Palakkad           | 10                               | 9            | 6237.71          |               |                  | 9            | 6237.71          | 1               | 2270.40          |               |                  |              | 1                | 2270.40          | 10               | 5840.98       |                  |              | 10               | 5840.98 |
| 10     | Malappuram         | 10                               | 5            | 3619.18          | 1             | 5102.72          | 6            | 3866.44          | 1               | 2600.14          | 3             | 1395.12          | 4            | 1696.37          | 6                | 3449.34          | 4             | 2322.02          | 10           | 2998.41          |         |
| 11     | Kozhikode          | 8                                |              |                  | 2             | 2492.71          | 2            | 2492.71          | 1               | 1309.00          | 5             | 895.36           | 6            | 964.30           | 1                | 1309.00          | 7             | 1351.74          | 8            | 1346.40          |         |
| 12     | Wayanad            |                                  |              |                  |               |                  |              |                  |                 |                  |               |                  |              |                  |                  |                  |               |                  |              |                  |         |
| 13     | Kannur             | 8                                | 6            | 4033.73          |               |                  | 6            | 4033.73          | 2               | 826.28           |               |                  |              | 2                | 826.28           | 8                | 3231.87       |                  |              | 8                | 3231.87 |
| 14     | Kasaragod          | 6                                | 2            | 2086.26          |               |                  | 2            | 2086.26          | 2               | 4526.61          | 2             | 1033.56          | 4            | 2780.09          | 4                | 3306.44          | 2             | 1033.56          | 6            | 2548.81          |         |
|        | <b>Kerala</b>      | <b>100</b>                       | <b>78</b>    | <b>4740.22</b>   | <b>5</b>      | <b>3021.55</b>   | <b>83</b>    | <b>4636.69</b>   | <b>7</b>        | <b>2412.19</b>   | <b>10</b>     | <b>1072.93</b>   | <b>17</b>    | <b>1624.39</b>   | <b>85</b>        | <b>4548.50</b>   | <b>15</b>     | <b>1722.47</b>   | <b>100</b>   | <b>4124.60</b>   |         |

Table 10(v)

ESTIMATED YIELD RATES OF HIGH YIELDING AND OTHER VARIETIES OF CROPS FOR IRRIGATED AND UNIRRIGATED CATEGORIES

STATE: KERALA

YEAR: 2022-23

SEASON: SUMMER

CROP: PADDY

STATE SAMPLE

| Sl. No. | District           | No.ofexpts.Checked at harvest | HY Varieties |                  |              |                  |              |                  | Other Varieties |                  |              |                  |              |                  | Both HY & Others |                  |              |                  |              |                  |
|---------|--------------------|-------------------------------|--------------|------------------|--------------|------------------|--------------|------------------|-----------------|------------------|--------------|------------------|--------------|------------------|------------------|------------------|--------------|------------------|--------------|------------------|
|         |                    |                               | Irrigated    |                  | UN-Irrigated |                  | Total        |                  | Irrigated       |                  | UN-Irrigated |                  | Total        |                  | Irrigated        |                  | UN-Irrigated |                  | Total        |                  |
|         |                    |                               | No. of Expts | Yield Rate Kg/Ha | No. of Expts | Yield Rate Kg/Ha | No. of Expts | Yield Rate Kg/Ha | No. of Expts    | Yield Rate Kg/Ha | No. of Expts | Yield Rate Kg/Ha | No. of Expts | Yield Rate Kg/Ha | No. of Expts     | Yield Rate Kg/Ha | No. of Expts | Yield Rate Kg/Ha | No. of Expts | Yield Rate Kg/Ha |
| 1       | 2                  | 3                             | 4            | 5                | 6            | 7                | 8            | 9                | 10              | 11               | 12           | 13               | 14           | 15               | 16               | 17               | 18           | 19               | 20           | 21               |
| 1       | Thiruvananthapuram | 8                             | 8            | 3316.90          |              |                  | 8            | 3316.90          |                 |                  |              |                  |              |                  | 8                | 3316.90          |              |                  | 8            | 3316.90          |
| 2       | Kollam             | 6                             | 6            | 3895.86          |              |                  | 6            | 3895.86          |                 |                  |              |                  |              |                  | 6                | 3895.86          |              |                  | 6            | 3895.86          |
| 3       | Pathanamthitta     | 6                             | 6            | 4305.57          |              |                  | 6            | 4305.57          |                 |                  |              |                  |              |                  | 6                | 4305.57          |              |                  | 6            | 4305.57          |
| 4       | Alappuzha          | 8                             | 8            | 4812.28          |              |                  | 8            | 4812.28          |                 |                  |              |                  |              |                  | 8                | 4812.28          |              |                  | 8            | 4812.28          |
| 5       | Kottayam           | 8                             | 8            | 5241.81          |              |                  | 8            | 5241.81          |                 |                  |              |                  |              |                  | 8                | 5241.81          |              |                  | 8            | 5241.81          |
| 6       | Idukki             | 4                             | 4            | 4316.13          |              |                  | 4            | 4316.13          |                 |                  |              |                  |              |                  | 4                | 4316.13          |              |                  | 4            | 4316.13          |
| 7       | Ernakulam          | 10                            | 10           | 4225.56          |              |                  | 10           | 4225.56          |                 |                  |              |                  |              |                  | 10               | 4225.56          |              |                  | 10           | 4225.56          |
| 8       | Thrissur           | 8                             | 8            | 5681.94          |              |                  | 8            | 5681.94          |                 |                  |              |                  |              |                  | 8                | 5681.94          |              |                  | 8            | 5681.94          |
| 9       | Palakkad           | 10                            | 10           | 5552.45          |              |                  | 10           | 5552.45          |                 |                  |              |                  |              |                  | 10               | 5552.45          |              |                  | 10           | 5552.45          |
| 10      | Malappuram         | 10                            | 10           | 5340.01          |              |                  | 10           | 5340.01          |                 |                  |              |                  |              |                  | 10               | 5340.01          |              |                  | 10           | 5340.01          |
| 11      | Kozhikode          | 8                             | 8            | 2670.48          |              |                  | 8            | 2670.48          |                 |                  |              |                  |              |                  | 8                | 2670.48          |              |                  | 8            | 2670.48          |
| 12      | Wayanad            |                               |              |                  |              |                  |              |                  |                 |                  |              |                  |              |                  |                  |                  |              |                  |              |                  |
| 13      | Kannur             |                               |              |                  |              |                  |              |                  |                 |                  |              |                  |              |                  |                  |                  |              |                  |              |                  |
| 14      | Kasaragod          | 14                            | 14           | 3531.46          |              |                  | 14           | 3531.46          |                 |                  |              |                  |              |                  | 14               | 3531.46          |              |                  | 14           | 3531.46          |
|         | <b>Kerala</b>      | <b>100</b>                    | <b>100</b>   | <b>4408.81</b>   |              |                  | <b>100</b>   | <b>4408.81</b>   |                 |                  |              |                  |              |                  | <b>100</b>       | <b>4408.81</b>   |              |                  | <b>100</b>   | <b>4408.81</b>   |



Table 10 (vi)

ESTIMATED YIELD RATES OF HIGH YIELDING AND OTHER VARIETIES OF CROPS FOR IRRIGATED AND UNIRRIGATED CATEGORIES

STATE: KERALA

YEAR: 2022-23

SEASON: SUMMER

CROP: PADDY

CENTRAL SAMPLE

| Sl. No | District           | No. of expts. Checked at harvest | HY Varieties |                  |              |                  |              |                  | Other Varieties |                  |              |                  |              |                  | Both HY & Others |                  |              |                  |              |                  |         |
|--------|--------------------|----------------------------------|--------------|------------------|--------------|------------------|--------------|------------------|-----------------|------------------|--------------|------------------|--------------|------------------|------------------|------------------|--------------|------------------|--------------|------------------|---------|
|        |                    |                                  | Irrigated    |                  | UN-Irrigated |                  | Total        |                  | Irrigated       |                  | UN-Irrigated |                  | Total        |                  | Irrigated        |                  | UN-Irrigated |                  | Total        |                  |         |
|        |                    |                                  | No. of Expts | Yield Rate Kg/Ha | No. of Expts | Yield Rate Kg/Ha | No. of Expts | Yield Rate Kg/Ha | No. of Expts    | Yield Rate Kg/Ha | No. of Expts | Yield Rate Kg/Ha | No. of Expts | Yield Rate Kg/Ha | No. of Expts     | Yield Rate Kg/Ha | No. of Expts | Yield Rate Kg/Ha | No. of Expts | Yield Rate Kg/Ha |         |
| 1      | 2                  | 3                                | 4            | 5                | 6            | 7                | 8            | 9                | 10              | 11               | 12           | 13               | 14           | 15               | 16               | 17               | 18           | 19               | 20           | 21               |         |
| 1      | Thiruvananthapuram | 8                                | 8            | 3159.99          |              |                  | 8            | 3159.99          |                 |                  |              |                  |              |                  | 8                | 3159.99          |              |                  | 8            | 3159.99          |         |
| 2      | Kollam             | 6                                | 6            | 5118.56          |              |                  | 6            | 5118.56          |                 |                  |              |                  |              |                  | 6                | 5118.56          |              |                  | 6            | 5118.56          |         |
| 3      | Pathanamthitta     | 6                                | 4            | 2938.73          | 2            | 402              | 6            | 2093.28          |                 |                  |              |                  |              |                  | 4                | 2938.73          | 2            | 402              | 6            | 2093.28          |         |
| 4      | Alappuzha          | 8                                | 8            | 6725.49          |              |                  | 8            | 6725.49          |                 |                  |              |                  |              |                  | 8                | 6725.49          |              |                  | 8            | 6725.49          |         |
| 5      | Kottayam           | 8                                | 7            | 3949.57          | 1            | 4347             | 8            | 3999.22          |                 |                  |              |                  |              |                  | 7                | 3949.57          | 1            | 4347             | 8            | 3999.22          |         |
| 6      | Idukki             | 4                                | 4            | 4705.85          |              |                  | 4            | 4705.85          |                 |                  |              |                  |              |                  | 4                | 4705.85          |              |                  | 4            | 4705.85          |         |
| 7      | Ernakulam          | 10                               | 10           | 3360.60          |              |                  | 10           | 3360.60          |                 |                  |              |                  |              |                  | 10               | 3360.60          |              |                  | 10           | 3360.60          |         |
| 8      | Thrissur           | 4                                | 8            | 4344.05          |              |                  | 8            | 4344.05          |                 |                  |              |                  |              |                  | 8                | 4344.05          |              |                  | 8            | 4344.05          |         |
| 9      | Palakkad           | 10                               | 10           | 5099.41          |              |                  | 10           | 5099.41          |                 |                  |              |                  |              |                  | 10               | 5099.41          |              |                  | 10           | 5099.41          |         |
| 10     | Malappuram         | 10                               | 10           | 6567.25          |              |                  | 10           | 6567.25          |                 |                  |              |                  |              |                  | 10               | 6567.25          |              |                  | 10           | 6567.25          |         |
| 11     | Kozhikode          | 8                                | 5            | 2578.91          | 3            | 2622             | 8            | 2595.09          |                 |                  |              |                  |              |                  | 5                | 2578.91          | 3            | 2622             | 8            | 2595.09          |         |
| 12     | Wayanad            |                                  |              |                  |              |                  |              |                  |                 |                  |              |                  |              |                  |                  |                  |              |                  |              |                  |         |
| 13     | Kannur             |                                  |              |                  |              |                  |              |                  |                 |                  |              |                  |              |                  |                  |                  |              |                  |              |                  |         |
| 14     | Kasaragod          | 14                               | 13           | 4324.26          |              |                  | 13           | 4324.26          | 1               | 3433.47          |              |                  |              | 1                | 3433.47          | 14               | 4260.64      |                  |              | 14               | 4260.64 |
|        | Kerala             | 96                               | 93           | 4539.30          | 6            | 2170             | 99           | 4395.69          | 1               | 3433.47          |              |                  |              | 1                | 3433.47          | 94               | 4527.54      | 6                | 2170         | 100              | 4386.07 |

Table 10 (vii)

**ESTIMATED YIELD RATES OF HIGH YIELDING AND OTHER VARIETIES OF CROPS FOR IRRIGATED AND UNIRRIGATED CATEGORIES**

STATE: KERALA      YEAR: 2022-23      SEASON: ANNUAL      CROP: BANANA      STATE SAMPLE

| Sl. No | District           | No. of expts. Checked at harvest | HY Varieties |                  |              |                  |              |                  | Other Varieties |                  |              |                  |              |                  | Both HY & Others |                  |              |                  |              |                  |
|--------|--------------------|----------------------------------|--------------|------------------|--------------|------------------|--------------|------------------|-----------------|------------------|--------------|------------------|--------------|------------------|------------------|------------------|--------------|------------------|--------------|------------------|
|        |                    |                                  | Irrigated    |                  | UN-Irrigated |                  | Total        |                  | Irrigated       |                  | UN-Irrigated |                  | Total        |                  | Irrigated        |                  | UN-Irrigated |                  | Total        |                  |
|        |                    |                                  | No. of Expts | Yield Rate Kg/Ha | No. of Expts | Yield Rate Kg/Ha | No. of Expts | Yield Rate Kg/Ha | No. of Expts    | Yield Rate Kg/Ha | No. of Expts | Yield Rate Kg/Ha | No. of Expts | Yield Rate Kg/Ha | No. of Expts     | Yield Rate Kg/Ha | No. of Expts | Yield Rate Kg/Ha | No. of Expts | Yield Rate Kg/Ha |
| 1      | 2                  | 3                                | 4            | 5                | 6            | 7                | 8            | 9                | 10              | 11               | 12           | 13               | 14           | 15               | 16               | 17               | 18           | 19               | 20           | 21               |
| 1      | Thiruvananthapuram | 4                                | 2            | 5900.00          |              |                  | 2            | 5900.00          | 2               | 11400.00         |              |                  | 2            | 11400.00         | 4                | 8650.00          |              |                  | 4            | 8650.00          |
| 2      | Kollam             | 4                                |              |                  |              |                  |              |                  |                 |                  | 4            | 13825            | 4            | 13825.00         |                  |                  | 4            | 13825            | 4            | 13825.00         |
| 3      | Pathanamthitta     |                                  |              |                  |              |                  |              |                  |                 |                  |              |                  |              |                  |                  |                  |              |                  |              |                  |
| 4      | Alappuzha          | 4                                |              |                  |              |                  |              |                  | 4               | 20183.33         |              |                  | 4            | 20183.33         | 4                | 20183.33         |              |                  | 4            | 20183.33         |
| 5      | Kottayam           | 4                                |              |                  |              |                  |              |                  | 2               | 15833.33         | 2            | 15183            | 4            | 15508.33         | 2                | 15833.33         | 2            | 15183            | 4            | 15508.33         |
| 6      | Idukki             |                                  |              |                  |              |                  |              |                  |                 |                  |              |                  |              |                  |                  |                  |              |                  |              |                  |
| 7      | Ernakulam          | 4                                |              |                  |              |                  |              |                  | 4               | 17066.67         |              |                  | 4            | 17066.67         | 4                | 17066.67         |              |                  | 4            | 17066.67         |
| 8      | Thrissur           | 6                                | 1            | 20800.00         |              |                  | 1            | 20800.00         | 4               | 20516.67         | 1            | 14700            | 5            | 19353.33         | 5                | 20573.33         | 1            | 14700            | 6            | 19594.44         |
| 9      | Palakkad           | 6                                | 1            | 16500.00         |              |                  | 1            | 16500.00         | 5               | 18780.00         |              |                  | 5            | 18780.00         | 6                | 18400.00         |              |                  | 6            | 18400.00         |
| 10     | Malappuram         | 6                                |              |                  |              |                  |              |                  | 5               | 17720.00         | 1            | 19133            | 6            | 17955.56         | 5                | 17720.00         | 1            | 19133            | 6            | 17955.56         |
| 11     | Kozhikode          | 4                                |              |                  |              |                  |              |                  | 2               | 13383.33         | 2            | 17400            | 4            | 15391.67         | 2                | 13383.33         | 2            | 17400            | 4            | 15391.67         |
| 12     | Wayanad            |                                  |              |                  |              |                  |              |                  |                 |                  |              |                  |              |                  |                  |                  |              |                  |              |                  |
| 13     | Kannur             | 4                                |              |                  |              |                  |              |                  | 4               | 20275.00         |              |                  | 4            | 20275.00         | 4                | 20275.00         |              |                  | 4            | 20275.00         |
| 14     | Kasaragod          | 4                                |              |                  |              |                  |              |                  | 2               | 16766.67         | 2            | 20333            | 4            | 18550.00         | 2                | 16766.67         | 2            | 20333            | 4            | 18550.00         |
|        | <b>Kerala</b>      | <b>50</b>                        | <b>4</b>     | <b>12275.00</b>  |              |                  | <b>4</b>     | <b>12275.00</b>  | <b>34</b>       | <b>17924.51</b>  | <b>12</b>    | <b>16247</b>     | <b>46</b>    | <b>17486.96</b>  | <b>38</b>        | <b>17329.82</b>  | <b>12</b>    | <b>16247</b>     | <b>50</b>    | <b>17070.00</b>  |

Table 10 (viii)

ESTIMATED YIELD RATES OF HIGH YIELDING AND OTHER VARIETIES OF CROPS FOR IRRIGATED AND UNIRRIGATED CATEGORIES

STATE: KERALA YEAR: 2022-23 SEASON: ANNUAL CROP: BANANA CENTRAL SAMPLE

| Sl. No | District           | No. of expts. Checked at harvest | HY Varieties |                  |              |                  |              |                  | Other Varieties |                  |              |                  |              |                  | Both HY & Others |                  |              |                  |              |                  |          |
|--------|--------------------|----------------------------------|--------------|------------------|--------------|------------------|--------------|------------------|-----------------|------------------|--------------|------------------|--------------|------------------|------------------|------------------|--------------|------------------|--------------|------------------|----------|
|        |                    |                                  | Irrigated    |                  | UN-Irrigated |                  | Total        |                  | Irrigated       |                  | UN-Irrigated |                  | Total        |                  | Irrigated        |                  | UN-Irrigated |                  | Total        |                  |          |
|        |                    |                                  | No. of Expts | Yield Rate Kg/Ha | No. of Expts | Yield Rate Kg/Ha | No. of Expts | Yield Rate Kg/Ha | No. of Expts    | Yield Rate Kg/Ha | No. of Expts | Yield Rate Kg/Ha | No. of Expts | Yield Rate Kg/Ha | No. of Expts     | Yield Rate Kg/Ha | No. of Expts | Yield Rate Kg/Ha | No. of Expts | Yield Rate Kg/Ha |          |
| 1      | 2                  | 3                                | 4            | 5                | 6            | 7                | 8            | 9                | 10              | 11               | 12           | 13               | 14           | 15               | 16               | 17               | 18           | 19               | 20           | 21               |          |
| 1      | Thiruvananthapuram | 4                                |              |                  |              |                  |              |                  | 4               | 12941.67         |              |                  |              | 4                | 12941.67         | 4                | 12941.67     |                  |              | 4                | 12941.67 |
| 2      | Kollam             | 4                                |              |                  |              |                  |              |                  | 4               | 9958.33          |              |                  |              | 4                | 9958.33          | 4                | 9958.33      |                  |              | 4                | 9958.33  |
| 3      | Pathanamthitta     |                                  |              |                  |              |                  |              |                  |                 |                  |              |                  |              |                  |                  |                  |              |                  |              |                  |          |
| 4      | Alappuzha          | 4                                | 1            | 14066.67         |              |                  | 1            | 14066.67         | 2               | 15733.33         | 1            | 8800.00          | 3            | 13422.22         | 3                | 15177.78         | 1            | 8800.00          | 4            | 13583.33         |          |
| 5      | Kottayam           | 4                                |              |                  |              |                  |              |                  |                 |                  | 4            | 18725.00         | 4            | 18725.00         |                  |                  | 4            | 18725.00         | 4            | 18725.00         |          |
| 6      | Idukki             |                                  |              |                  |              |                  |              |                  |                 |                  |              |                  |              |                  |                  |                  |              |                  |              |                  |          |
| 7      | Ernakulam          | 4                                |              |                  |              |                  |              |                  | 4               | 19533.33         |              |                  |              | 4                | 19533.33         | 4                | 19533.33     |                  |              | 4                | 19533.33 |
| 8      | Thrissur           | 6                                | 2            | 19243.33         |              |                  | 2            | 19243.33         | 4               | 13954.00         |              |                  |              | 4                | 13954.00         | 6                | 15717.11     |                  |              | 6                | 15717.11 |
| 9      | Palakkad           | 6                                | 1            | 23733.33         |              |                  | 1            | 23733.33         | 5               | 16026.67         |              |                  |              | 5                | 16026.67         | 6                | 17311.11     |                  |              | 6                | 17311.11 |
| 10     | Malappuram         | 6                                |              |                  |              |                  |              |                  | 4               | 18533.33         | 2            | 17550.00         | 6            | 18205.56         | 4                | 18533.33         | 2            | 17550.00         | 6            | 18205.56         |          |
| 11     | Kozhikode          | 4                                | 3            | 24488.89         |              |                  | 3            | 24488.89         | 1               | 19866.67         |              |                  |              | 1                | 19866.67         | 4                | 23333.33     |                  |              | 4                | 23333.33 |
| 12     | Wayanad            |                                  |              |                  |              |                  |              |                  |                 |                  |              |                  |              |                  |                  |                  |              |                  |              |                  |          |
| 13     | Kannur             | 4                                |              |                  |              |                  |              |                  | 4               | 14275.00         |              |                  |              | 4                | 14275.00         | 4                | 14275.00     |                  |              | 4                | 14275.00 |
| 14     | Kasaragod          | 4                                |              |                  |              |                  |              |                  | 3               | 22833.33         | 1            | 18300.00         | 4            | 21700.00         | 3                | 22833.33         | 1            | 18300.00         | 4            | 21700.00         |          |
|        | <b>Kerala</b>      | <b>50</b>                        | <b>7</b>     | <b>21393.33</b>  |              |                  | <b>7</b>     | <b>21393.33</b>  | <b>35</b>       | <b>15907.12</b>  | <b>8</b>     | <b>17137.50</b>  | <b>43</b>    | <b>16136.03</b>  | <b>42</b>        | <b>16821.49</b>  | <b>8</b>     | <b>17137.50</b>  | <b>50</b>    | <b>16872.05</b>  |          |

Table 10 (ix)

**ESTIMATED YIELD RATES OF HIGH YIELDING AND OTHER VARIETIES OF CROPS FOR IRRIGATED AND UNIRRIGATED CATEGORIES**

STATE: KERALA

YEAR: 2022-23

SEASON: ANNUAL

CROP:TAPIOCA

STATE SAMPLE

| Sl. No. | District           | No. of expts. checked at harvest | HY Varieties |                  |              |                  |              |                  | Other Varieties |                  |              |                  |              |                  | Both HY & Others |                  |              |                  |              |                  |
|---------|--------------------|----------------------------------|--------------|------------------|--------------|------------------|--------------|------------------|-----------------|------------------|--------------|------------------|--------------|------------------|------------------|------------------|--------------|------------------|--------------|------------------|
|         |                    |                                  | Irrigated    |                  | UN-Irrigated |                  | Total        |                  | Irrigated       |                  | UN-Irrigated |                  | Total        |                  | Irrigated        |                  | UN-Irrigated |                  | Total        |                  |
|         |                    |                                  | No. of Expts | Yield Rate Kg/Ha | No. of Expts | Yield Rate Kg/Ha | No. of Expts | Yield Rate Kg/Ha | No. of Expts    | Yield Rate Kg/Ha | No. of Expts | Yield Rate Kg/Ha | No. of Expts | Yield Rate Kg/Ha | No. of Expts     | Yield Rate Kg/Ha | No. of Expts | Yield Rate Kg/Ha | No. of Expts | Yield Rate Kg/Ha |
| 1       | 2                  | 3                                | 4            | 5                | 6            | 7                | 8            | 9                | 10              | 11               | 12           | 13               | 14           | 15               | 16               | 17               | 18           | 19               | 20           | 21               |
| 1       | Thiruvananthapuram | 4                                | 1            | 52500.00         |              |                  | 1            | 52500.00         |                 |                  | 3            | 23583.33         | 3            | 23583.33         | 1                | 52500.00         | 3            | 23583.33         | 4            | 30812.50         |
| 2       | Kollam             | 4                                |              |                  |              |                  |              |                  |                 |                  | 4            | 29906.25         | 4            | 29906.25         |                  |                  | 4            | 29906.25         | 4            | 29906.25         |
| 3       | Pathanamthitta     |                                  |              |                  |              |                  |              |                  |                 |                  |              |                  |              |                  |                  |                  |              |                  |              |                  |
| 4       | Alappuzha          |                                  |              |                  |              |                  |              |                  |                 |                  |              |                  |              |                  |                  |                  |              |                  |              |                  |
| 5       | Kottayam           | 4                                | 1            | 56250.00         | 3            | 22458.33         | 4            | 30906.25         |                 |                  |              |                  |              |                  | 1                | 56250.00         | 3            | 22458.33         | 4            | 30906.25         |
| 6       | Idukki             |                                  |              |                  |              |                  |              |                  |                 |                  |              |                  |              |                  |                  |                  |              |                  |              |                  |
| 7       | Ernakulam          | 4                                | 1            | 44005.00         |              |                  | 1            | 44005.00         | 1               | 88750.00         | 2            | 54127.50         | 3            | 65668.33         | 2                | 66377.50         | 2            | 54127.50         | 4            | 60252.50         |
| 8       | Thrissur           | 4                                | 2            | 52375.00         | 1            | 12250.00         | 3            | 39000.00         |                 |                  | 1            | 22000.00         | 1            | 22000.00         | 2                | 52375.00         | 2            | 17125.00         | 4            | 34750.00         |
| 9       | Palakkad           | 4                                | 1            | 70000.00         | 2            | 48437.50         | 3            | 55625.00         |                 |                  | 1            | 15500.00         | 1            | 15500.00         | 1                | 70000.00         | 3            | 37458.33         | 4            | 45593.75         |
| 10      | Malappuram         | 4                                |              |                  |              |                  |              |                  | 3               | 16583.33         | 1            | 31000.00         | 4            | 20187.50         | 3                | 16583.33         | 1            | 31000.00         | 4            | 20187.50         |
| 11      | Kozhikode          | 4                                |              |                  | 1            | 30250.00         | 1            | 30250.00         |                 |                  | 3            | 17875.00         | 3            | 17875.00         |                  |                  | 4            | 20968.75         | 4            | 20968.75         |
| 12      | Wayanad            |                                  |              |                  |              |                  |              |                  |                 |                  |              |                  |              |                  |                  |                  |              |                  |              |                  |
| 13      | Kannur             | 4                                | 1            | 62125.00         |              |                  | 1            | 62125.00         | 1               | 42750.00         | 2            | 23000.00         | 3            | 29583.33         | 2                | 52437.50         | 2            | 23000.00         | 4            | 37718.75         |
| 14      | Kasaragod          | 4                                |              |                  |              |                  |              |                  | 2               | 25562.50         | 2            | 26250.00         | 4            | 25906.25         | 2                | 25562.50         | 2            | 26250.00         | 4            | 25906.25         |
|         | <b>Kerala</b>      | <b>40</b>                        | <b>7</b>     | <b>55661.43</b>  | <b>7</b>     | <b>29535.71</b>  | <b>14</b>    | <b>42598.57</b>  | <b>7</b>        | <b>33196.43</b>  | <b>19</b>    | <b>27329.21</b>  | <b>26</b>    | <b>28908.85</b>  | <b>14</b>        | <b>44428.93</b>  | <b>26</b>    | <b>27923.27</b>  | <b>40</b>    | <b>33700.25</b>  |

Table 10 (x)

ESTIMATED YIELD RATES OF HIGH YIELDING AND OTHER VARIETIES OF CROPS FOR IRRIGATED AND UNIRRIGATED CATEGORIES

STATE: KERALA YEAR: 2022-23 SEASON: ANNUAL CROP:TAPIOCA CENTRAL SAMPLE

| Sl.No | District           | No.ofexpts.Check ed at harvest | HY Varieties |                  |              |                  |              |                  | Other Varieties |                  |              |                  |              |                  | Both HY & Others |                  |              |                  |              |                  |
|-------|--------------------|--------------------------------|--------------|------------------|--------------|------------------|--------------|------------------|-----------------|------------------|--------------|------------------|--------------|------------------|------------------|------------------|--------------|------------------|--------------|------------------|
|       |                    |                                | Irrigated    |                  | UN-Irrigated |                  | Total        |                  | Irrigated       |                  | UN-Irrigated |                  | Total        |                  | Irrigated        |                  | UN-Irrigated |                  | Total        |                  |
|       |                    |                                | No. of Expts | Yield Rate Kg/Ha | No. of Expts | Yield Rate Kg/Ha | No. of Expts | Yield Rate Kg/Ha | No. of Expts    | Yield Rate Kg/Ha | No. of Expts | Yield Rate Kg/Ha | No. of Expts | Yield Rate Kg/Ha | No. of Expts     | Yield Rate Kg/Ha | No. of Expts | Yield Rate Kg/Ha | No. of Expts | Yield Rate Kg/Ha |
| 1     | 2                  | 3                              | 4            | 5                | 6            | 7                | 8            | 9                | 10              | 11               | 12           | 13               | 14           | 15               | 16               | 17               | 18           | 19               | 20           | 21               |
| 1     | Thiruvananthapuram | 4                              |              |                  |              |                  |              |                  | 2               | 40750.00         | 2            | 27937.50         | 4            | 34343.75         | 2                | 40750.00         | 2            | 27937.50         | 4            | 34343.75         |
| 2     | Kollam             | 4                              |              |                  |              |                  |              |                  | 1               | 28500.00         | 3            | 25833.33         | 4            | 26500.00         | 1                | 28500.00         | 3            | 25833.33         | 4            | 26500.00         |
| 3     | Pathanamthitta     |                                |              |                  |              |                  |              |                  |                 |                  |              |                  |              |                  |                  |                  |              |                  |              |                  |
| 4     | Alappuzha          |                                |              |                  |              |                  |              |                  |                 |                  |              |                  |              |                  |                  |                  |              |                  |              |                  |
| 5     | Kottayam           | 4                              |              |                  | 3            | 59708.33         | 3            | 59708.33         |                 |                  | 1            | 31500.00         | 1            | 31500.00         |                  |                  | 4            | 52656.25         | 4            | 52656.25         |
| 6     | Idukki             |                                |              |                  |              |                  |              |                  |                 |                  |              |                  |              |                  |                  |                  |              |                  |              |                  |
| 7     | Ernakulam          | 4                              |              |                  | 1            | 19000.00         | 1            | 19000.00         | 1               | 31250.00         | 2            | 58937.50         | 3            | 49708.33         | 1                | 31250.00         | 3            | 45625.00         | 4            | 42031.25         |
| 8     | Thrissur           | 3                              |              |                  | 1            | 32750.00         | 1            | 32750.00         | 1               | 21500.00         | 1            | 21000.00         | 2            | 21250.00         | 1                | 21500.00         | 2            | 26875.00         | 3            | 25083.33         |
| 9     | Palakkad           | 4                              |              |                  | 1            | 26750.00         | 1            | 26750.00         | 2               | 35375.00         | 1            | 18250.00         | 3            | 29666.67         | 2                | 35375.00         | 2            | 22500.00         | 4            | 28937.50         |
| 10    | Malappuram         | 3                              |              |                  | 1            | 0.25             | 1            | 0.25             | 2               | 47000.00         | 1            | 8850.00          | 3            | 34283.33         | 2                | 47000.00         | 2            | 4425.13          | 4            | 25712.56         |
| 11    | Kozhikode          | 4                              |              |                  | 3            | 46750.00         | 3            | 46750.00         |                 |                  | 1            | 26250.00         | 1            | 26250.00         |                  |                  | 4            | 41625.00         | 4            | 41625.00         |
| 12    | Wayanad            |                                |              |                  |              |                  |              |                  |                 |                  |              |                  |              |                  |                  |                  |              |                  |              |                  |
| 13    | Kannur             | 4                              | 2            | 32750.00         |              |                  | 2            | 32750.00         |                 |                  | 2            | 66750.00         | 2            | 66750.00         | 2                | 32750.00         | 2            | 66750.00         | 4            | 49750.00         |
| 14    | Kasaragod          | 4                              |              |                  |              |                  |              |                  |                 |                  | 4            | 14993.75         | 4            | 14993.75         |                  |                  | 4            | 14993.75         | 4            | 14993.75         |
|       | Kerala             | 38                             | 2            | 32750.00         | 10           | 39787.53         | 12           | 38614.60         | 9               | 36388.89         | 18           | 30587.50         | 27           | 32521.30         | 11               | 35727.27         | 28           | 33873.22         | 39           | 34396.16         |

Table 10 (xi)

**ESTIMATED YIELD RATES OF HIGH YIELDING AND OTHER VARIETIES OF CROPS FOR IRRIGATED AND UNIRRIGATED CATEGORIES**

| STATE: KERALA |                    |                                  | YEAR: 2022-23 |                  |              |                  |              |                  | SEASON: PERENNIAL |                  |              |                  |              |                  | CROP: COCONUT    |                  |              |                  |              |                  | STATE SAMPLE |  |  |  |  |  |
|---------------|--------------------|----------------------------------|---------------|------------------|--------------|------------------|--------------|------------------|-------------------|------------------|--------------|------------------|--------------|------------------|------------------|------------------|--------------|------------------|--------------|------------------|--------------|--|--|--|--|--|
| Sl. No.       | District           | No. of expts. checked at harvest | HY Varieties  |                  |              |                  |              |                  | Other Varieties   |                  |              |                  |              |                  | Both HY & Others |                  |              |                  |              |                  |              |  |  |  |  |  |
|               |                    |                                  | Irrigated     |                  | UN-Irrigated |                  | Total        |                  | Irrigated         |                  | UN-Irrigated |                  | Total        |                  | Irrigated        |                  | UN-Irrigated |                  | Total        |                  |              |  |  |  |  |  |
|               |                    |                                  | No. of Expts  | Yield Rate Kg/Ha | No. of Expts | Yield Rate Kg/Ha | No. of Expts | Yield Rate Kg/Ha | No. of Expts      | Yield Rate Kg/Ha | No. of Expts | Yield Rate Kg/Ha | No. of Expts | Yield Rate Kg/Ha | No. of Expts     | Yield Rate Kg/Ha | No. of Expts | Yield Rate Kg/Ha | No. of Expts | Yield Rate Kg/Ha |              |  |  |  |  |  |
| 1             | 2                  | 3                                | 4             | 5                | 6            | 7                | 8            | 9                | 10                | 11               | 12           | 13               | 14           | 15               | 16               | 17               | 18           | 19               | 20           | 21               |              |  |  |  |  |  |
| 1             | Thiruvananthapuram | 4                                |               |                  |              |                  |              |                  | 2                 | 7559.10          | 2            | 6265.20          | 4            | 6912.15          | 2                | 7559.1           | 2            | 6265.2           | 4            | 6912.15          |              |  |  |  |  |  |
| 2             | Kollam             | 4                                |               |                  |              |                  |              |                  |                   |                  | 4            | 8925.00          | 4            | 8925             |                  |                  | 4            | 8925             | 4            | 8925             |              |  |  |  |  |  |
| 3             | Pathanamthitta     |                                  |               |                  |              |                  |              |                  |                   |                  |              |                  |              |                  |                  |                  |              |                  |              |                  |              |  |  |  |  |  |
| 4             | Alappuzha          | 4                                |               |                  |              |                  |              |                  |                   |                  | 4            | 5154.75          | 4            | 5154.75          |                  |                  | 4            | 5154.75          | 4            | 5154.75          |              |  |  |  |  |  |
| 5             | Kottayam           | 4                                |               |                  |              |                  |              |                  |                   |                  | 4            | 3391.90          | 4            | 3391.9           |                  |                  | 4            | 3391.9           | 4            | 3391.9           |              |  |  |  |  |  |
| 6             | Idukki             |                                  |               |                  |              |                  |              |                  |                   |                  |              |                  |              |                  |                  |                  |              |                  |              |                  |              |  |  |  |  |  |
| 7             | Ernakulam          | 4                                |               |                  |              |                  |              |                  |                   |                  | 4            | 8297.30          | 4            | 8297.3           |                  |                  | 4            | 8297.3           | 4            | 8297.3           |              |  |  |  |  |  |
| 8             | Thrissur           | 6                                |               |                  |              |                  |              |                  | 5                 | 7193.52          | 1            | 9558.40          | 6            | 7587.667         | 5                | 7193.52          | 1            | 9558.4           | 6            | 7587.667         |              |  |  |  |  |  |
| 9             | Palakkad           | 6                                |               |                  |              |                  |              |                  | 2                 | 11352.30         | 4            | 9349.65          | 6            | 10017.2          | 2                | 11352.3          | 4            | 9349.65          | 6            | 10017.2          |              |  |  |  |  |  |
| 10            | Malappuram         | 6                                |               |                  |              |                  |              |                  | 5                 | 10551.36         | 1            | 10811.20         | 6            | 10594.67         | 5                | 10551.36         | 1            | 10811.2          | 6            | 10594.67         |              |  |  |  |  |  |
| 11            | Kozhikode          | 4                                |               |                  |              |                  |              |                  |                   |                  | 4            | 12706.50         | 4            | 12706.5          |                  |                  | 4            | 12706.5          | 4            | 12706.5          |              |  |  |  |  |  |
| 12            | Wayanad            |                                  |               |                  |              |                  |              |                  |                   |                  |              |                  |              |                  |                  |                  |              |                  |              |                  |              |  |  |  |  |  |
| 13            | Kannur             | 4                                |               |                  |              |                  |              |                  | 3                 | 8694.00          | 1            | 8862.00          | 4            | 8736             | 3                | 8694             | 1            | 8862             | 4            | 8736             |              |  |  |  |  |  |
| 14            | Kasaragod          | 4                                |               |                  |              |                  |              |                  | 4                 | 12005.40         |              |                  | 4            | 12005.4          | 4                | 12005.4          |              |                  | 4            | 12005.4          |              |  |  |  |  |  |
|               | <b>Kerala</b>      | <b>50</b>                        |               |                  |              |                  |              |                  | <b>21</b>         | <b>9554.80</b>   | <b>29</b>    | <b>8036.63</b>   | <b>50</b>    | <b>8674.26</b>   | <b>21</b>        | <b>9554.8</b>    | <b>29</b>    | <b>8036.63</b>   | <b>50</b>    | <b>8674.26</b>   |              |  |  |  |  |  |

Table 10 (xii)

**ESTIMATED YIELD RATES OF HIGH YIELDING AND OTHER VARIETIES OF CROPS FOR IRRIGATED AND UNIRRIGATED CATEGORIES**

STATE: KERALA

YEAR: 2022-23

SEASON: PERENNIAL

CROP: COCONUT

CENTRAL SAMPLE

| Sl. No | District           | No. of expts. Checked at harvest | HY Varieties |                  |              |                  |              |                  | Other Varieties |                  |              |                  |              |                  | Both HY & Others |                  |              |                  |              |                  |
|--------|--------------------|----------------------------------|--------------|------------------|--------------|------------------|--------------|------------------|-----------------|------------------|--------------|------------------|--------------|------------------|------------------|------------------|--------------|------------------|--------------|------------------|
|        |                    |                                  | Irrigated    |                  | UN-Irrigated |                  | Total        |                  | Irrigated       |                  | UN-Irrigated |                  | Total        |                  | Irrigated        |                  | UN-Irrigated |                  | Total        |                  |
|        |                    |                                  | No. of Expts | Yield Rate Kg/Ha | No. of Expts | Yield Rate Kg/Ha | No. of Expts | Yield Rate Kg/Ha | No. of Expts    | Yield Rate Kg/Ha | No. of Expts | Yield Rate Kg/Ha | No. of Expts | Yield Rate Kg/Ha | No. of Expts     | Yield Rate Kg/Ha | No. of Expts | Yield Rate Kg/Ha | No. of Expts | Yield Rate Kg/Ha |
| 1      | 2                  | 3                                | 4            | 5                | 6            | 7                | 8            | 9                | 10              | 11               | 12           | 13               | 14           | 15               | 16               | 17               | 18           | 19               | 20           | 21               |
| 1      | Thiruvananthapuram | 4                                |              |                  |              |                  |              |                  |                 |                  | 4            | 5743.10          | 4            | 5743.1           |                  |                  | 4            | 5743.1           | 4            | 5743.1           |
| 2      | Kollam             | 4                                |              |                  |              |                  |              |                  | 1               | 5586.00          | 3            | 9156.00          | 4            | 8263.5           | 1                | 5586             | 3            | 9156             | 4            | 8263.5           |
| 3      | Pathanamthitta     |                                  |              |                  |              |                  |              |                  |                 |                  |              |                  |              |                  |                  |                  |              |                  |              |                  |
| 4      | Alappuzha          | 4                                |              |                  |              |                  |              |                  | 4               | 9882.90          |              |                  | 4            | 9882.9           | 4                | 9882.9           |              |                  | 4            | 9882.9           |
| 5      | Kottayam           | 4                                |              |                  |              |                  |              |                  |                 |                  | 4            | 10036.60         | 4            | 10036.6          |                  |                  | 4            | 10036.6          | 4            | 10036.6          |
| 6      | Idukki             |                                  |              |                  |              |                  |              |                  |                 |                  |              |                  |              |                  |                  |                  |              |                  |              |                  |
| 7      | Eranakulam         | 4                                |              |                  |              |                  |              |                  | 3               | 6883.07          | 1            | 5225.00          | 4            | 6468.55          | 3                | 6883.067         | 1            | 5225             | 4            | 6468.55          |
| 8      | Thrissur           | 6                                |              |                  |              |                  |              |                  | 4               | 5531.10          | 2            | 5809.20          | 6            | 5623.8           | 4                | 5531.1           | 2            | 5809.2           | 6            | 5623.8           |
| 9      | Palakkad           | 6                                |              |                  |              |                  |              |                  | 4               | 7027.05          | 2            | 6422.70          | 6            | 6825.6           | 4                | 7027.05          | 2            | 6422.7           | 6            | 6825.6           |
| 10     | Malappuram         | 6                                |              |                  |              |                  |              |                  |                 |                  | 6            | 14136.53         | 6            | 14136.53         |                  |                  | 6            | 14136.53         | 6            | 14136.53         |
| 11     | Kozhikode          | 4                                |              |                  |              |                  |              |                  |                 |                  | 4            | 9395.50          | 4            | 9395.5           |                  |                  | 4            | 9395.5           | 4            | 9395.5           |
| 12     | Wayanad            |                                  |              |                  |              |                  |              |                  |                 |                  |              |                  |              |                  |                  |                  |              |                  |              |                  |
| 13     | Kannur             | 4                                |              |                  |              |                  |              |                  | 1               | 9744.00          | 3            | 8876.00          | 4            | 9093             | 1                | 9744             | 3            | 8876             | 4            | 9093             |
| 14     | Kasaragod          | 4                                |              |                  |              |                  |              |                  | 3               | 10444.80         | 1            | 5997.60          | 4            | 9333             | 3                | 10444.8          | 1            | 5997.6           | 4            | 9333             |
|        | <b>Kerala</b>      | <b>50</b>                        |              |                  |              |                  |              |                  | <b>20</b>       | <b>7853.89</b>   | <b>30</b>    | <b>9176.75</b>   | <b>50</b>    | <b>8647.604</b>  | <b>20</b>        | <b>7853.89</b>   | <b>30</b>    | <b>9176.747</b>  | <b>50</b>    | <b>8647.604</b>  |

Table 10 (xiii)

ESTIMATED YIELD RATES OF HIGH YIELDING AND OTHER VARIETIES OF CROPS FOR IRRIGATED AND UNIRRIGATED CATEGORIES

STATE: KERALA

YEAR: 2022-23

SEASON: PERENNIAL

CROP: PEPPER

STATE SAMPLE

| Sl. No. | District           | No. of expts. Checked at harvest | HY Varieties |                  |              |                  |              |                  | Other Varieties |                  |              |                  |              |                  | Both HY & Others |                  |              |                  |              |                  |
|---------|--------------------|----------------------------------|--------------|------------------|--------------|------------------|--------------|------------------|-----------------|------------------|--------------|------------------|--------------|------------------|------------------|------------------|--------------|------------------|--------------|------------------|
|         |                    |                                  | Irrigated    |                  | UN-Irrigated |                  | Total        |                  | Irrigated       |                  | UN-Irrigated |                  | Total        |                  | Irrigated        |                  | UN-Irrigated |                  | Total        |                  |
|         |                    |                                  | No. of Expts | Yield Rate Kg/Ha | No. of Expts | Yield Rate Kg/Ha | No. of Expts | Yield Rate Kg/Ha | No. of Expts    | Yield Rate Kg/Ha | No. of Expts | Yield Rate Kg/Ha | No. of Expts | Yield Rate Kg/Ha | No. of Expts     | Yield Rate Kg/Ha | No. of Expts | Yield Rate Kg/Ha | No. of Expts | Yield Rate Kg/Ha |
| 1       | 2                  | 3                                | 4            | 5                | 6            | 7                | 8            | 9                | 10              | 11               | 12           | 13               | 14           | 15               | 16               | 17               | 18           | 19               | 20           | 21               |
| 1       | Thiruvananthapuram | 4                                |              |                  | 2            | 287.80           | 2            | 287.80           |                 |                  | 2            | 501.18           | 2            | 501.18           |                  |                  | 4            | 394.49           | 4            | 394.49           |
| 2       | Kollam             | 4                                |              |                  |              |                  |              |                  |                 |                  | 4            | 375.25           | 4            | 375.25           |                  |                  | 4            | 375.25           | 4            | 375.25           |
| 3       | Pathanamthitta     |                                  |              |                  |              |                  |              |                  |                 |                  |              |                  |              |                  |                  |                  |              |                  |              |                  |
| 4       | Alappuzha          |                                  |              |                  |              |                  |              |                  |                 |                  |              |                  |              |                  |                  |                  |              |                  |              |                  |
| 5       | Kottayam           | 4                                |              |                  |              |                  |              |                  |                 |                  | 4            | 187.35           | 4            | 187.35           |                  |                  | 4            | 187.35           | 4            | 187.35           |
| 6       | Idukki             |                                  |              |                  |              |                  |              |                  |                 |                  |              |                  |              |                  |                  |                  |              |                  |              |                  |
| 7       | Ernakulam          | 4                                |              |                  |              |                  |              |                  |                 |                  | 4            | 525.20           | 4            | 525.20           |                  |                  | 4            | 525.20           | 4            | 525.20           |
| 8       | Thrissur           | 4                                |              |                  |              |                  |              |                  | 1               | 206.78           | 3            | 451.93           | 4            | 390.64           | 1                | 206.78           | 3            | 451.93           | 4            | 390.64           |
| 9       | Palakkad           | 4                                | 1            | 1447.46          |              |                  | 1            | 1447.46          | 1               | 277.91           | 2            | 724.09           | 3            | 575.36           | 2                | 862.68           | 2            | 724.09           | 4            | 793.39           |
| 10      | Malappuram         | 4                                |              |                  |              |                  |              |                  | 3               | 440.20           | 1            | 250.04           | 4            | 392.66           | 3                | 440.20           | 1            | 250.04           | 4            | 392.66           |
| 11      | Kozhikode          | 4                                |              |                  |              |                  |              |                  |                 |                  | 4            | 216.95           | 4            | 216.95           |                  |                  | 4            | 216.95           | 4            | 216.95           |
| 12      | Wayanad            |                                  |              |                  |              |                  |              |                  |                 |                  |              |                  |              |                  |                  |                  |              |                  |              |                  |
| 13      | Kannur             | 4                                | 3            | 372.98           |              |                  | 3            | 372.98           |                 |                  | 1            | 264.71           | 1            | 264.71           | 3                | 372.98           | 1            | 264.71           | 4            | 345.92           |
| 14      | Kasaragod          | 4                                | 1            | 420.16           |              |                  | 1            | 420.16           | 1               | 180.38           | 2            | 435.56           | 3            | 350.50           | 2                | 300.27           | 2            | 435.56           | 4            | 367.91           |
|         | <b>Kerala</b>      | <b>40</b>                        | <b>5</b>     | <b>597.31</b>    | <b>2</b>     | <b>287.80</b>    | <b>7</b>     | <b>508.88</b>    | <b>6</b>        | <b>330.94</b>    | <b>27</b>    | <b>385.60</b>    | <b>33</b>    | <b>375.66</b>    | <b>11</b>        | <b>452.02</b>    | <b>29</b>    | <b>378.86</b>    | <b>40</b>    | <b>398.98</b>    |



Table 10 (xiv)

ESTIMATED YIELD RATES OF HIGH YIELDING AND OTHER VARIETIES OF CROPS FOR IRRIGATED AND UNIRRIGATED CATEGORIES

STATE: KERALA

YEAR: 2022-23

SEASON: PERENNIAL

CROP: PEPPER

CENTRAL SAMPLE

| Sl. No. | District           | No. of expts. checked at harvest | HY Varieties |                  |              |                  |              |                  | Other Varieties |                  |              |                  |              |                  | Both HY & Others |                  |              |                  |              |                  |
|---------|--------------------|----------------------------------|--------------|------------------|--------------|------------------|--------------|------------------|-----------------|------------------|--------------|------------------|--------------|------------------|------------------|------------------|--------------|------------------|--------------|------------------|
|         |                    |                                  | Irrigated    |                  | UN-Irrigated |                  | Total        |                  | Irrigated       |                  | UN-Irrigated |                  | Total        |                  | Irrigated        |                  | UN-Irrigated |                  | Total        |                  |
|         |                    |                                  | No. of Expts | Yield Rate Kg/Ha | No. of Expts | Yield Rate Kg/Ha | No. of Expts | Yield Rate Kg/Ha | No. of Expts    | Yield Rate Kg/Ha | No. of Expts | Yield Rate Kg/Ha | No. of Expts | Yield Rate Kg/Ha | No. of Expts     | Yield Rate Kg/Ha | No. of Expts | Yield Rate Kg/Ha | No. of Expts | Yield Rate Kg/Ha |
| 1       | 2                  | 3                                | 4            | 5                | 6            | 7                | 8            | 9                | 10              | 11               | 12           | 13               | 14           | 15               | 16               | 17               | 18           | 19               | 20           | 21               |
| 1       | Thiruvananthapuram | 4                                |              |                  | 4            | 586.33           | 4            | 586.33           |                 |                  |              |                  |              |                  |                  |                  | 4            | 586.33           | 4            | 586.33           |
| 2       | Kollam             | 4                                |              |                  |              |                  |              |                  |                 |                  | 4            | 337.12           | 4            | 337.12           |                  |                  | 4            | 337.12           | 4            | 337.12           |
| 3       | Pathanamthitta     |                                  |              |                  |              |                  |              |                  |                 |                  |              |                  |              |                  |                  |                  |              |                  |              |                  |
| 4       | Alappuzha          |                                  |              |                  |              |                  |              |                  |                 |                  |              |                  |              |                  |                  |                  |              |                  |              |                  |
| 5       | Kottayam           | 4                                |              |                  | 1            | 338.03           | 1            | 338.03           |                 |                  | 3            | 411.48           | 3            | 411.48           |                  |                  | 4            | 393.12           | 4            | 393.12           |
| 6       | Idukki             |                                  |              |                  |              |                  |              |                  |                 |                  |              |                  |              |                  |                  |                  |              |                  |              |                  |
| 7       | Ernakulam          | 4                                |              |                  | 2            | 316.40           | 2            | 316.40           | 1               | 1210.61          | 1            | 571.94           | 2            | 891.28           | 1                | 1210.61          | 3            | 401.58           | 4            | 603.84           |
| 8       | Thrissur           | 4                                |              |                  |              |                  |              |                  | 2               | 340.23           | 2            | 168.10           | 4            | 254.17           | 2                | 340.23           | 2            | 168.10           | 4            | 254.17           |
| 9       | Palakkad           | 4                                |              |                  |              |                  |              |                  | 2               | 106.69           | 2            | 339.13           | 4            | 222.91           | 2                | 106.69           | 2            | 339.13           | 4            | 222.91           |
| 10      | Malappuram         | 4                                | 1            | 577.08           | 1            | 481.75           | 2            | 529.41           |                 |                  | 2            | 215.21           | 2            | 215.21           | 1                | 577.08           | 3            | 304.06           | 4            | 372.31           |
| 11      | Kozhikode          | 4                                |              |                  |              |                  |              |                  | 1               | 309.44           | 3            | 490.55           | 4            | 445.27           | 1                | 309.44           | 3            | 490.55           | 4            | 445.27           |
| 12      | Wayanad            |                                  |              |                  |              |                  |              |                  |                 |                  |              |                  |              |                  |                  |                  |              |                  |              |                  |
| 13      | Kannur             | 4                                |              |                  | 2            | 763.69           | 2            | 763.69           |                 |                  | 2            | 74.06            | 2            | 74.06            |                  |                  | 4            | 418.87           | 4            | 418.87           |
| 14      | Kasaragod          | 4                                |              |                  |              |                  |              |                  | 4               | 231.53           |              |                  | 4            | 231.53           | 4                | 231.53           |              |                  | 4            | 231.53           |
|         | <b>Kerala</b>      | <b>40</b>                        | <b>1</b>     | <b>577.08</b>    | <b>10</b>    | <b>532.53</b>    | <b>11</b>    | <b>536.58</b>    | <b>10</b>       | <b>334.00</b>    | <b>19</b>    | <b>327.34</b>    | <b>29</b>    | <b>329.64</b>    | <b>11</b>        | <b>356.10</b>    | <b>29</b>    | <b>398.10</b>    | <b>40</b>    | <b>386.55</b>    |

Table 10 (xv)

ESTIMATED YIELD RATES OF HIGH YIELDING AND OTHER VARIETIES OF CROPS FOR IRRIGATED AND UNIRRIGATED CATEGORIES

STATE: KERALA

YEAR: 2022-23

SEASON: PERENNIAL

CROP: ARECANUT

STATE SAMPLE

| Sl. No. | District           | No. of expts. Checked at harvest | HY Varieties |                  |              |                  |              |                  | Other Varieties |                  |              |                  |              |                  | Both HY & Others |                  |              |                  |              |                  |
|---------|--------------------|----------------------------------|--------------|------------------|--------------|------------------|--------------|------------------|-----------------|------------------|--------------|------------------|--------------|------------------|------------------|------------------|--------------|------------------|--------------|------------------|
|         |                    |                                  | Irrigated    |                  | UN-Irrigated |                  | Total        |                  | Irrigated       |                  | UN-Irrigated |                  | Total        |                  | Irrigated        |                  | UN-Irrigated |                  | Total        |                  |
|         |                    |                                  | No. of Expts | Yield Rate Kg/Ha | No. of Expts | Yield Rate Kg/Ha | No. of Expts | Yield Rate Kg/Ha | No. of Expts    | Yield Rate Kg/Ha | No. of Expts | Yield Rate Kg/Ha | No. of Expts | Yield Rate Kg/Ha | No. of Expts     | Yield Rate Kg/Ha | No. of Expts | Yield Rate Kg/Ha | No. of Expts | Yield Rate Kg/Ha |
| 1       | 2                  | 3                                | 4            | 5                | 6            | 7                | 8            | 9                | 10              | 11               | 12           | 13               | 14           | 15               | 16               | 17               | 18           | 19               | 20           | 21               |
| 1       | Thiruvananthapuram | 4                                |              |                  | 1            | 695.18           | 1            | 695.1836         |                 |                  | 3            | 574.04           | 3            | 574.0371         |                  |                  | 4            | 604.3237         | 4            | 604.3237         |
| 2       | Kollam             | 4                                |              |                  |              |                  |              |                  |                 |                  | 4            | 924.14           | 4            | 924.139          |                  |                  | 4            | 924.139          | 4            | 924.139          |
| 3       | Pathanamthitta     |                                  |              |                  |              |                  |              |                  |                 |                  |              |                  |              |                  |                  |                  |              |                  |              |                  |
| 4       | Alappuzha          |                                  |              |                  |              |                  |              |                  |                 |                  |              |                  |              |                  |                  |                  |              |                  |              |                  |
| 5       | Kottayam           | 4                                |              |                  | 1            | 1436.03          | 1            | 1436.032         |                 |                  | 3            | 479.92           | 3            | 479.9247         |                  |                  | 4            | 718.9516         | 4            | 718.9516         |
| 6       | Idukki             |                                  |              |                  |              |                  |              |                  |                 |                  |              |                  |              |                  |                  |                  |              |                  |              |                  |
| 7       | Eranakulam         | 4                                |              |                  | 2            | 1477.00          | 2            | 1477.001         |                 |                  | 2            | 796.11           | 2            | 796.112          |                  |                  | 4            | 1136.556         | 4            | 1136.556         |
| 8       | Thrissur           | 4                                |              |                  |              |                  |              |                  | 1               | 496.97           | 3            | 519.36           | 4            | 513.7587         | 1                | 496.9692         | 3            | 519.3552         | 4            | 513.7587         |
| 9       | Palakkad           | 4                                | 2            | 1817.24          |              |                  | 2            | 1817.24          |                 |                  | 2            | 509.21           | 2            | 509.2105         | 2                | 1817.24          | 2            | 509.2105         | 4            | 1163.225         |
| 10      | Malappuram         | 4                                |              |                  |              |                  |              |                  | 2               | 654.82           | 2            | 714.25           | 4            | 684.5339         | 2                | 654.8222         | 2            | 714.2455         | 4            | 684.5339         |
| 11      | Kozhikode          | 4                                |              |                  |              |                  |              |                  |                 |                  | 4            | 1220.27          | 4            | 1220.269         |                  |                  | 4            | 1220.269         | 4            | 1220.269         |
| 12      | Wayanad            |                                  |              |                  |              |                  |              |                  |                 |                  |              |                  |              |                  |                  |                  |              |                  |              |                  |
| 13      | Kannur             | 4                                |              |                  |              |                  |              |                  | 2               | 944.96           | 2            | 381.43           | 4            | 663.1943         | 2                | 944.9633         | 2            | 381.4252         | 4            | 663.1943         |
| 14      | Kasaragod          | 4                                |              |                  |              |                  |              |                  | 4               | 956.06           |              |                  | 4            | 956.0608         | 4                | 956.0608         |              |                  | 4            | 956.0608         |
|         | Kerala             | 40                               | 2            | 1817.24          | 4            | 1271.30          | 6            | 1453.28          | 9               | 835.64           | 25           | 723.98           | 34           | 753.54           | 11               | 1014.11          | 29           | 799.475          | 40           | 858.501          |

Table 10 (xvi)

ESTIMATED YIELD RATES OF HIGH YIELDING AND OTHER VARIETIES OF CROPS FOR IRRIGATED AND UNIRRIGATED CATEGORIES

STATE: KERALA

YEAR: 2022-23

SEASON: PERENNIAL

CROP: ARECANUT

CENTRAL SAMPLE

| SL.No. | District           | No. of expts checked at harvest | HY varieties |                  |               |                  |               |                  | Other varieties |                  |               |                  |               |                  | Both Hy & Others |                  |               |                  |               |                  |
|--------|--------------------|---------------------------------|--------------|------------------|---------------|------------------|---------------|------------------|-----------------|------------------|---------------|------------------|---------------|------------------|------------------|------------------|---------------|------------------|---------------|------------------|
|        |                    |                                 | Irrigated    |                  | Un-irrigated  |                  | Total         |                  | Irrigated       |                  | Un-irrigated  |                  | Total         |                  | Irrigated        |                  | Un-irrigated  |                  | Total         |                  |
|        |                    |                                 | No. of expts | Yield rate Kg/Ha | No. of expts. | Yield rate Kg/Ha | No. of expts. | Yield rate Kg/Ha | No. of expts.   | Yield rate Kg/Ha | No. of expts. | Yield rate Kg/Ha | No. of expts. | Yield rate Kg/Ha | No. of expts.    | Yield rate Kg/Ha | No. of expts. | Yield rate Kg/Ha | No. of expts. | Yield rate Kg/Ha |
| 1      | 2                  | 3                               | 4            | 5                | 6             | 7                | 8             | 9                | 10              | 11               | 12            | 13               | 14            | 15               | 16               | 17               | 18            | 19               | 20            | 21               |
| 1      | Thiruvananthapuram | 4                               |              |                  | 1             | 433.17           | 1             | 433.1691         |                 |                  | 3             | 707.86           | 3             | 707.8617         |                  |                  | 4             | 639.1886         | 4             | 639.1886         |
| 2      | Kollam             | 4                               |              |                  | 1             | 1312.08          | 1             | 1312.077         |                 |                  | 3             | 878.31           | 3             | 878.3143         |                  |                  | 4             | 986.755          | 4             | 986.755          |
| 3      | Pathanamthitta     |                                 |              |                  |               |                  |               |                  |                 |                  |               |                  |               |                  |                  |                  |               |                  |               |                  |
| 4      | Alappuzha          |                                 |              |                  |               |                  |               |                  |                 |                  |               |                  |               |                  |                  |                  |               |                  |               |                  |
| 5      | Kottayam           | 4                               |              |                  | 1             | 816.13           | 1             | 816.1302         |                 |                  | 3             | 1112.75          | 3             | 1112.754         |                  |                  | 4             | 1038.598         | 4             | 1038.598         |
| 6      | Idukki             |                                 |              |                  |               |                  |               |                  |                 |                  |               |                  |               |                  |                  |                  |               |                  |               |                  |
| 7      | Eranakulam         | 4                               |              |                  |               |                  |               |                  | 1               | 740.15           | 3             | 636.02           | 4             | 662.0526         | 1                | 740.1533         | 3             | 636.019          | 4             | 662.0526         |
| 8      | Thrissur           | 4                               |              |                  |               |                  |               |                  | 3               | 590.99           | 1             | 702.92           | 4             | 618.9729         | 3                | 590.9904         | 1             | 702.9204         | 4             | 618.9729         |
| 9      | Palakkad           | 4                               |              |                  |               |                  |               |                  | 4               | 1476.94          |               |                  | 4             | 1476.941         | 4                | 1476.941         |               |                  | 4             | 1476.941         |
| 10     | Malappuram         | 4                               |              |                  |               |                  |               |                  |                 |                  | 4             | 1236.24          | 4             | 1236.239         |                  |                  | 4             | 1236.239         | 4             | 1236.239         |
| 11     | Kozhikode          | 4                               | 2            | 892.75           |               |                  | 2             | 892.751          |                 |                  | 2             | 740.61           | 2             | 740.6135         | 2                | 892.751          | 2             | 740.6135         | 4             | 816.6822         |
| 12     | Wayanad            |                                 |              |                  |               |                  |               |                  |                 |                  |               |                  |               |                  |                  |                  |               |                  |               |                  |
| 13     | Kannur             | 4                               |              |                  |               |                  |               |                  | 1               | 398.15           | 3             | 507.44           | 4             | 480.1132         | 1                | 398.1472         | 3             | 507.4352         | 4             | 480.1132         |
| 14     | Kasaragod          | 4                               |              |                  |               |                  |               |                  | 4               | 2095.59          |               |                  | 4             | 2095.588         | 4                | 2095.588         |               |                  | 4             | 2095.588         |
|        | Kerala             | 40                              | 2            | 892.75           | 3             | 853.79           | 5             | 869.376          | 13              | 1323.18          | 22            | 848.01           | 35            | 1024.5           | 15               | 1265.79          | 25            | 848.705          | 40            | 1005.11          |

**4.2) Crop-wise rate of application of fertilizers and differential yield rates according to inputs** for paddy during Autumn, Winter and Summer for State and Central samples and for the whole year crops Banana, Tapioca, Coconut, Pepper and Arecanut for State and Central samples are given in the Tables 11(i), 11(ii), 11(iii), 11(iv), 11(v), 11(vi), 11(vii), 11(viii), 11(ix), 11(x), 11(xi), 11(xii), 11(xiii), 11(xiv), 11(xv) & 11(xvi) respectively.

**Table 11 (i) - CROPWISE RATE OF APPLICATION OF FERTILIZERS AND DIFFERENTIAL YIELD RATES ACCORDING TO INPUTS**

STATE: KERALA      YEAR: 2022-23      SEASON:AUTUMN      CROP: PADDY      STATE SAMPLE

| Sl. No. | District           | Expts. Checked at harvest stage |                | Expts. Treated with Fertilizers only |                | Experiments with Fertilizers |           |           |                 |                |                     |                  |                  | Expts. Not Treated with Fertilizers |                |
|---------|--------------------|---------------------------------|----------------|--------------------------------------|----------------|------------------------------|-----------|-----------|-----------------|----------------|---------------------|------------------|------------------|-------------------------------------|----------------|
|         |                    | No.                             | Yield Rate     | No.                                  | Yield Rate     | No. of Experiments           |           |           |                 | Yield Rate     | Rate of Application |                  |                  | No.                                 | Yield Rate     |
|         |                    |                                 |                |                                      |                | N                            | P         | K         | Exclusive Total |                | N                   | P                | K                |                                     |                |
| 1       | 2                  | 3                               | 4              | 5                                    | 6              | 7                            | 8         | 9         | 10              | 11             | 12                  | 13               | 14               | 15                                  | 16             |
| 1       | Thiruvananthapuram | 8                               | 3231.39        | 1                                    | 6176.52        | 7                            | 5         | 7         | 7               | 3541.82        | 23.53               | 12.31            | 23.41            | 1                                   | 1058.32        |
| 2       | Kollam             | 6                               | 2819.96        |                                      |                | 4                            | 4         | 4         | 4               | 3518.41        | 26                  | 27               | 35               | 2                                   | 1423.07        |
| 3       | Pathanamthitta     | 6                               | 2071.80        | 4                                    | 2395.80        | 6                            | 6         | 6         | 6               | 2071.80        | 44.59               | 25.53            | 57.72            |                                     |                |
| 4       | Alappuzha          | 7                               | 3335.87        | 6                                    | 3360.19        | 6                            | 6         | 4         | 6               | 3360.19        | 52.5                | 24.33            | 69.25            | 2                                   | 1594.96        |
| 5       | Kottayam           | 8                               | 4076.07        | 8                                    | 4076.07        | 8                            | 8         | 8         | 8               | 4076.07        | 73.88               | 48.38            | 53.5             |                                     |                |
| 6       | Idukki             | 4                               | 2597.01        | 2                                    | 3358.95        | 4                            | 2         | 2         | 4               | 2597.01        | 18                  | 26               | 29.5             |                                     |                |
| 7       | Ernakulam          | 10                              | 2924.93        | 5                                    | 3060.83        | 10                           | 10        | 10        | 10              | 2924.93        | 47.86               | 22.17            | 28.59            |                                     |                |
| 8       | Thrissur           | 8                               | 2773.92        | 3                                    | 4026.12        | 6                            | 3         | 4         | 7               | 3012.07        | 27.83               | 16               | 60               | 1                                   | 1106.81        |
| 9       | Palakkad           | 10                              | 3180.93        | 4                                    | 3391.97        | 8                            | 8         | 6         | 8               | 3751.73        | 108.93              | 55.78            | 51.17            | 2                                   | 897.74         |
| 10      | Malappuram         | 10                              | 2540.94        | 6                                    | 1938.74        | 8                            | 8         | 6         | 8               | 2211.82        | 36.13               | 14.63            | 26.33            | 2                                   | 3857.41        |
| 11      | Kozhikode          | 8                               | 608.58         |                                      |                | 6                            | 5         | 1         | 6               | 495.36         | 25.85               | 17.4             | 36               | 2                                   | 948.24         |
| 12      | Wayanad            |                                 |                |                                      |                |                              |           |           |                 |                |                     |                  |                  |                                     |                |
| 13      | Kannur             | 8                               | 3202.94        | 1                                    | 5320.48        | 5                            | 5         | 4         | 5               | 4188.48        | 20.4                | 15               | 9.25             | 3                                   | 1560.38        |
| 14      | Kasaragod          | 6                               | 4896.02        | 1                                    | 5556.40        | 5                            | 5         | 3         | 5               | 5159.41        | 18.24               | 18.24            | 18.73            | 1                                   | 3579.09        |
|         | <b>Kerala</b>      | <b>99</b>                       | <b>2930.07</b> | <b>41</b>                            | <b>3383.10</b> | <b>83</b>                    | <b>75</b> | <b>65</b> | <b>84</b>       | <b>3121.53</b> | <b>40.287692</b>    | <b>24.828462</b> | <b>38.342308</b> | <b>16</b>                           | <b>1741.76</b> |

Table 11 (i)

## CROPWISE RATE OF APPLICATION OF FERTILIZERS AND DIFFERENTIAL YIELD RATES ACCORDING TO INPUTS

STATE: KERALA

YEAR: 2022-23

SEASON:AUTUMN

CROP: PADDY

STATE SAMPLE

| Sl. No. | District           | Expts.Treated with Manure only |                | Expts. Treated with Manure |                | Expts. Not Treated with Manure |                | Expts. Treated (both) with Fertilizers & Manure |                | Expts. Not Treated with Fertilizers & Manure |                | Expts. Treated with Fertilizers or Manure or Both |                |
|---------|--------------------|--------------------------------|----------------|----------------------------|----------------|--------------------------------|----------------|---|----------------|--|----------------|---|----------------|
|         |                    | No.                            | Yield Rate     | No.                        | Yield Rate     | No.                            | Yield Rate     | No.   | Yield Rate     | No.  | Yield Rate     | No.   | Yield Rate     |
| 1       | 2                  | 17                             | 18             | 19                         | 20             | 21                             | 22             | 23  | 24             | 25   | 26             | 27  | 28             |
| 1       | Thiruvananthapuram |                                |                | 6                          | 3102.71        | 2                              | 3617.42        | 6   | 3102.71        | 1  | 1058.32        | 7   | 3541.82        |
| 2       | Kollam             |                                |                | 4                          | 3518.41        | 2                              | 1423.07        | 4   | 3518.41        | 2  | 1423.07        | 4   | 3518.41        |
| 3       | Pathanamthitta     |                                |                | 2                          | 1423.80        | 4                              | 2395.80        | 2   | 1423.80        |  |                | 6   | 2071.80        |
| 4       | Alappuzha          | 2                              | 1594.96        | 2                          | 1594.96        | 6                              | 3360.19        |   |                |  |                | 8   | 2918.88        |
| 5       | Kottayam           |                                |                |                            |                | 8                              | 4076.07        |   |                |  |                | 8   | 4076.07        |
| 6       | Idukki             |                                |                | 2                          | 1835.06        | 2                              | 3358.95        | 2   | 1835.06        |  |                | 4   | 2597.01        |
| 7       | Ernakulam          |                                |                | 5                          | 2789.03        | 5                              | 3060.83        | 5   | 2789.03        |  |                | 10  | 2924.93        |
| 8       | Thrissur           | 1                              | 1106.81        | 5                          | 2022.60        | 3                              | 4026.12        | 4   | 2251.54        |  |                | 8   | 2773.92        |
| 9       | Palakkad           |                                |                | 4                          | 4111.48        | 6                              | 2560.56        | 4   | 4111.48        | 2  | 897.74         | 8   | 3751.73        |
| 10      | Malappuram         | 2                              | 3857.41        | 4                          | 3444.25        | 6                              | 1938.74        | 2   | 3031.09        |  |                | 10  | 2540.94        |
| 11      | Kozhikode          | 2                              | 948.24         | 8                          | 608.58         |                                |                | 6   | 495.36         |  |                | 8   | 608.58         |
| 12      | Wayanad            |                                |                |                            |                |                                |                |   |                |  |                |   |                |
| 13      | Kannur             | 2                              | 1769.88        | 6                          | 3193.61        | 2                              | 3230.93        | 4   | 3905.48        | 1  | 1141.39        | 7   | 3497.45        |
| 14      | Kasaragod          |                                |                | 4                          | 5060.16        | 2                              | 4567.74        | 4   | 5060.16        | 1  | 3579.09        | 5   | 5159.41        |
|         | <b>Kerala</b>      | <b>9</b>                       | <b>1938.64</b> | <b>52</b>                  | <b>2710.57</b> | <b>48</b>                      | <b>3106.82</b> | <b>43</b>                                       | <b>2872.13</b> | <b>7</b>                                     | <b>1488.63</b> | <b>93</b>   | <b>3007.06</b> |

Table 11 (ii)

**CROPWISE RATE OF APPLICATION OF FERTILIZERS AND DIFFERENTIAL YIELD RATES ACCORDING TO INPUTS**

STATE:KERALA

YEAR: 2022-23

SEASON:AUTUMN

CROP: PADDY

CENTRAL SAMPLE

| Sl. No. | District           | Expts. Checked at harvest stage |                | Expts. Treated with Fertilizers only |                | Experiments with Fertilizers |           |           |                 |                     |                |               |              | Expts. Not Treated with Fertilizers |                |
|---------|--------------------|---------------------------------|----------------|--------------------------------------|----------------|------------------------------|-----------|-----------|-----------------|---------------------|----------------|---------------|--------------|-------------------------------------|----------------|
|         |                    | No.                             | Yield Rate     | No.                                  | Yield Rate     | No. of Experiments           |           |           |                 | Rate of Application |                |               |              | No.                                 | Yield Rate     |
|         |                    |                                 |                |                                      |                | N                            | P         | K         | Exclusive Total | Yield Rate          | N              | P             | K            |                                     |                |
| 1       | 2                  | 3                               | 4              | 5                                    | 6              | 7                            | 8         | 9         | 10              | 11                  | 12             | 13            | 14           | 15                                  | 16             |
| 1       | Thiruvananthapuram | 8                               | 3403.86        | 2                                    | 3016.02        | 6                            | 5         | 5         | 6               | 3737.82             | 70.83          | 28.4          | 89.2         | 2                                   | 4803.96        |
| 2       | Kollam             | 6                               | 4400.11        | 2                                    | 3427.71        | 4                            | 4         |           | 4               | 3832.57             | 29.25          | 17.75         |              | 2                                   | 11070.40       |
| 3       | Pathanamthitta     | 6                               | 1876.81        | 3                                    | 3176.40        | 6                            | 4         | 6         | 6               | 1876.81             | 87.67          | 33.25         | 62.5         |                                     |                |
| 4       | Alappuzha          | 8                               | 4210.84        | 4                                    | 5816.39        | 6                            | 5         | 5         | 6               | 5254.97             | 68.07          | 45.86         | 35.86        | 2                                   | 2156.92        |
| 5       | Kottayam           | 8                               | 3657.46        | 7                                    | 4179.95        | 7                            | 6         | 7         | 7               | 4179.95             | 73.14          | 25.17         | 60.29        | 1                                   | 0.04           |
| 6       | Idukki             | 4                               | 2767.73        | 2                                    | 2233.70        | 4                            | 4         | 4         | 4               | 2767.73             | 46.75          | 32            | 19.5         |                                     |                |
| 7       | Ernakulam          | 10                              | 2753.88        | 2                                    | 2888.33        | 8                            | 8         | 8         | 8               | 2771.91             | 31.54          | 26.19         | 31.38        | 2                                   | 5363.52        |
| 8       | Thrissur           | 8                               | 2395.07        | 1                                    | 1327.48        | 8                            | 8         | 8         | 8               | 2395.07             | 48.25          | 29.75         | 38           |                                     |                |
| 9       | Palakkad           | 10                              | 3644.88        | 3                                    | 4090.11        | 9                            | 7         | 7         | 9               | 3802.18             | 59             | 38.14         | 53           | 1                                   | 2229.25        |
| 10      | Malappuram         | 10                              | 2051.16        | 1                                    | 3973.85        | 10                           | 7         | 8         | 10              | 2051.16             | 40.5           | 22.43         | 44.13        |                                     |                |
| 11      | Kozhikode          | 8                               | 438.05         |                                      |                | 2                            | 2         | 2         | 2               | 817.06              | 10             | 10            | 10           | 6                                   | 1870.25        |
| 12      | Wayanad            |                                 |                |                                      |                |                              |           |           |                 |                     |                |               |              |                                     |                |
| 13      | Kannur             | 8                               | 2927.98        |                                      |                | 3                            | 2         | 2         | 3               | 3282.10             | 26.33          | 31.5          | 18           | 5                                   | 13577.51       |
| 14      | Kasaragod          | 6                               | 2237.25        | 1                                    | 2770.54        | 6                            | 5         | 3         | 6               | 2237.25             | 22.17          | 24            | 26.67        |                                     |                |
|         | <b>Kerala</b>      | <b>100</b>                      | <b>2829.21</b> | <b>28</b>                            | <b>3768.86</b> | <b>79</b>                    | <b>67</b> | <b>65</b> | <b>79</b>       | <b>3061.38</b>      | <b>50.4014</b> | <b>28.788</b> | <b>44.85</b> | <b>21</b>                           | <b>6101.33</b> |

Table 11 (ii)

CROPWISE RATE OF APPLICATION OF FERTILIZERS AND DIFFERENTIAL YIELD RATES ACCORDING TO INPUTS

STATE:KERALA YEAR: 2022-23 SEASON:AUTUMN CROP: PADDY CENTRAL SAMPLE

| Sl. No. | District           | Expts.Treated with Manure only |            | Expts. Treated with Manure |            | Expts. Not Treated with Manure |            | Expts. Treated (both) with Fertilizers & Manure |            | Expts. Not Treated with Fertilizers & Manure |            | Expts. Treated with Fertilizers or Manure or Both |            |
|---------|--------------------|--------------------------------|------------|----------------------------|------------|--------------------------------|------------|---|------------|--|------------|---|------------|
|         |                    | No.                            | Yield Rate | No.                        | Yield Rate | No.                            | Yield Rate | No.   | Yield Rate | No.  | Yield Rate | No.   | Yield Rate |
| 1       | 2                  | 17                             | 18         | 19                         | 20         | 21                             | 22         | 23  | 24         | 25   | 26         | 27  | 28         |
| 1       | Thiruvananthapuram |                                |            | 4                          | 4098.72    | 4                              | 2709.00    | 4   | 4098.72    | 2  | 2401.98    | 6   | 3737.82    |
| 2       | Kollam             | 2                              | 11070.40   | 4                          | 4886.31    | 2                              | 3427.71    | 2   | 4237.42    |  |            | 6   | 4400.11    |
| 3       | Pathanamthitta     |                                |            | 3                          | 577.22     | 3                              | 3176.40    | 3   | 577.22     |  |            | 6   | 1876.81    |
| 4       | Alappuzha          | 1                              | 0.04       | 3                          | 2754.77    | 5                              | 5084.49    | 2   | 4132.13    | 1  | 2156.88    | 7   | 4504.26    |
| 5       | Kottayam           |                                |            |                            |            | 8                              | 3657.46    |   |            | 1  | 0.04       | 7   | 4179.95    |
| 6       | Idukki             |                                |            | 2                          | 3301.77    | 2                              | 2233.70    | 2   | 3301.77    |  |            | 4   | 2767.73    |
| 7       | Ernakulam          |                                |            | 6                          | 2733.10    | 4                              | 2785.04    | 6   | 2733.10    | 2  | 2681.76    | 8   | 2771.91    |
| 8       | Thrissur           |                                |            | 7                          | 2547.58    | 1                              | 1327.48    | 7   | 2547.58    |  |            | 8   | 2395.07    |
| 9       | Palakkad           |                                |            | 6                          | 3658.21    | 4                              | 3624.89    | 6   | 3658.21    | 1  | 2229.25    | 9   | 3802.18    |
| 10      | Malappuram         |                                |            | 9                          | 1837.52    | 1                              | 3973.85    | 9   | 1837.52    |  |            | 10  | 2051.16    |
| 11      | Kozhikode          | 6                              | 1870.25    | 8                          | 438.05     |                                |            | 2   | 817.06     |  |            | 8   | 438.05     |
| 12      | Wayanad            |                                |            |                            |            |                                |            |   |            |  |            |   |            |
| 13      | Kannur             | 4                              | 10922.69   | 7                          | 2967.00    | 1                              | 2654.82    | 3   | 3282.10    | 1  | 2654.82    | 7   | 2967.00    |
| 14      | Kasaragod          |                                |            | 5                          | 2130.59    | 1                              | 2770.54    | 5   | 2130.59    |  |            | 6   | 2237.25    |
|         | Kerala             | 13                             | 5927.16    | 64                         | 2502.88    | 36                             | 3409.35    | 51  | 2672.96    | 8  | 2151.06    | 92  | 2888.18    |

Table 11 (iii)

**CROPWISE RATE OF APPLICATION OF FERTILIZERS AND DIFFERENTIAL YIELD RATES ACCORDING TO INPUTS**

STATE: KERALA

YEAR: 2022-23

SEASON: WINTER

CROP: PADDY

STATE SAMPLE

| Sl. No. | District           | Expts. Checked at Harvest stage |                | Expts. Treated with Fertilizers only |                | Expts. With Fertilizers |           |           |                 |                |                     |               |               | Expts. Not treated with Fertilizers |                |
|---------|--------------------|---------------------------------|----------------|--------------------------------------|----------------|-------------------------|-----------|-----------|-----------------|----------------|---------------------|---------------|---------------|-------------------------------------|----------------|
|         |                    | No.                             | Yield Rate     | No.                                  | Yield Rate     | No. of Expts.           |           |           |                 | Yield Rate     | Rate of Application |               |               | No.                                 | Yield Rate     |
|         |                    |                                 |                |                                      |                | N                       | P         | K         | Exclusive Total |                | N                   | P             | K             |                                     |                |
| 1       | 2                  | 3                               | 4              | 5                                    | 6              | 7                       | 8         | 9         | 10              | 11             | 12                  | 13            | 14            | 15                                  | 16             |
| 1       | Thiruvananthapuram | 8                               | 4276.23        |                                      |                | 8                       | 8         | 7         | 8               | 4276.23        | 42.66               | 17.9          | 38.05         |                                     |                |
| 2       | Kollam             | 6                               | 3112.65        |                                      |                | 4                       | 3         | 1         | 4               | 3083.20        | 27.25               | 25            | 35            | 2                                   | 6343.12        |
| 3       | Pathanamthitta     | 6                               | 4995.76        | 2                                    | 4047.12        | 6                       | 6         | 6         | 6               | 4995.76        | 58.47               | 21.69         | 43.27         |                                     |                |
| 4       | Alappuzha          | 8                               | 3305.67        | 8                                    | 3305.67        | 8                       | 8         | 6         | 8               | 3305.67        | 88.88               | 41.63         | 48            |                                     |                |
| 5       | Kottayam           | 8                               | 2704.54        | 2                                    | 3720.96        | 8                       | 8         | 8         | 8               | 2704.54        | 58.63               | 28.63         | 40.88         |                                     |                |
| 6       | Idukki             | 4                               | 2525.42        | 3                                    | 3353.76        | 3                       | 2         | 2         | 3               | 3353.76        | 32                  | 18            | 46            | 1                                   | 40.39          |
| 7       | Ernakulam          | 10                              | 3837.89        | 4                                    | 4586.00        | 10                      | 10        | 10        | 10              | 3837.89        | 40.56               | 25.68         | 32.32         |                                     |                |
| 8       | Thrissur           | 8                               | 3800.83        | 3                                    | 4962.93        | 6                       | 6         | 6         | 6               | 4502.90        | 45.17               | 16.83         | 48.33         | 2                                   | 3389.20        |
| 9       | Palakkad           | 10                              | 5322.20        | 4                                    | 6404.42        | 8                       | 8         | 6         | 8               | 5499.10        | 77.38               | 39.25         | 46.5          | 2                                   | 9229.18        |
| 10      | Malappuram         | 10                              | 5634.01        | 5                                    | 5026.94        | 10                      | 9         | 9         | 10              | 5634.01        | 40.38               | 17.82         | 36.82         |                                     |                |
| 11      | Kozhikode          | 8                               | 1289.83        |                                      |                | 3                       | 3         | 2         | 3               | 2263.95        | 32.28               | 15.21         | 41.31         | 5                                   | 3526.82        |
| 12      | Wayanad            |                                 |                |                                      |                |                         |           |           |                 |                |                     |               |               |                                     |                |
| 13      | Kannur             | 8                               | 2778.23        | 1                                    | 567.84         | 7                       | 4         | 4         | 7               | 3084.64        | 40.89               | 22.8          | 38.1          | 1                                   | 633.36         |
| 14      | Kasaragod          | 6                               | 3773.13        | 2                                    | 4463.45        | 5                       | 5         | 4         | 5               | 4217.69        | 28.6                | 28.6          | 33.25         | 1                                   | 1550.34        |
|         | <b>Kerala</b>      | <b>100</b>                      | <b>3745.74</b> | <b>34</b>                            | <b>4280.08</b> | <b>86</b>               | <b>80</b> | <b>71</b> | <b>86</b>       | <b>4068.16</b> | <b>613.15</b>       | <b>319.04</b> | <b>527.83</b> | <b>14</b>                           | <b>4127.23</b> |



Table 11 (iii)

**CROPWISE RATE OF APPLICATION OF FERTILIZERS AND DIFFERENTIAL YIELD RATES ACCORDING TO INPUTS**

STATE: KERALA

YEAR: 2022-23

SEASON: WINTER

CROP: PADDY

STATE SAMPLE

| Sl.No.        | District           | Expts. Treated with manure only |                | Expts. Treated with manure |                | Expts. Not Treated with manure |                | Expts. Treated (both) with Fertilizers & Manure |                | Expts. Not Treated with Fertilizers & Manure |                | Expts. Treated with Fertilizers or Manure or both |                |
|---------------|--------------------|---------------------------------|----------------|----------------------------|----------------|--------------------------------|----------------|---|----------------|--|----------------|---|----------------|
|               |                    | No.                             | Yield Rate     | No.                        | Yield Rate     | No.                            | Yield Rate     | No.   | Yield Rate     | No.  | Yield Rate     | No.   | Yield Rate     |
| 1             | 2                  | 17                              | 18             | 19                         | 20             | 21                             | 22             | 23  | 24             | 25   | 26             | 27  | 28             |
| 1             | Thiruvananthapuram |                                 |                | 8                          | 4276.23        |                                |                | 8   | 4276.23        |  |                | 8   | 4276.23        |
| 2             | Kollam             | 2                               | 6343.12        | 6                          | 3112.65        |                                |                | 4   | 3083.20        |  |                | 6   | 3112.65        |
| 3             | Pathanamthitta     |                                 |                | 4                          | 5470.08        | 2                              | 4047.12        | 4   | 5470.08        |  |                | 6   | 4995.76        |
| 4             | Alappuzha          |                                 |                |                            |                | 8                              | 3305.67        |   |                |  |                | 8   | 3305.67        |
| 5             | Kottayam           |                                 |                | 6                          | 2365.73        | 2                              | 3720.96        | 6   | 2365.73        |  |                | 8   | 2704.54        |
| 6             | Idukki             | 1                               | 40.39          | 1                          | 40.39          | 3                              | 3353.76        |   |                |  |                | 4   | 2525.42        |
| 7             | Ernakulam          |                                 |                | 6                          | 3339.15        | 4                              | 4586.00        | 6   | 3339.15        |  |                | 10  | 3837.89        |
| 8             | Thrissur           | 2                               | 3389.20        | 5                          | 3103.56        | 3                              | 4962.93        | 3   | 4042.87        |  |                | 8   | 3800.83        |
| 9             | Palakkad           | 1                               | 3284.51        | 5                          | 4331.92        | 5                              | 6312.47        | 4   | 4593.78        | 1  | 5944.66        | 9   | 5253.03        |
| 10            | Malappuram         |                                 |                | 5                          | 6241.08        | 5                              | 5026.94        | 5   | 6241.08        |  |                | 10  | 5634.01        |
| 11            | Kozhikode          | 5                               | 3526.82        | 8                          | 1289.83        |                                |                | 3   | 2263.95        |  |                | 8   | 1289.83        |
| 12            | Wayanad            |                                 |                |                            |                |                                |                |   |                |  |                |   |                |
| 13            | Kannur             |                                 |                | 6                          | 3504.11        | 2                              | 600.60         | 6   | 3504.11        | 1  | 633.36         | 7   | 3084.64        |
| 14            | Kasaragod          | 1                               | 1550.34        | 4                          | 3427.97        | 2                              | 4463.45        | 3   | 4053.85        |  |                | 6   | 3773.13        |
| <b>Kerala</b> |                    | <b>12</b>                       | <b>3497.83</b> | <b>64</b>                  | <b>3476.15</b> | <b>36</b>                      | <b>4225.02</b> | <b>52</b>                                       | <b>3929.60</b> | <b>2</b>                                     | <b>3289.01</b> | <b>98</b>   | <b>3755.07</b> |

Table 11 (iv)

**CROPWISE RATE OF APPLICATION OF FERTILIZERS AND DIFFERENTIAL YIELD RATES ACCORDING TO INPUTS**  
**STATE: KERALA                      YEAR: 2022-23                      SEASON: WINTER                      CROP: PADDY                      CENTRAL SAMPLE**

| Sl. No. | District           | Expts. Checked at Harvest stage |                | Expts. Treated with Fertilizers only |                | Expts. With Fertilizers |           |           |                 |                     |                |              | Expts. Not treated with Fertilizers |            |                |
|---------|--------------------|---------------------------------|----------------|--------------------------------------|----------------|-------------------------|-----------|-----------|-----------------|---------------------|----------------|--------------|-------------------------------------|------------|----------------|
|         |                    | No.                             | Yield Rate     | No.                                  | Yield Rate     | No. of Expts.           |           |           |                 | Rate of Application |                |              | No.                                 | Yield Rate |                |
|         |                    |                                 |                |                                      |                | N                       | P         | K         | Exclusive Total | Yield Rate          | N              | P            |                                     |            | K              |
| 1       | 2                  | 3                               | 4              | 5                                    | 6              | 7                       | 8         | 9         | 10              | 11                  | 12             | 13           | 14                                  | 15         | 16             |
| 1       | Thiruvananthapuram | 8                               | 3086.01        | 2                                    | 2977.15        | 6                       | 2         | 6         | 6               | 3253.49             | 78.33          | 23.5         | 59                                  | 2          | 5167.19        |
| 2       | Kollam             | 6                               | 3299.40        |                                      |                | 5                       | 4         | 4         | 5               | 3763.01             | 21             | 9            | 19                                  | 1          | 981.36         |
| 3       | Pathanamthitta     | 6                               | 5189.80        | 4                                    | 5008.08        | 6                       | 6         | 6         | 6               | 5189.80             | 49             | 32.67        | 35.67                               |            |                |
| 4       | Alappuzha          | 8                               | 5796.68        | 8                                    | 5796.68        | 8                       | 8         | 7         | 8               | 5796.68             | 100.5          | 49.5         | 67                                  |            |                |
| 5       | Kottayam           | 8                               | 5209.34        | 6                                    | 5243.39        | 8                       | 8         | 8         | 8               | 5209.34             | 91.63          | 50.25        | 79.75                               |            |                |
| 6       | Idukki             | 4                               | 3986.87        | 1                                    | 4112.64        | 3                       | 2         | 2         | 3               | 3877.63             | 30.47          | 20.5         | 37.5                                | 1          | 4314.60        |
| 7       | Ernakulam          | 10                              | 4376.56        | 3                                    | 3636.18        | 10                      | 9         | 10        | 10              | 4376.56             | 52.5           | 35.96        | 40.6                                |            |                |
| 8       | Thrissur           | 8                               | 6095.29        | 2                                    | 6216.00        | 8                       | 8         | 8         | 8               | 6095.29             | 38.88          | 16.88        | 41.38                               |            |                |
| 9       | Palakkad           | 10                              | 5840.98        | 7                                    | 6273.87        | 10                      | 10        | 10        | 10              | 5840.98             | 68.8           | 28           | 48.3                                |            |                |
| 10      | Malappuram         | 10                              | 2998.41        | 2                                    | 3395.56        | 7                       | 3         | 5         | 7               | 3211.18             | 64.92          | 37.33        | 41.2                                | 3          | 7505.88        |
| 11      | Kozhikode          | 8                               | 1346.40        | 1                                    | 1039.72        | 1                       | 1         | 1         | 1               | 1039.72             | 23             | 23           | 23                                  | 7          | 9731.48        |
| 12      | Wayanad            |                                 |                |                                      |                |                         |           |           |                 |                     |                |              |                                     |            |                |
| 13      | Kannur             | 8                               | 3231.87        |                                      |                | 8                       | 7         | 7         | 8               | 3231.87             | 43.57          | 22.11        | 28.47                               |            |                |
| 14      | Kasaragod          | 6                               | 2548.81        | 2                                    | 4526.61        | 3                       | 3         | 1         | 3               | 3821.62             | 36.67          | 36.67        | 36                                  | 3          | 3828.00        |
|         | <b>Kerala</b>      | <b>100</b>                      | <b>4124.60</b> | <b>38</b>                            | <b>5054.60</b> | <b>83</b>               | <b>71</b> | <b>75</b> | <b>83</b>       | <b>4589.53</b>      | <b>59.7277</b> | <b>31.78</b> | <b>46.804</b>                       | <b>17</b>  | <b>6926.61</b> |

Table 11 (iv)

**CROPWISE RATE OF APPLICATION OF FERTILIZERS AND DIFFERENTIAL YIELD RATES ACCORDING TO INPUTS**

STATE: KERALA

YEAR: 2022-23

SEASON: WINTER

CROP: PADDY

CENTRAL SAMPLE

| Sl. No. | District           | Expts. Treated with manure only |                | Expts. Treated with manure |                | Expts. Not Treated with manure |                | Expts. Treated (both) with Fertilizers & Manure |                | Expts. Not Treated with Fertilizers & Manure |                | Expts. Treated with Fertilizers or Manure or both |                |
|---------|--------------------|---------------------------------|----------------|----------------------------|----------------|--------------------------------|----------------|---|----------------|--|----------------|---|----------------|
|         |                    | No.                             | Yield Rate     | No.                        | Yield Rate     | No.                            | Yield Rate     | No.   | Yield Rate     | No.  | Yield Rate     | No.   | Yield Rate     |
| 1       | 2                  | 17                              | 18             | 19                         | 20             | 21                             | 22             | 23  | 24             | 25   | 26             | 27  | 28             |
| 1       | Thiruvananthapuram | 2                               | 5167.19        | 6                          | 3122.30        | 2                              | 2977.15        | 4   | 3391.65        |  |                | 8   | 3086.01        |
| 2       | Kollam             | 1                               | 981.36         | 6                          | 3299.40        |                                |                | 5   | 3763.01        |  |                | 6   | 3299.40        |
| 3       | Pathanamthitta     |                                 |                | 2                          | 5553.24        | 4                              | 5008.08        | 2   | 5553.24        |  |                | 6   | 5189.80        |
| 4       | Alappuzha          |                                 |                |                            |                | 8                              | 5796.68        |   |                |  |                | 8   | 5796.68        |
| 5       | Kottayam           |                                 |                | 2                          | 5107.20        | 6                              | 5243.39        | 2   | 5107.20        |  |                | 8   | 5209.34        |
| 6       | Idukki             | 1                               | 4314.60        | 3                          | 3944.95        | 1                              | 4112.64        | 2   | 3760.13        |  |                | 4   | 3986.87        |
| 7       | Ernakulam          |                                 |                | 7                          | 4693.86        | 3                              | 3636.18        | 7   | 4693.86        |  |                | 10  | 4376.56        |
| 8       | Thrissur           |                                 |                | 6                          | 6055.05        | 2                              | 6216.00        | 6   | 6055.05        |  |                | 8   | 6095.29        |
| 9       | Palakkad           |                                 |                | 3                          | 4830.91        | 7                              | 6273.87        | 3   | 4830.91        |  |                | 10  | 5840.98        |
| 10      | Malappuram         | 3                               | 7505.88        | 8                          | 2899.12        | 2                              | 3395.56        | 5   | 3137.42        |  |                | 10  | 2998.41        |
| 11      | Kozhikode          | 5                               | 4876.96        | 5                          | 975.39         | 3                              | 1964.75        |   |                | 2  | 2427.26        | 6   | 986.11         |
| 12      | Wayanad            |                                 |                |                            |                |                                |                |   |                |  |                |   |                |
| 13      | Kannur             |                                 |                | 8                          | 3231.87        |                                |                | 8   | 3231.87        |  |                | 8   | 3231.87        |
| 14      | Kasaragod          | 2                               | 2564.76        | 3                          | 1658.80        | 3                              | 3438.82        | 1   | 2411.64        | 1  | 1263.24        | 5   | 2805.92        |
|         | <b>Kerala</b>      | <b>14</b>                       | <b>4833.02</b> | <b>59</b>                  | <b>3631.65</b> | <b>41</b>                      | <b>4833.96</b> | <b>45</b>                                       | <b>4196.81</b> | <b>3</b>                                     | <b>2039.25</b> | <b>97</b>   | <b>4189.09</b> |

Table 11(v)

**CROPWISE RATE OF APPLICATION OF FERTILIZERS AND DIFFERENTIAL YIELD RATES ACCORDING TO INPUTS**

STATE: KERALA

YEAR: 2022-23

SEASON: SUMMER

CROP: PADDY

STATE SAMPLE

| Sl. No. | District           | Expts. Checked at Harvest stage |                | Expts. Treated with Fertilizers only |                | Expts. With Fertilizers |           |           |                 |                |              |              |              | Expts. Not treated with Fertilizers |                |
|---------|--------------------|---------------------------------|----------------|--------------------------------------|----------------|-------------------------|-----------|-----------|-----------------|----------------|--------------|--------------|--------------|-------------------------------------|----------------|
|         |                    | No. of Expts.                   |                | Yield Rate                           |                | Rate of Application     |           |           | Yield Rate      |                | No.          |              | Yield Rate   |                                     |                |
|         |                    | No.                             | Yield Rate     | No.                                  | Yield Rate     | N                       | P         | K         | Exclusive Total | Yield Rate     | N            | P            | K            | No.                                 | Yield Rate     |
| 1       | 2                  | 3                               | 4              | 5                                    | 6              | 7                       | 8         | 9         | 10              | 11             | 12           | 13           | 14           | 15                                  | 16             |
| 1       | Thiruvananthapuram | 8                               | 3316.90        | 1                                    | 5333.16        | 5                       | 5         | 5         | 5               | 4230.25        | 46.43        | 12.02        | 42.99        | 3                                   | 1794.65        |
| 2       | Kollam             | 6                               | 3895.86        | 2                                    | 5104.27        | 6                       | 4         | 6         | 6               | 3895.86        | 33.17        | 19.5         | 32.00        |                                     |                |
| 3       | Pathanamthitta     | 6                               | 4305.57        | 5                                    | 4619.08        | 6                       | 6         | 5         | 6               | 4305.57        | 67.00        | 27.17        | 38.87        |                                     |                |
| 4       | Alappuzha          | 8                               | 4812.28        | 6                                    | 5043.87        | 8                       | 8         | 8         | 8               | 4812.28        | 79.63        | 33.75        | 50.13        |                                     |                |
| 5       | Kottayam           | 8                               | 5241.81        | 7                                    | 5167.10        | 8                       | 8         | 8         | 8               | 5241.81        | 83.25        | 44           | 53.50        |                                     |                |
| 6       | Idukki             | 4                               | 4316.13        | 2                                    | 6164.84        | 3                       | 3         | 3         | 3               | 5354.76        | 36.67        | 36.67        | 23.33        | 1                                   | 1200.27        |
| 7       | Ernakulam          | 10                              | 4225.56        | 7                                    | 4738.89        | 10                      | 10        | 10        | 10              | 4225.56        | 32.80        | 17.2         | 41.20        |                                     |                |
| 8       | Thrissur           | 8                               | 5681.94        | 5                                    | 4422.15        | 8                       | 8         | 7         | 8               | 5681.94        | 42.50        | 21.88        | 48.00        |                                     |                |
| 9       | Palakkad           | 10                              | 5552.45        | 9                                    | 5713.15        | 10                      | 10        | 10        | 10              | 5552.45        | 89.90        | 40.9         | 73.60        |                                     |                |
| 10      | Malappuram         | 10                              | 5340.01        | 5                                    | 6135.06        | 9                       | 8         | 9         | 9               | 5797.28        | 61.07        | 30.03        | 53.07        | 1                                   | 1224.60        |
| 11      | Kozhikode          | 8                               | 2670.48        |                                      |                | 6                       | 5         | 4         | 6               | 3258.47        | 33.99        | 26.18        | 27.62        | 2                                   | 906.50         |
| 12      | Wayanad            |                                 |                |                                      |                |                         |           |           |                 |                |              |              |              |                                     |                |
| 13      | Kannur             |                                 |                |                                      |                |                         |           |           |                 |                |              |              |              |                                     |                |
| 14      | Kasaragod          | 14                              | 3531.46        | 8                                    | 3348.69        | 11                      | 11        | 7         | 11              | 3604.52        | 32.95        | 27.09        | 20.29        | 3                                   | 3263.59        |
|         | <b>Kerala</b>      | <b>100</b>                      | <b>4408.81</b> | <b>57</b>                            | <b>4939.75</b> | <b>90</b>               | <b>86</b> | <b>82</b> | <b>90</b>       | <b>4682.98</b> | <b>54.77</b> | <b>28.58</b> | <b>45.30</b> | <b>10</b>                           | <b>1941.26</b> |

Table 11(v)

**CROPWISE RATE OF APPLICATION OF FERTILIZERS AND DIFFERENTIAL YIELD RATES ACCORDING TO INPUTS**

STATE: KERALA

YEAR: 2022-23

SEASON: SUMMER

CROP: PADDY

STATE SAMPLE

| Sl. No. | District           | Expts. Treated with manure only |                | Expts. Treated with manure |                | Expts. Not Treated with manure |                | Expts. Treated (both) with Fertilizers & Manure |                | Expts. not Treated with Fertilizers & Manure |                | Expts. Treated with Fertilizers or Manure or both |                |
|---------|--------------------|---------------------------------|----------------|----------------------------|----------------|--------------------------------|----------------|---|----------------|--|----------------|---|----------------|
|         |                    | No                              | Yield Rate     | No                         | Yield Rate     | No                             | Yield Rate     | No  | Yield Rate     | No   | Yield Rate     | No  | Yield Rate     |
| 1       | 2                  | 17                              | 18             | 19                         | 20             | 21                             | 22             | 23  | 24             | 25   | 26             | 27  | 28             |
| 1       | Thiruvananthapuram |                                 |                | 4                          | 3954.52        | 4                              | 2679.28        | 4   | 3954.52        | 3  | 1794.65        | 5   | 4230.25        |
| 2       | Kollam             |                                 |                | 4                          | 3291.66        | 2                              | 5104.27        | 4   | 3291.66        |  |                | 6   | 3895.86        |
| 3       | Pathanamthitta     |                                 |                | 1                          | 2738.00        | 5                              | 4619.08        | 1   | 2738.00        |  |                | 6   | 4305.57        |
| 4       | Alappuzha          |                                 |                | 2                          | 4117.49        | 6                              | 5043.87        | 2   | 4117.49        |  |                | 8   | 4812.28        |
| 5       | Kottayam           |                                 |                | 1                          | 5764.74        | 7                              | 5167.10        | 1   | 5764.74        |  |                | 8   | 5241.81        |
| 6       | Idukki             |                                 |                | 1                          | 3734.58        | 3                              | 4509.99        | 1   | 3734.58        | 1  | 1200.27        | 3   | 5354.76        |
| 7       | Ernakulam          |                                 |                | 3                          | 3027.80        | 7                              | 4738.89        | 3   | 3027.80        |  |                | 10  | 4225.56        |
| 8       | Thrissur           |                                 |                | 3                          | 7781.58        | 5                              | 4422.15        | 3   | 7781.58        |  |                | 8   | 5681.94        |
| 9       | Palakkad           |                                 |                | 1                          | 4106.19        | 9                              | 5713.15        | 1   | 4106.19        |  |                | 10  | 5552.45        |
| 10      | Malappuram         | 1                               | 1224.60        | 5                          | 4544.96        | 5                              | 6135.06        | 4   | 5375.05        |  |                | 10  | 5340.01        |
| 11      | Kozhikode          | 2                               | 906.50         | 8                          | 2670.48        |                                |                | 6   | 3258.47        |  |                | 8   | 2670.48        |
| 12      | Wayanad            |                                 |                |                            |                |                                |                |   |                |  |                |   |                |
| 13      | Kannur             |                                 |                |                            |                |                                |                |   |                |  |                |   |                |
| 14      | Kasaragod          | 2                               | 3439.22        | 5                          | 3947.73        | 9                              | 3300.20        | 3   | 4286.73        | 1  | 2912.32        | 13  | 3579.09        |
|         | <b>Kerala</b>      | <b>5</b>                        | <b>1983.21</b> | <b>38</b>                  | <b>3942.59</b> | <b>62</b>                      | <b>4694.55</b> | <b>33</b>                                       | <b>4239.47</b> | <b>5</b>                                     | <b>1899.31</b> | <b>95</b>   | <b>4540.89</b> |

Table 11(vi)

CROPWISE RATE OF APPLICATION OF FERTILIZERS AND DIFFERENTIAL YIELD RATES ACCORDING TO INPUTS  
 STATE: KERALA      YEAR: 2022-23      SEASON: SUMMER      CROP: PADDY      CENTRAL SAMPLE

| Sl. No | District           | Expts. Checked at Harvest stage |            | Expts. Treated with Fertilizers only |            | Expts. With Fertilizers |       |    |                 |                     |       |       | Expts. Not treated with Fertilizers |            |         |
|--------|--------------------|---------------------------------|------------|--------------------------------------|------------|-------------------------|-------|----|-----------------|---------------------|-------|-------|-------------------------------------|------------|---------|
|        |                    | No.                             | Yield Rate | No.                                  | Yield Rate | No. of Expts.           |       |    |                 | Rate of Application |       |       | No                                  | Yield Rate |         |
|        |                    |                                 |            |                                      |            | N                       | P     | K  | Exclusive Total | Yield Rate          | N     | P     |                                     |            | K       |
| 1      | 2                  | 3                               | 4          | 5                                    | 6          | 7                       | 8     | 9  | 10              | 11                  | 12    | 13    | 14                                  | 15         | 16      |
| 1      | Thiruvananthapuram | 8                               | 3159.99    | 1                                    | 1650.74    | 8                       | 8.00  | 5  | 8.00            | 3159.99             | 39.38 | 31    | 52.00                               |            |         |
| 2      | Kollam             | 6                               | 5118.56    | 1                                    | 4440.98    | 6                       | 6.00  | 6  | 6.00            | 5118.56             | 51.00 | 20.5  | 35.00                               |            |         |
| 3      | Pathanamthitta     | 6                               | 2093.28    | 4                                    | 2217.69    | 4                       | 4.00  | 4  | 4.00            | 2217.69             | 48.00 | 18    | 20.50                               | 2          | 1844.45 |
| 4      | Alappuzha          | 8                               | 6725.49    | 8                                    | 6725.49    | 8                       | 8.00  | 8  | 8.00            | 6725.49             | 59.88 | 29.25 | 27.00                               |            |         |
| 5      | Kottayam           | 8                               | 3999.22    | 7                                    | 3923.05    | 8                       | 8.00  | 8  | 8.00            | 3999.22             | 93.39 | 44.58 | 46.50                               |            |         |
| 6      | Idukki             | 4                               | 4705.85    | 1                                    | 5674.33    | 4                       | 4.00  | 1  | 4.00            | 4705.85             | 31.50 | 19.25 | 64.00                               |            |         |
| 7      | Ernakulam          | 10                              | 3360.60    | 6                                    | 2821.94    | 10                      | 10.00 | 10 | 10.00           | 3360.60             | 58.48 | 40.66 | 40.06                               |            |         |
| 8      | Thrissur           | 4                               | 8688.10    | 6                                    | 4950.16    | 8                       | 8.00  | 8  | 8.00            | 4344.05             | 71.75 | 40    | 46.63                               |            |         |
| 9      | Palakkad           | 10                              | 5099.41    | 10                                   | 5099.41    | 10                      | 10.00 | 10 | 10.00           | 5099.41             | 83.30 | 41.3  | 54.40                               |            |         |
| 10     | Malappuram         | 10                              | 6567.25    | 4                                    | 7250.57    | 9                       | 9.00  | 9  | 9.00            | 7041.97             | 72.22 | 37.67 | 50.78                               | 1          | 2294.71 |
| 11     | Kozhikode          | 8                               | 2595.09    | 2                                    | 1285.77    | 6                       | 6.00  | 3  | 6.00            | 2385.27             | 22.17 | 13.83 | 42.33                               | 2          | 3224.55 |
| 12     | Wayanad            |                                 |            |                                      |            |                         |       |    |                 |                     |       |       |                                     |            |         |
| 13     | Kannur             |                                 |            |                                      |            |                         |       |    |                 |                     |       |       |                                     |            |         |
| 14     | Kasaragod          | 14                              | 4260.64    |                                      |            | 14                      | 14.00 | 9  | 14.00           | 4260.64             | 35.00 | 32.57 | 35.11                               |            |         |
|        | <b>Kerala</b>      | 96                              | 4568.82    | 50                                   | 4622.05    | 95                      | 95.00 | 81 | 95.00           | 4486.04             | 57.16 | 32.93 | 42.24                               | 5          | 2486.54 |

Table 11(vi)  
CROPWISE RATE OF APPLICATION OF FERTILIZERS AND DIFFERENTIAL YIELD RATES ACCORDING TO INPUTS

STATE: KERALA

YEAR: 2022-23

SEASON: SUMMER

CROP: PADDY

CENTRAL SAMPLE

| Sl. No. | District           | Expts. Treated with manure only |            | Expts. Treated with manure |            | Expts. Not Treated with manure |            | Expts. Treated (both) with Fertilizers & Manure |            | Expts. Not Treated with Fertilizers & Manure |            | Expts. Treated with Fertilizers or Manure or both |            |
|---------|--------------------|---------------------------------|------------|----------------------------|------------|--------------------------------|------------|---|------------|--|------------|---|------------|
|         |                    | No.                             | Yield Rate | No.                        | Yield Rate | No.                            | Yield Rate | No.   | Yield Rate | No.  | Yield Rate | No.   | Yield Rate |
| 1       | 2                  | 17                              | 18         | 19                         | 20         | 21                             | 22         | 23  | 24         | 25   | 26         | 27  | 28         |
| 1       | Thiruvananthapuram | 7                               | 3375.60    | 1                          | 1650.74    | 7                              | 3375.60    |   |            | 8  | 3159.99    |   |            |
| 2       | Kollam             | 5                               | 5254.08    | 1                          | 4440.98    | 5                              | 5254.08    |   |            | 6  | 5118.56    |   |            |
| 3       | Pathanamthitta     | 2                               | 1844.45    | 4                          | 2217.69    |                                |            |   |            | 6  | 2093.28    | 2   | 1844.45    |
| 4       | Alappuzha          |                                 |            | 8                          | 6725.49    |                                |            |   |            | 8  | 6725.49    |   |            |
| 5       | Kottayam           | 1                               | 4532.35    | 7                          | 3923.05    | 1                              | 4532.35    |   |            | 8  | 3999.22    |   |            |
| 6       | Idukki             | 3                               | 4383.02    | 1                          | 5674.33    | 3                              | 4383.02    |   |            | 4  | 4705.85    |   |            |
| 7       | Ernakulam          | 4                               | 4168.58    | 6                          | 2821.94    | 4                              | 4168.58    |   |            | 10   | 3360.60    |   |            |
| 8       | Thrissur           | 2                               | 2525.72    | 6                          | 4950.16    | 2                              | 2525.72    |   |            | 8  | 4344.05    |   |            |
| 9       | Palakkad           |                                 |            | 10                         | 5099.41    |                                |            |   |            | 10   | 5099.41    |   |            |
| 10      | Malappuram         | 6                               | 6111.70    | 4                          | 7250.57    | 5                              | 6875.09    |   |            | 10   | 6567.25    | 1   | 2294.71    |
| 11      | Kozhikode          | 6                               | 3031.53    | 2                          | 1285.77    | 4                              | 2935.03    |   |            | 8  | 2595.09    | 2   | 3224.55    |
| 12      | Wayanad            |                                 |            |                            |            |                                |            |   |            |  |            |   |            |
| 13      | Kannur             |                                 |            |                            |            |                                |            |   |            |  |            |   |            |
| 14      | Kasaragod          | 14                              | 4260.64    |                            |            | 14                             | 4260.64    |   |            | 14   | 4260.64    |   |            |
|         | Kerala             | 50                              | 4150.08    | 50                         | 4622.05    | 45                             | 4334.92    |   |            | 100  | 4386.07    | 5   | 2486.54    |

Table 11 (vii)

**CROPWISE RATE OF APPLICATION OF FERTILIZERS AND DIFFERENTIAL YIELD RATES ACCORDING TO INPUTS**

STATE: KERALA

YEAR: 2022-23

SEASON: ANNUAL

CROP: BANANA

STATE SAMPLE

| Sl. No. | District           | Expts. Checked at Harvest stage |                 | Expts. Treated with Fertilizers only |                 | Expts. With Fertilizers |           |           |                 |                     |               |             | Expts. Not treated with Fertilizers |            |                 |
|---------|--------------------|---------------------------------|-----------------|--------------------------------------|-----------------|-------------------------|-----------|-----------|-----------------|---------------------|---------------|-------------|-------------------------------------|------------|-----------------|
|         |                    | No.                             | Yield Rate      | No.                                  | Yield Rate      | No. of Expts.           |           |           |                 | Rate of Application |               |             | No.                                 | Yield Rate |                 |
|         |                    |                                 |                 |                                      |                 | N                       | P         | K         | Exclusive Total | Yield Rate          | N             | P           |                                     |            | K               |
| 1       | 2                  | 3                               | 4               | 5                                    | 6               | 7                       | 8         | 9         | 10              | 11                  | 12            | 13          | 14                                  | 15         | 16              |
| 1       | Thiruvananthapuram | 4                               | 8650.00         |                                      |                 | 3                       | 2         | 1         | 3               | 7488.89             | 73.71         | 85          | 39.53                               | 1          | 12133.33        |
| 2       | Kollam             | 4                               | 13825.00        |                                      |                 | 2                       | 2         |           | 2               | 16466.67            | 75.00         | 32.5        |                                     | 2          | 11183.33        |
| 3       | Pathanamthitta     |                                 |                 |                                      |                 |                         |           |           |                 |                     |               |             |                                     |            |                 |
| 4       | Alappuzha          | 4                               | 20183.33        |                                      |                 | 4                       | 4         | 2         | 4               | 20183.33            | 87.50         | 55          | 103.00                              |            |                 |
| 5       | Kottayam           | 4                               | 15508.33        | 1                                    | 18133.33        | 2                       | 2         | 1         | 2               | 17916.67            | 249.00        | 180         | 180.00                              | 2          | 13100.00        |
| 6       | Idukki             |                                 |                 |                                      |                 |                         |           |           |                 |                     |               |             |                                     |            |                 |
| 7       | Ernakulam          | 4                               | 17066.67        | 2                                    | 12966.67        | 4                       | 4         | 4         | 4               | 17066.67            | 70.00         | 70          | 140.00                              |            |                 |
| 8       | Thrissur           | 6                               | 19594.44        | 2                                    | 22433.33        | 3                       | 3         | 2         | 3               | 19855.56            | 23.91         | 10.33       | 45.00                               | 3          | 19333.33        |
| 9       | Palakkad           | 6                               | 18400.00        |                                      |                 | 5                       | 4         | 3         | 5               | 18853.33            | 278.40        | 210         | 660.00                              | 1          | 16133.33        |
| 10      | Malappuram         | 6                               | 17955.56        |                                      |                 | 3                       | 1         |           | 3               | 16244.44            | 135.33        | 16          |                                     | 3          | 19666.67        |
| 11      | Kozhikode          | 4                               | 15391.67        |                                      |                 | 2                       | 2         | 2         | 2               | 13383.33            | 149.18        | 153.1       | 149.18                              | 2          | 17400.00        |
| 12      | Wayanad            |                                 |                 |                                      |                 |                         |           |           |                 |                     |               |             |                                     |            |                 |
| 13      | Kannur             | 4                               | 20275.00        |                                      |                 | 1                       |           | 1         | 1               | 18333.33            | 414.00        |             | 480.00                              | 3          | 20922.22        |
| 14      | Kasaragod          | 4                               | 18550.00        |                                      |                 | 1                       | 1         | 1         | 2               | 16766.67            | 140.00        | 140         | 240.00                              | 2          | 20333.33        |
|         | <b>Kerala</b>      | <b>50</b>                       | <b>17070.00</b> | <b>5</b>                             | <b>17786.67</b> | <b>30</b>               | <b>25</b> | <b>17</b> | <b>31</b>       | <b>16820.43</b>     | <b>140.71</b> | <b>97.1</b> | <b>239.64</b>                       | <b>19</b>  | <b>17477.19</b> |



Table 11 (vii)

**CROPWISE RATE OF APPLICATION OF FERTILIZERS AND DIFFERENTIAL YIELD RATES ACCORDING TO INPUTS**  
**STATE: KERALA                      YEAR: 2022-23                      SEASON: ANNUAL                      CROP: BANANA                      STATE SAMPLE**

| Sl. No. | District           | Expts. Treated with manure only |                 | Expts. Treated with manure |                 | Expts. Not Treated with manure |                 | Expts. Treated (both) with Fertilizers & Manure |                 | Expts. Not Treated with Fertilizers & Manure |                 | Expts. Treated with Fertilizers or Manure or both |                 |
|---------|--------------------|---------------------------------|-----------------|----------------------------|-----------------|--------------------------------|-----------------|---|-----------------|--|-----------------|---|-----------------|
|         |                    | No                              | Yield Rate      | No                         | Yield Rate      | No                             | Yield Rate      | No  | Yield Rate      | No   | Yield Rate      | No  | Yield Rate      |
| 1       | 2                  | 17                              | 18              | 19                         | 20              | 21                             | 22              | 23  | 24              | 25   | 26              | 27  | 28              |
| 1       | Thiruvananthapuram | 1                               | 12133.33        | 4                          | 8650.00         |                                |                 | 3   | 7488.89         |  |                 | 4   | 8650.00         |
| 2       | Kollam             | 2                               | 11183.33        | 4                          | 13825.00        |                                |                 | 2   | 16466.67        |  |                 | 4   | 13825.00        |
| 3       | Pathanamthitta     |                                 |                 |                            |                 |                                |                 |   |                 |  |                 |   |                 |
| 4       | Alappuzha          |                                 |                 | 4                          | 20183.33        |                                |                 | 4   | 11866.67        |  |                 | 4   | 20183.33        |
| 5       | Kottayam           | 2                               | 13100.00        | 3                          | 14633.33        | 1                              | 18133.33        | 1   | 17700.00        |  |                 | 4   | 15508.33        |
| 6       | Idukki             |                                 |                 |                            |                 |                                |                 |   |                 |  |                 |   |                 |
| 7       | Ernakulam          |                                 |                 | 2                          | 21166.67        | 2                              | 12966.67        | 2   | 21166.67        |  |                 | 4   | 17066.67        |
| 8       | Thrissur           | 3                               | 19333.33        | 4                          | 18175.00        | 2                              | 22433.33        | 1   | 14700.00        |  |                 | 6   | 19594.44        |
| 9       | Palakkad           | 1                               | 16133.33        | 6                          | 18400.00        |                                |                 | 5   | 18853.33        |  |                 | 6   | 18400.00        |
| 10      | Malappuram         | 3                               | 19666.67        | 6                          | 17955.56        |                                |                 | 3   | 16244.44        |  |                 | 6   | 17955.56        |
| 11      | Kozhikode          | 2                               | 17400.00        | 4                          | 15391.67        |                                |                 | 2   | 13383.33        |  |                 | 4   | 15391.67        |
| 12      | Wayanad            |                                 |                 |                            |                 |                                |                 |   |                 |  |                 |   |                 |
| 13      | Kannur             | 3                               | 20922.22        | 4                          | 20275.00        |                                |                 | 1   | 18333.33        |  |                 | 4   | 20275.00        |
| 14      | Kasaragod          | 1                               | 21166.67        | 3                          | 18233.33        | 1                              | 19500.00        | 2   | 16766.67        | 1  | 19500.00        | 3   | 18233.33        |
|         | <b>Kerala</b>      | <b>18</b>                       | <b>17364.81</b> | <b>44</b>                  | <b>16933.33</b> | <b>6</b>                       | <b>18072.22</b> | <b>26</b>                                       | <b>15355.13</b> | <b>1</b>                                     | <b>19500.00</b> | <b>49</b>   | <b>17020.41</b> |

Table 11 (viii)

CROPWISE RATE OF APPLICATION OF FERTILIZERS AND DIFFERENTIAL YIELD RATES ACCORDING TO INPUTS  
 STATE: KERALA      YEAR: 2022-23      SEASON: ANNUAL      CROP: BANANA      CENTRAL SAMPLE

| Sl. No. | District           | Expts. Checked at Harvest stage |                 | Expts. Treated with Fertilizers only |            | Expts. With Fertilizers |           |           |                 |                     |            |               | Expts. Not treated with Fertilizers |            |                 |
|---------|--------------------|---------------------------------|-----------------|--------------------------------------|------------|-------------------------|-----------|-----------|-----------------|---------------------|------------|---------------|-------------------------------------|------------|-----------------|
|         |                    | No                              | Yield Rate      | No.                                  | Yield Rate | No. of Expts.           |           |           |                 | Rate of Application |            |               | No.                                 | Yield Rate |                 |
|         |                    |                                 |                 |                                      |            | N                       | P         | K         | Exclusive Total | Yield Rate          | N          | P             |                                     |            | K               |
| 1       | 2                  | 3                               | 4               | 5                                    | 6          | 7                       | 8         | 9         | 10              | 11                  | 12         | 13            | 14                                  | 15         | 16              |
| 1       | Thiruvananthapuram | 4                               | 12941.67        |                                      |            | 2                       | 2         |           | 2               | 15016.67            | 6          | 6             |                                     | 2          | 10866.67        |
| 2       | Kollam             | 4                               | 9958.33         |                                      |            | 2                       | 2         | 1         | 2               | 8433.33             | 169        | 123           | 119.00                              | 2          | 11483.33        |
| 3       | Pathanamthitta     |                                 |                 |                                      |            |                         |           |           |                 |                     |            |               |                                     |            |                 |
| 4       | Alappuzha          | 4                               | 13583.33        |                                      |            |                         |           |           |                 |                     |            |               |                                     | 4          | 13583.33        |
| 5       | Kottayam           | 4                               | 18725.00        |                                      |            | 3                       | 3         | 3         | 3               | 18766.67            | 11         | 11            | 22.67                               | 1          | 18600.00        |
| 6       | Idukki             |                                 |                 |                                      |            |                         |           |           |                 |                     |            |               |                                     |            |                 |
| 7       | Eranakulam         | 4                               | 19533.33        |                                      |            | 4                       | 3         | 4         | 4               | 19533.33            | 166        | 107           | 310.25                              |            |                 |
| 8       | Thrissur           | 6                               | 15717.11        |                                      |            | 5                       | 5         | 4         | 5               | 17847.20            | 104        | 117           | 127.00                              | 1          | 5066.67         |
| 9       | Palakkad           | 6                               | 17311.11        |                                      |            | 4                       | 1         | 1         | 4               | 19316.67            | 89         | 25            | 78.00                               | 2          | 13300.00        |
| 10      | Malappuram         | 6                               | 18205.56        |                                      |            | 6                       | 6         | 5         | 6               | 18205.56            | 126        | 49.03         | 170.44                              |            |                 |
| 11      | Kozhikode          | 4                               | 23333.33        |                                      |            | 3                       | 3         | 3         | 3               | 20666.67            | 385        | 306           | 477.00                              | 1          | 31333.33        |
| 12      | Wayanad            |                                 |                 |                                      |            |                         |           |           |                 |                     |            |               |                                     |            |                 |
| 13      | Kannur             | 4                               | 14275.00        |                                      |            | 2                       | 2         | 1         | 2               | 15100.00            | 158        | 112.78        | 107.00                              | 2          | 13450.00        |
| 14      | Kasaragod          | 4                               | 21700.00        |                                      |            | 3                       | 2         | 2         | 3               | 22833.33            | 92         | 117           | 137.50                              | 1          | 18300.00        |
|         | <b>Kerala</b>      | <b>50</b>                       | <b>16872.05</b> |                                      |            | <b>34</b>               | <b>29</b> | <b>24</b> | <b>34</b>       | <b>18169.69</b>     | <b>130</b> | <b>99.785</b> | <b>194.97</b>                       | <b>16</b>  | <b>14114.58</b> |

Table 11 (viii)

**CROPWISE RATE OF APPLICATION OF FERTILIZERS AND DIFFERENTIAL YIELD RATES ACCORDING TO INPUTS**  
**STATE: KERALA      YEAR: 2022-23      SEASON: ANNUAL      CROP: BANANA      CENTRAL SAMPLE**

| Sl.No.        | District           | Expts. Treated with manure only |                 | Expts. Treated with manure |                 | Expts. Not Treated with manure |            | Expts. Treated (both) with Fertilizers & Manure |                 | Expts. Not Treated with Fertilizers & Manure |            | Expts. Treated with Fertilizers or Manure or both |                 |
|---------------|--------------------|---------------------------------|-----------------|----------------------------|-----------------|--------------------------------|------------|---|-----------------|--|------------|---|-----------------|
|               |                    | No.                             | Yield Rate      | No.                        | Yield Rate      | No.                            | Yield Rate | No.   | Yield Rate      | No.  | Yield Rate | No.   | Yield Rate      |
| 1             | 2                  | 17                              | 18              | 19                         | 20              | 21                             | 22         | 23  | 24              | 25   | 26         | 27  | 28              |
| 1             | Thiruvananthapuram | 2                               | 10866.67        | 4                          | 12941.67        |                                |            | 2   | 15016.67        |  |            | 4   | 12941.67        |
| 2             | Kollam             | 2                               | 11483.33        | 4                          | 9958.33         |                                |            | 2   | 8433.33         |  |            | 4   | 9958.33         |
| 3             | Pathanamthitta     |                                 |                 |                            |                 |                                |            |   |                 |  |            |   |                 |
| 4             | Alappuzha          | 4                               | 13583.33        | 4                          | 13583.33        |                                |            |   |                 |  |            | 4   | 13583.33        |
| 5             | Kottayam           | 1                               | 18600.00        | 4                          | 18725.00        |                                |            | 3   | 18766.67        |  |            | 4   | 18725.00        |
| 6             | Idukki             |                                 |                 |                            |                 |                                |            |   |                 |  |            |   |                 |
| 7             | Ernakulam          |                                 |                 | 4                          | 19533.33        |                                |            | 4   | 19533.33        |  |            | 4   | 19533.33        |
| 8             | Thrissur           | 1                               | 5066.67         | 6                          | 15717.11        |                                |            | 5   | 17847.20        |  |            | 6   | 15717.11        |
| 9             | Palakkad           | 2                               | 13300.00        | 6                          | 17311.11        |                                |            | 4   | 19316.67        |  |            | 6   | 17311.11        |
| 10            | Malappuram         |                                 |                 | 6                          | 18205.56        |                                |            | 6   | 18205.56        |  |            | 6   | 18205.56        |
| 11            | Kozhikode          | 1                               | 31333.33        | 4                          | 23333.33        |                                |            | 3   | 20666.67        |  |            | 4   | 23333.33        |
| 12            | Wayanad            |                                 |                 |                            |                 |                                |            |   |                 |  |            |   |                 |
| 13            | Kannur             | 2                               | 13450.00        | 4                          | 14275.00        |                                |            | 2   | 15100.00        |  |            | 4   | 14275.00        |
| 14            | Kasaragod          | 1                               | 18300.00        | 4                          | 21700.00        |                                |            | 3   | 22833.33        |  |            | 4   | 21700.00        |
| <b>Kerala</b> |                    | <b>16</b>                       | <b>14114.58</b> | <b>50</b>                  | <b>16872.05</b> |                                |            | <b>34</b>                                       | <b>18169.69</b> |  |            | <b>50</b>   | <b>16872.05</b> |

Table 11 (ix)

**CROPWISE RATE OF APPLICATION OF FERTILIZERS AND DIFFERENTIAL YIELD RATES ACCORDING TO INPUTS**

STATE: KERALA

YEAR: 2022-23

SEASON: ANNUAL

CROP: TAPIOCA

STATE SAMPLE

| Sl. No. | District           | Expts. Checked at Harvest stage |                 | Expts. Treated with Fertilizers only |                 | Expts. With Fertilizers |             |          |                 |                     |               |                 | Expts. Not treated with Fertilizers |            |                 |
|---------|--------------------|---------------------------------|-----------------|--------------------------------------|-----------------|-------------------------|-------------|----------|-----------------|---------------------|---------------|-----------------|-------------------------------------|------------|-----------------|
|         |                    | No.                             | Yield Rate      | No.                                  | Yield Rate      | No. of Expts.           |             |          |                 | Rate of Application |               |                 | No.                                 | Yield Rate |                 |
|         |                    |                                 |                 |                                      |                 | N                       | P           | K        | Exclusive Total | Yield Rate          | N             | P               |                                     |            | K               |
| 1       | 2                  | 3                               | 4               | 5                                    | 6               | 7                       | 8           | 9        | 10              | 11                  | 12            | 13              | 14                                  | 15         | 16              |
| 1       | Thiruvananthapuram | 4                               | 30812.50        |                                      |                 |                         |             |          |                 |                     |               |                 |                                     | 4          | 30812.50        |
| 2       | Kollam             | 4                               | 29906.25        |                                      |                 |                         |             |          |                 |                     |               |                 |                                     | 4          | 29906.25        |
| 3       | Pathanamthitta     |                                 |                 |                                      |                 |                         |             |          |                 |                     |               |                 |                                     |            |                 |
| 4       | Alappuzha          |                                 |                 |                                      |                 |                         |             |          |                 |                     |               |                 |                                     |            |                 |
| 5       | Kottayam           | 4                               | 30906.25        | 2                                    | 34812.50        | 4                       | 3.00        | 3        | 4.00            | 30906.25            | 129.25        | 134             | 192.00                              |            |                 |
| 6       | Idukki             |                                 |                 |                                      |                 |                         |             |          |                 |                     |               |                 |                                     |            |                 |
| 7       | Ernakulam          | 4                               | 60252.50        |                                      |                 | 1                       | 1.00        | 1        | 1.00            | 62000.00            | 22.44         | 6.8             | 6.60                                | 3          | 59670.00        |
| 8       | Thrissur           | 4                               | 34750.00        |                                      |                 | 1                       |             | 1        | 2.00            | 52375.00            | 500.00        |                 | 19.00                               | 2          | 17125.00        |
| 9       | Palakkad           | 4                               | 45593.75        | 1                                    | 41750.00        | 1                       | 1.00        | 1        | 1.00            | 41750.00            | 178.00        | 89              | 178.00                              | 3          | 46875.00        |
| 10      | Malappuram         | 4                               | 20187.50        |                                      |                 |                         |             |          |                 |                     |               |                 |                                     | 4          | 20187.50        |
| 11      | Kozhikode          | 4                               | 20968.75        |                                      |                 |                         |             |          |                 |                     |               |                 |                                     | 4          | 20968.75        |
| 12      | Wayanad            |                                 |                 |                                      |                 |                         |             |          |                 |                     |               |                 |                                     |            |                 |
| 13      | Kannur             | 4                               | 37718.75        |                                      |                 |                         |             |          |                 |                     |               |                 |                                     | 4          | 37718.75        |
| 14      | Kasaragod          | 4                               | 25906.25        | 1                                    | 29875.00        | 1                       | 1.00        | 1        | 1.00            | 29875.00            | 16.00         | 16              | 32.00                               | 3          | 24583.33        |
|         | <b>Kerala</b>      | <b>40</b>                       | <b>33700.25</b> | <b>4</b>                             | <b>35312.50</b> | <b>8</b>                | <b>6.00</b> | <b>7</b> | <b>9.00</b>     | <b>40222.22</b>     | <b>154.18</b> | <b>85.63333</b> | <b>115.94</b>                       | <b>31</b>  | <b>31806.77</b> |

Table 11(ix)

**CROPWISE RATE OF APPLICATION OF FERTILIZERS AND DIFFERENTIAL YIELD RATES ACCORDING TO INPUTS**  
**STATE: KERALA      YEAR: 2022-23      SEASON: ANNUAL      CROP:TAPIOCA      STATE SAMPLE**

| Sl.No         | District           | Expts. Treated with manure only |                 | Expts. Treated with manure |                 | Expts. Not Treated with manure |                 | Expts. Treated (both) with Fertilizers & Manure |                 | Expts. Not Treated with Fertilizers & Manure |                 | Expts. Treated with Fertilizers or Manure or both |                 |
|---------------|--------------------|---------------------------------|-----------------|----------------------------|-----------------|--------------------------------|-----------------|---|-----------------|--|-----------------|---|-----------------|
|               |                    | No                              | Yield Rate      | No                         | Yield Rate      | No                             | Yield Rate      | No  | Yield Rate      | No   | Yield Rate      | No  | Yield Rate      |
| 1             | 2                  | 17                              | 18              | 19                         | 20              | 21                             | 22              | 23  | 24              | 25   | 26              | 27  | 28              |
| 1             | Thiruvananthapuram | 4                               | 30812.50        | 4                          | 30812.50        |                                |                 |   |                 |  |                 | 4   | 30812.50        |
| 2             | Kollam             | 4                               | 29906.25        | 4                          | 29906.25        |                                |                 |   |                 |  |                 | 4   | 29906.25        |
| 3             | Pathanamthitta     |                                 |                 |                            |                 |                                |                 |   |                 |  |                 |   |                 |
| 4             | Alappuzha          |                                 |                 |                            |                 |                                |                 |   |                 |  |                 |   |                 |
| 5             | Kottayam           |                                 |                 | 2                          | 27000.00        | 2                              | 34812.50        | 2   | 27000.00        |  |                 | 4   | 30906.25        |
| 6             | Idukki             |                                 |                 |                            |                 |                                |                 |   |                 |  |                 |   |                 |
| 7             | Ernakulam          | 3                               | 59670.00        | 4                          | 60252.50        |                                |                 | 1   | 62000.00        |  |                 | 4   | 60252.50        |
| 8             | Thrissur           |                                 |                 | 2                          | 52375.00        | 2                              | 17125.00        | 2   | 52375.00        | 2.00   | 17125.00        | 2   | 52375.00        |
| 9             | Palakkad           | 3                               | 46875.00        | 3                          | 46875.00        | 1                              | 41750.00        |   |                 |  |                 | 4   | 45593.75        |
| 10            | Malappuram         | 3                               | 22875.00        | 3                          | 22875.00        | 1                              | 12125.00        |   |                 | 1.00   | 12125.00        | 3   | 22875.00        |
| 11            | Kozhikode          | 3                               | 26666.67        | 3                          | 26666.67        | 1                              | 3875.00         |   |                 | 1  | 3875.00         | 3   | 26666.67        |
| 12            | Wayanad            |                                 |                 |                            |                 |                                |                 |   |                 |  |                 |   |                 |
| 13            | Kannur             | 4                               | 37718.75        | 4                          | 37718.75        |                                |                 |   |                 |  |                 | 4   | 37718.75        |
| 14            | Kasaragod          | 2                               | 22375.00        | 2                          | 22375.00        | 2                              | 29437.50        |   |                 | 1.00   | 29000.00        | 3   | 24875.00        |
| <b>Kerala</b> |                    | <b>26</b>                       | <b>34875.38</b> | <b>31</b>                  | <b>36371.29</b> | <b>9</b>                       | <b>24500.00</b> | <b>5</b>  | <b>44150.00</b> | <b>5</b>                                     | <b>15850.00</b> | <b>35</b>   | <b>36250.29</b> |

Table 11 (x)

**CROPWISE RATE OF APPLICATION OF FERTILIZERS AND DIFFERENTIAL YIELD RATES ACCORDING TO INPUTS**

STATE: KERALA

YEAR: 2022-23

SEASON: ANNUAL

CROP: TAPIOCA

CENTRAL SAMPLE

| Sl. No. | District           | Expts. Checked at Harvest stage |                 | Expts. Treated with Fertilizers only |                 | Expts. With Fertilizers |           |           |                 |                     |               |                  | Expts. Not Treated with Fertilizers |            |                 |
|---------|--------------------|---------------------------------|-----------------|--------------------------------------|-----------------|-------------------------|-----------|-----------|-----------------|---------------------|---------------|------------------|-------------------------------------|------------|-----------------|
|         |                    | No.                             | Yield Rate      | No.                                  | Yield Rate      | No. of Expts.           |           |           |                 | Rate of Application |               |                  | No.                                 | Yield Rate |                 |
|         |                    |                                 |                 |                                      |                 | N                       | P         | K         | Exclusive Total | Yield Rate          | N             | P                |                                     |            | K               |
| 1       | 2                  | 3                               | 4               | 5                                    | 6               | 7                       | 8         | 9         | 10              | 11                  | 12            | 13               | 14                                  | 15         | 16              |
| 1       | Thiruvananthapuram | 4                               | 34343.75        |                                      |                 |                         |           |           |                 |                     |               |                  |                                     | 4          | 34343.75        |
| 2       | Kollam             | 4                               | 26500.00        |                                      |                 |                         |           |           |                 |                     |               |                  |                                     | 4          | 26500.00        |
| 3       | Pathanamthitta     |                                 |                 |                                      |                 |                         |           |           |                 |                     |               |                  |                                     |            |                 |
| 4       | Alappuzha          |                                 |                 |                                      |                 |                         |           |           |                 |                     |               |                  |                                     |            |                 |
| 5       | Kottayam           | 4                               | 52656.25        | 1                                    | 58750.00        | 3                       | 3         | 3         | 3.00            | 59708.33            | 146.67        | 124.67           | 197.33                              | 1          | 31500.00        |
| 6       | Idukki             |                                 |                 |                                      |                 |                         |           |           |                 |                     |               |                  |                                     |            |                 |
| 7       | Ernakulam          | 4                               | 42031.25        | 2                                    | 37000.00        | 3                       | 3         | 2         | 3.00            | 35083.33            | 30.67         | 30.67            | 40.50                               | 1          | 62875.00        |
| 8       | Thrissur           | 3                               | 25083.33        |                                      |                 | 1                       | 1         | 1         | 1.00            | 32750.00            | 102.00        | 102              | 102.00                              | 2          | 21250.00        |
| 9       | Palakkad           | 4                               | 28937.50        |                                      |                 |                         |           |           |                 |                     |               |                  |                                     | 4          | 28937.50        |
| 10      | Malappuram         | 3                               | 34283.42        |                                      |                 |                         |           |           |                 |                     |               |                  |                                     | 4          | 25712.56        |
| 11      | Kozhikode          | 4                               | 41625.00        |                                      |                 | 2                       | 2         | 2         | 2.00            | 42750.00            | 77.50         | 36               | 110.50                              | 2          | 40500.00        |
| 12      | Wayanad            |                                 |                 |                                      |                 |                         |           |           |                 |                     |               |                  |                                     |            |                 |
| 13      | Kannur             | 4                               | 49750.00        |                                      |                 | 3                       | 3         | 3         | 3.00            | 47166.67            | 183.33        | 183.33           | 227.67                              | 1          | 57500.00        |
| 14      | Kasaragod          | 4                               | 14993.75        |                                      |                 | 1                       |           |           | 1.00            | 19250.00            | 145.00        |                  |                                     | 3          | 13575.00        |
|         | <b>Kerala</b>      | <b>38</b>                       | <b>35301.32</b> | <b>3</b>                             | <b>44250.00</b> | <b>13</b>               | <b>12</b> | <b>11</b> | <b>13.00</b>    | <b>43336.54</b>     | <b>114.15</b> | <b>99.166667</b> | <b>152.64</b>                       | <b>26</b>  | <b>29925.97</b> |

Table 11 (x)

CROPWISE RATE OF APPLICATION OF FERTILIZERS AND DIFFERENTIAL YIELD RATES ACCORDING TO INPUTS

STATE: KERALA

YEAR: 2022-23

SEASON: ANNUAL

CROP:TAPIOCA

CENTRAL SAMPLE

| Sl.No. | District           | Expts. Treated with manure only |            | Expts. Treated with manure |            | Expts. Not Treated with manure |            | Expts. Treated (both) with Fertilizers & Manure |            | Expts. Not Treated with Fertilizers & Manure |            | Expts. Treated with Fertilizers or Manure or both |            |
|--------|--------------------|---------------------------------|------------|----------------------------|------------|--------------------------------|------------|---|------------|--|------------|---|------------|
|        |                    | No                              | Yield Rate | No                         | Yield Rate | No                             | Yield Rate | No  | Yield Rate | No   | Yield Rate | No  | Yield Rate |
| 1      | 2                  | 17                              | 18         | 19                         | 20         | 21                             | 22         | 23  | 24         | 25   | 26         | 27  | 28         |
| 1      | Thiruvananthapuram | 3                               | 37250.00   | 3                          | 37250.00   | 1                              | 25625.00   |   |            | 1  | 25625.00   | 3   | 37250.00   |
| 2      | Kollam             | 4                               | 26500.00   | 4                          | 26500.00   |                                |            |   |            |  |            | 4   | 26500.00   |
| 3      | Pathanamthitta     |                                 |            |                            |            |                                |            |   |            |  |            |   |            |
| 4      | Alappuzha          |                                 |            |                            |            |                                |            |   |            |  |            |   |            |
| 5      | Kottayam           |                                 |            | 2                          | 60187.50   | 2                              | 45125.00   | 2   | 60187.50   | 1  | 31500.00   | 3   | 59708.33   |
| 6      | Idukki             |                                 |            |                            |            |                                |            |   |            |  |            |   |            |
| 7      | Ernakulam          | 1                               | 62875.00   | 2                          | 47062.50   | 2                              | 37000.00   | 1   | 31250.00   |  |            | 4   | 42031.25   |
| 8      | Thrissur           | 2                               | 21250.00   | 3                          | 25083.33   |                                |            | 1   | 32750.00   |  |            | 3   | 25083.33   |
| 9      | Palakkad           | 3                               | 29666.67   | 3                          | 29666.67   | 1                              | 26750.00   |   |            | 1  | 26750.00   | 3   | 29666.67   |
| 10     | Malappuram         | 4                               | 25712.56   | 4                          | 25712.56   |                                |            |   |            |  |            | 4   | 25712.56   |
| 11     | Kozhikode          | 2                               | 40500.00   | 4                          | 41625.00   |                                |            | 2   | 42750.00   |  |            | 4   | 41625.00   |
| 12     | Wayanad            |                                 |            |                            |            |                                |            |   |            |  |            |   |            |
| 13     | Kannur             | 1                               | 57500.00   | 4                          | 49750.00   |                                |            | 3   | 47166.67   |  |            | 4   | 49750.00   |
| 14     | Kasaragod          | 2                               | 12612.50   | 3                          | 14825.00   | 1                              | 15500.00   | 1   | 19250.00   | 1  | 15500.00   | 3   | 14825.00   |
| Kerala |                    | 22                              | 30850.01   | 32                         | 34666.41   | 7                              | 33160.71   | 10  | 43062.50   | 4  | 24843.75   | 35  | 35487.86   |

Table 11 (xi)

**CROPWISE RATE OF APPLICATION OF FERTILIZERS AND DIFFERENTIAL YIELD RATES ACCORDING TO INPUTS**  
**STATE: KERALA      YEAR: 2022-23      SEASON: PERENNIAL      CROP: COCONUT      STATE SAMPLE**

| Sl. No. | District           | Expts. Checked at Harvest stage |                     | Expts. Treated with Fertilizers only |                | Expts. With Fertilizers |             |          |                 |                     |              |           | Expts. Not treated with Fertilizers |            |                |
|---------|--------------------|---------------------------------|---------------------|--------------------------------------|----------------|-------------------------|-------------|----------|-----------------|---------------------|--------------|-----------|-------------------------------------|------------|----------------|
|         |                    | No.                             | Yield Rate (No/Hec) | No.                                  | Yield Rate     | No. of Expts.           |             |          |                 | Rate of Application |              |           | No.                                 | Yield Rate |                |
|         |                    |                                 |                     |                                      |                | N                       | P           | K        | Exclusive Total | Yield Rate          | N            | P         |                                     |            | K              |
| 1       | 2                  | 3                               | 4                   | 5                                    | 6              | 7                       | 8           | 9        | 10              | 11                  | 12           | 13        | 14                                  | 15         | 16             |
| 1       | Thiruvananthapuram | 4                               | 6912.15             |                                      |                |                         |             |          |                 |                     |              |           |                                     | 4          | 6912.15        |
| 2       | Kollam             | 4                               | 8925.00             |                                      |                |                         |             |          |                 |                     |              |           |                                     | 4          | 8925.00        |
| 3       | Pathanamthitta     |                                 |                     |                                      |                |                         |             |          |                 |                     |              |           |                                     |            |                |
| 4       | Alappuzha          | 4                               | 5154.75             |                                      |                |                         |             |          |                 |                     |              |           |                                     | 4          | 5154.75        |
| 5       | Kottayam           | 4                               | 3391.90             |                                      |                |                         |             |          |                 |                     |              |           |                                     | 4          | 3391.90        |
| 6       | Idukki             |                                 |                     |                                      |                |                         |             |          |                 |                     |              |           |                                     |            |                |
| 7       | Eranakulam         | 4                               | 8297.30             | 1                                    | 6646.20        |                         |             | 2        | 2.00            | 6667.10             |              |           | 75.00                               | 2          | 9927.50        |
| 8       | Thrissur           | 6                               | 7587.67             |                                      |                |                         |             |          |                 |                     |              |           |                                     | 6          | 7587.67        |
| 9       | Palakkad           | 6                               | 10017.20            |                                      |                | 2                       | 1.00        | 1        | 2.00            | 9432.60             | 80.00        | 25        | 100.00                              | 4          | 10309.50       |
| 10      | Malappuram         | 6                               | 10594.67            |                                      |                | 3                       |             |          | 3.00            | 10656.53            | 58.00        |           |                                     | 3          | 10532.80       |
| 11      | Kozhikode          | 4                               | 12706.50            |                                      |                |                         |             |          |                 |                     |              |           |                                     | 4          | 12706.50       |
| 12      | Wayanad            |                                 |                     |                                      |                |                         |             |          |                 |                     |              |           |                                     |            |                |
| 13      | Kannur             | 4                               | 8736.00             |                                      |                | 1                       |             |          | 1.00            | 13314.00            | 92.00        |           |                                     | 3          | 7210.00        |
| 14      | Kasaragod          | 4                               | 12005.40            |                                      |                |                         |             |          |                 |                     |              |           |                                     | 4          | 12005.40       |
|         | <b>Kerala</b>      | <b>50</b>                       | <b>8674.26</b>      | <b>1</b>                             | <b>6646.20</b> | <b>6</b>                | <b>1.00</b> | <b>3</b> | <b>8.00</b>     | <b>9685.37</b>      | <b>71.00</b> | <b>25</b> | <b>83.33</b>                        | <b>42</b>  | <b>8481.67</b> |



Table 11 (xi)

**CROPWISE RATE OF APPLICATION OF FERTILIZERS AND DIFFERENTIAL YIELD RATES ACCORDING TO INPUTS**

STATE: KERALA

YEAR: 2022-23

SEASON: PERENNIAL

CROP: COCONUT

STATE SAMPLE

| Sl. No. | District           | Expts. Treated with manure only |            | Expts. Treated with manure |            | Expts. Not Treated with manure |            | Expts. Treated (both) with Fertilizers & Manure |            | Expts. Not Treated with Fertilizers & Manure |            | Expts. Treated with Fertilizers or Manure or both |            |
|---------|--------------------|---------------------------------|------------|----------------------------|------------|--------------------------------|------------|---|------------|--|------------|---|------------|
|         |                    | No                              | Yield Rate | No                         | Yield Rate | No                             | Yield Rate | No  | Yield Rate | No   | Yield Rate | No  | Yield Rate |
| 1       | 2                  | 17                              | 18         | 19                         | 20         | 21                             | 22         | 23  | 24         | 25   | 26         | 27  | 28         |
| 1       | Thiruvananthapuram | 1                               | 7763.40    | 1                          | 7763.40    | 3                              | 6628.40    |   |            | 3  | 6628.40    | 1   | 7763.40    |
| 2       | Kollam             | 4                               | 8925.00    | 4                          | 8925.00    |                                |            |   |            |  |            | 4   | 8925.00    |
| 3       | Pathanamthitta     |                                 |            |                            |            |                                |            |   |            |  |            |   |            |
| 4       | Alappuzha          | 4                               | 5154.75    | 4                          | 5154.75    |                                |            |   |            |  |            | 4   | 5154.75    |
| 5       | Kottayam           | 1                               | 8731.20    | 1                          | 8731.20    | 3                              | 1612.13    |   |            | 3  | 1612.13    | 1   | 8731.20    |
| 6       | Idukki             |                                 |            |                            |            |                                |            |   |            |  |            |   |            |
| 7       | Eranakulam         | 2                               | 9927.50    | 3                          | 8847.67    | 1                              | 6646.20    | 1   | 6688.00    |  |            | 4   | 8297.30    |
| 8       | Thrissur           | 1                               | 5520.80    | 1                          | 5520.80    | 5                              | 8001.04    |   |            | 5  | 8001.04    | 1   | 5520.80    |
| 9       | Palakkad           | 3                               | 10965.20   | 5                          | 10352.16   | 1                              | 8342.40    | 2   | 9432.60    | 1  | 8342.40    | 5   | 10352.16   |
| 10      | Malappuram         | 1                               | 7052.80    | 4                          | 9755.60    | 2                              | 12272.80   | 3   | 10656.53   | 2  | 12272.80   | 4   | 9755.60    |
| 11      | Kozhikode          | 4                               | 12706.50   | 4                          | 12706.50   |                                |            |   |            |  |            | 4   | 12706.50   |
| 12      | Wayanad            |                                 |            |                            |            |                                |            |   |            |  |            |   |            |
| 13      | Kannur             | 2                               | 6384.00    | 3                          | 8694.00    | 1                              | 8862.00    | 1   | 13314.00   | 1  | 8862.00    | 3   | 8694.00    |
| 14      | Kasaragod          | 4                               | 12005.40   | 4                          | 12005.40   |                                |            |   |            |  |            | 4   | 12005.40   |
| Kerala  |                    | 27                              | 9250.13    | 34                         | 9429.12    | 16                             | 7070.19    | 7   | 10119.54   | 15   | 7098.45    | 35  | 9349.61    |

Table 11 (xii)

**CROPWISE RATE OF APPLICATION OF FERTILIZERS AND DIFFERENTIAL YIELD RATES ACCORDING TO INPUTS**  
**STATE: KERALA      YEAR: 2022-23      SEASON: PERENNIAL      CROP: COCONUT      CENTRAL SAMPLE**

| Sl. No. | District           | Expts. Checked at Harvest stage |                     | Expts. Treated with Fertilizers only |            | Expts. With Fertilizers |          |           |                 |                     |              |             | Expts. Not treated with Fertilizers |            |                |
|---------|--------------------|---------------------------------|---------------------|--------------------------------------|------------|-------------------------|----------|-----------|-----------------|---------------------|--------------|-------------|-------------------------------------|------------|----------------|
|         |                    | No.                             | Yield Rate (No/Hec) | No.                                  | Yield Rate | No. of Expts.           |          |           |                 | Rate of Application |              |             | No.                                 | Yield Rate |                |
|         |                    |                                 |                     |                                      |            | N                       | P        | K         | Exclusive Total | Yield Rate          | N            | P           |                                     |            | K              |
| 1       | 2                  | 3                               | 4                   | 5                                    | 6          | 7                       | 8        | 9         | 10              | 11                  | 12           | 13          | 14                                  | 15         | 16             |
| 1       | Thiruvananthapuram | 4                               | 5743.10             |                                      |            |                         |          |           |                 |                     |              |             |                                     | 4          | 5743.10        |
| 2       | Kollam             | 4                               | 8263.50             |                                      |            |                         |          |           |                 |                     |              |             |                                     | 4          | 8263.50        |
| 3       | Pathanamthitta     |                                 |                     |                                      |            |                         |          |           |                 |                     |              |             |                                     |            |                |
| 4       | Alappuzha          | 4                               | 9882.90             |                                      |            |                         |          |           |                 |                     |              |             |                                     | 4          | 9882.90        |
| 5       | Kottayam           | 4                               | 10036.60            |                                      |            |                         |          |           |                 |                     |              |             |                                     | 4          | 10036.60       |
| 6       | Idukki             |                                 |                     |                                      |            |                         |          |           |                 |                     |              |             |                                     |            |                |
| 7       | Eranakulam         | 4                               | 6468.55             |                                      |            | 1                       | 1        | 2         | 2               | 7085.10             | 50.00        | 50          | 229.50                              | 2          | 5852.00        |
| 8       | Thrissur           | 6                               | 5623.80             |                                      |            |                         |          | 1         | 1               | 7168.80             |              |             | 73.00                               | 5          | 5314.80        |
| 9       | Palakkad           | 6                               | 6825.60             |                                      |            |                         |          |           |                 |                     |              |             |                                     | 6          | 6825.60        |
| 10      | Malappuram         | 6                               | 14136.53            |                                      |            | 3                       | 2        | 2         | 3               | 13873.60            | 84.33        | 41.5        | 41.50                               | 3          | 14399.47       |
| 11      | Kozhikode          | 4                               | 9395.50             |                                      |            |                         |          | 1         | 1               | 9374.00             |              |             | 185.00                              | 3          | 9402.67        |
| 12      | Wayanad            |                                 |                     |                                      |            |                         |          |           |                 |                     |              |             |                                     |            |                |
| 13      | Kannur             | 4                               | 9093.00             |                                      |            | 1                       | 1        | 3         | 3               | 8358.00             | 44.00        | 44          | 98.67                               | 1          | 11298.00       |
| 14      | Kasaragod          | 4                               | 9333.00             |                                      |            | 1                       | 1        | 1         | 1               | 11505.60            | 26.00        | 26          | 53.00                               | 3          | 8608.80        |
|         | <b>Kerala</b>      | <b>50</b>                       | <b>8647.60</b>      |                                      |            | <b>6</b>                | <b>5</b> | <b>10</b> | <b>11</b>       | <b>9901.22</b>      | <b>62.17</b> | <b>40.6</b> | <b>114.90</b>                       | <b>39</b>  | <b>8294.02</b> |

Table 11 (xii)

**CROPWISE RATE OF APPLICATION OF FERTILIZERS AND DIFFERENTIAL YIELD RATES ACCORDING TO INPUTS**  
**STATE: KERALA YEAR: 2022-23 SEASON: PERENNIAL CROP: COCONUT CENTRAL SAMPLE**

| Sl. No. | District           | Expts. Treated with manure only |                | Expts. Treated with manure |                | Expts. Not Treated with manure |                | Expts. Treated (both) with Fertilizers & Manure |                | Expts. Not Treated with Fertilizers & Manure |                | Expts. Treated with Fertilizers or Manure or both |                |
|---------|--------------------|---------------------------------|----------------|----------------------------|----------------|--------------------------------|----------------|---|----------------|--|----------------|---|----------------|
|         |                    | No                              | Yield Rate     | No                         | Yield Rate     | No                             | Yield Rate     | No  | Yield Rate     | No   | Yield Rate     | No  | Yield Rate     |
| 1       | 2                  | 17                              | 18             | 19                         | 20             | 21                             | 22             | 23  | 24             | 25   | 26             | 27  | 28             |
| 1       | Thiruvananthapuram |                                 |                |                            |                | 4                              | 5743.10        |   |                | 4  | 5743.10        |   |                |
| 2       | Kollam             | 2                               | 10941.00       | 2                          | 10941.00       | 2                              | 5586.00        |   |                | 2  | 5586.00        | 2   | 10941.00       |
| 3       | Pathanamthitta     |                                 |                |                            |                |                                |                |   |                |  |                |   |                |
| 4       | Alappuzha          | 2                               | 14883.60       | 2                          | 14883.60       | 2                              | 4882.20        |   |                | 2  | 4882.20        | 2   | 14883.60       |
| 5       | Kottayam           |                                 |                |                            |                | 4                              | 10036.60       |   |                | 4  | 10036.60       |   |                |
| 6       | Idukki             |                                 |                |                            |                |                                |                |   |                |  |                |   |                |
| 7       | Ernakulam          | 2                               | 5852.00        | 4                          | 6468.55        |                                |                | 2   | 7085.10        |  |                | 4   | 6468.55        |
| 8       | Thrissur           | 2                               | 4655.60        | 3                          | 5493.33        | 3                              | 5754.27        | 1   | 7168.80        | 3  | 5754.27        | 3   | 5493.33        |
| 9       | Palakkad           | 5                               | 6503.28        | 5                          | 6503.28        | 1                              | 8437.20        |   |                | 1  | 8437.20        | 5   | 6503.28        |
| 10      | Malappuram         | 1                               | 15126.40       | 4                          | 14186.80       | 2                              | 14036.00       | 3   | 13873.60       | 2  | 14036.00       | 4   | 14186.80       |
| 11      | Kozhikode          | 2                               | 8772.00        | 3                          | 8972.67        | 1                              | 10664.00       | 1   | 9374.00        | 1  | 10664.00       | 3   | 8972.67        |
| 12      | Wayanad            |                                 |                |                            |                |                                |                |   |                |  |                |   |                |
| 13      | Kannur             | 1                               | 11298.00       | 4                          | 9093.00        |                                |                | 3   | 8358.00        |  |                | 4   | 9093.00        |
| 14      | Kasargod           | 2                               | 9914.40        | 3                          | 10444.80       | 1                              | 5997.60        | 1   | 11505.60       | 1  | 5997.60        | 3   | 10444.80       |
|         | <b>Kerala</b>      | <b>19</b>                       | <b>8893.58</b> | <b>30</b>                  | <b>9263.05</b> | <b>20</b>                      | <b>7724.44</b> | <b>11</b>                                       | <b>9901.22</b> | <b>20</b>                                    | <b>7724.44</b> | <b>30</b>   | <b>9263.05</b> |

Table 11 (xiii)

**CROPWISE RATE OF APPLICATION OF FERTILIZERS AND DIFFERENTIAL YIELD RATES ACCORDING TO INPUTS**  
**STATE: KERALA      YEAR: 2022-23      SEASON: PERENNIAL      CROP: PEPPER      STATE SAMPLE**

| Sl. No.  | District           | Expts. Checked at Harvest stage |               | Expts. Treated with Fertilizers only |               | Expts. With Fertilizers |          |          |                     |               |           |           | Expts. Not treated with Fertilizers |            |               |
|----------|--------------------|---------------------------------|---------------|--------------------------------------|---------------|-------------------------|----------|----------|---------------------|---------------|-----------|-----------|-------------------------------------|------------|---------------|
|          |                    | No.                             | Yield Rate    | No.                                  | Yield Rate    | No. of Expts.           |          |          | Rate of Application |               |           |           | No.                                 | Yield Rate |               |
|          |                    |                                 |               |                                      |               | N                       | P        | K        | Exclusive Total     | Yield Rate    | N         | P         |                                     |            | K             |
| <i>1</i> | <i>2</i>           | <i>3</i>                        | <i>4</i>      | <i>5</i>                             | <i>6</i>      | <i>7</i>                | <i>8</i> | <i>9</i> | <i>10</i>           | <i>11</i>     | <i>12</i> | <i>13</i> | <i>14</i>                           | <i>15</i>  | <i>16</i>     |
| 1        | Thiruvananthapuram | 4                               | 394.49        |                                      |               |                         |          |          |                     |               |           |           |                                     | 4          | 394.49        |
| 2        | Kollam             | 4                               | 375.25        |                                      |               |                         |          |          |                     |               |           |           |                                     | 4          | 375.25        |
| 3        | Pathanamthitta     |                                 |               |                                      |               |                         |          |          |                     |               |           |           |                                     |            |               |
| 4        | Alappuzha          |                                 |               |                                      |               |                         |          |          |                     |               |           |           |                                     |            |               |
| 5        | Kottayam           | 4                               | 187.35        |                                      |               |                         |          |          |                     |               |           |           |                                     | 4          | 187.35        |
| 6        | Idukki             |                                 |               |                                      |               |                         |          |          |                     |               |           |           |                                     |            |               |
| 7        | Ernakulam          | 4                               | 525.20        | 1                                    | 877.71        |                         |          | 1        | 1.00                | 877.71        |           |           | 30.00                               | 3          | 407.69        |
| 8        | Thrissur           | 4                               | 390.64        |                                      |               |                         |          |          |                     |               |           |           |                                     | 4          | 390.64        |
| 9        | Palakkad           | 4                               | 793.39        |                                      |               |                         |          |          |                     |               |           |           |                                     | 4          | 793.39        |
| 10       | Malappuram         | 4                               | 392.66        |                                      |               |                         |          |          |                     |               |           |           |                                     | 4          | 392.66        |
| 11       | Kozhikode          | 4                               | 216.95        |                                      |               |                         |          |          |                     |               |           |           |                                     | 4          | 216.95        |
| 12       | Wayanad            |                                 |               |                                      |               |                         |          |          |                     |               |           |           |                                     |            |               |
| 13       | Kannur             | 4                               | 345.92        |                                      |               |                         |          |          |                     |               |           |           |                                     | 4          | 345.92        |
| 14       | Kasaragod          | 4                               | 367.91        |                                      |               |                         |          |          |                     |               |           |           |                                     | 4          | 367.91        |
|          | <b>Kerala</b>      | <b>40</b>                       | <b>398.98</b> | <b>1</b>                             | <b>877.71</b> |                         |          | <b>1</b> | <b>1.00</b>         | <b>877.71</b> |           |           | <b>30.00</b>                        | <b>39</b>  | <b>386.70</b> |

Table 11 (xiii)

**CROPWISE RATE OF APPLICATION OF FERTILIZERS AND DIFFERENTIAL YIELD RATES ACCORDING TO INPUTS**

STATE: KERALA

YEAR: 2022-23

SEASON: PERENNIAL

CROP: PEPPER

STATE SAMPLE

| Sl. No.       | District           | Expts. Treated with manure only |               | Expts. Treated with manure |               | Expts. Not Treated with manure |               | Expts. Treated (both) with Fertilizers & Manure |            | Expts. Not Treated with Fertilizers & Manure |               | Expts. Treated with Fertilizers or Manure or both |               |
|---------------|--------------------|---------------------------------|---------------|----------------------------|---------------|--------------------------------|---------------|---|------------|--|---------------|---|---------------|
|               |                    | No                              | Yield Rate    | No                         | Yield Rate    | No                             | Yield Rate    | No  | Yield Rate | No   | Yield Rate    | No  | Yield Rate    |
| 1             | 2                  | 17                              | 18            | 19                         | 20            | 21                             | 22            | 23  | 24         | 25   | 26            | 27  | 28            |
| 1             | Thiruvananthapuram |                                 |               |                            |               | 4                              | 394.49        |   |            | 4  | 394.49        |   |               |
| 2             | Kollam             | 2                               | 416.49        | 2                          | 416.49        | 2                              | 334.00        |   |            | 2  | 334.00        | 2   | 416.49        |
| 3             | Pathanamthitta     |                                 |               |                            |               |                                |               |   |            |  |               |   |               |
| 4             | Alappuzha          |                                 |               |                            |               |                                |               |   |            |  |               |   |               |
| 5             | Kottayam           | 1                               | 80.66         | 1                          | 80.66         | 3                              | 222.91        |   |            | 3  | 222.91        | 1   | 80.66         |
| 6             | Idukki             |                                 |               |                            |               |                                |               |   |            |  |               |   |               |
| 7             | Ernakulam          |                                 |               |                            |               | 4                              | 525.20        |   |            | 3  | 407.69        | 1   | 877.71        |
| 8             | Thrissur           | 1                               | 206.78        | 1                          | 206.78        | 3                              | 451.93        |   |            | 3  | 451.93        | 1   | 206.78        |
| 9             | Palakkad           | 1                               | 1447.46       | 1                          | 1447.46       | 3                              | 575.37        |   |            | 3  | 575.37        | 1   | 1447.46       |
| 10            | Malappuram         | 1                               | 429.69        | 1                          | 429.69        | 3                              | 380.32        |   |            | 3  | 380.32        | 1   | 429.69        |
| 11            | Kozhikode          |                                 |               |                            |               | 4                              | 216.95        |   |            | 4  | 216.95        |   |               |
| 12            | Wayanad            |                                 |               |                            |               |                                |               |   |            |  |               |   |               |
| 13            | Kannur             | 2                               | 266.17        | 2                          | 266.17        | 2                              | 425.66        |   |            | 2  | 425.66        | 2   | 266.17        |
| 14            | Kasaragod          | 2                               | 300.27        | 2                          | 300.27        | 2                              | 435.56        |   |            | 2  | 435.56        | 2   | 300.27        |
| <b>Kerala</b> |                    | <b>10</b>                       | <b>413.05</b> | <b>10</b>                  | <b>413.05</b> | <b>30</b>                      | <b>394.29</b> |   |            | <b>29</b>                                    | <b>377.62</b> | <b>11</b>   | <b>455.29</b> |

Table 11 (xiv)

**CROPWISE RATE OF APPLICATION OF FERTILIZERS AND DIFFERENTIAL YIELD RATES ACCORDING TO INPUTS**  
**STATE: KERALA      YEAR: 2022-23      SEASON: PERENNIAL      CROP: PEPPER      CENTRAL SAMPLE**

| Sl. No. | District           | Expts. Checked at Harvest stage |               | Expts. Treated with Fertilizers only |            | Expts. With Fertilizers |             |   |                 |                     |              |           |    | Expts. Not treated with Fertilizers |               |
|---------|--------------------|---------------------------------|---------------|--------------------------------------|------------|-------------------------|-------------|---|-----------------|---------------------|--------------|-----------|----|-------------------------------------|---------------|
|         |                    | No.                             | Yield Rate    | No.                                  | Yield Rate | No. of Expts.           |             |   |                 | Rate of Application |              |           |    | No.                                 | Yield Rate    |
|         |                    |                                 |               |                                      |            | N                       | P           | K | Exclusive Total | Yield Rate          | N            | P         | K  |                                     |               |
| 1       | 2                  | 3                               | 4             | 5                                    | 6          | 7                       | 8           | 9 | 10              | 11                  | 12           | 13        | 14 | 15                                  | 16            |
| 1       | Thiruvananthapuram | 4                               | 586.33        |                                      |            |                         |             |   |                 |                     |              |           |    | 4                                   | 586.33        |
| 2       | Kollam             | 4                               | 337.12        |                                      |            |                         |             |   |                 |                     |              |           |    | 4                                   | 337.12        |
| 3       | Pathanamthitta     |                                 |               |                                      |            |                         |             |   |                 |                     |              |           |    |                                     |               |
| 4       | Alappuzha          |                                 |               |                                      |            |                         |             |   |                 |                     |              |           |    |                                     |               |
| 5       | Kottayam           | 4                               | 393.12        |                                      |            |                         |             |   |                 |                     |              |           |    | 4                                   | 393.12        |
| 6       | Idukki             |                                 |               |                                      |            |                         |             |   |                 |                     |              |           |    |                                     |               |
| 7       | Ernakulam          | 4                               | 603.84        |                                      |            |                         |             |   |                 |                     |              |           |    | 4                                   | 603.84        |
| 8       | Thrissur           | 4                               | 254.17        |                                      |            |                         |             |   |                 |                     |              |           |    | 4                                   | 254.17        |
| 9       | Palakkad           | 4                               | 222.91        |                                      |            |                         |             |   |                 |                     |              |           |    | 4                                   | 222.91        |
| 10      | Malappuram         | 4                               | 372.31        |                                      |            |                         |             |   |                 |                     |              |           |    | 4                                   | 372.31        |
| 11      | Kozhikode          | 4                               | 445.27        |                                      |            |                         |             |   |                 |                     |              |           |    | 4                                   | 445.27        |
| 12      | Wayanad            |                                 |               |                                      |            |                         |             |   |                 |                     |              |           |    |                                     |               |
| 13      | Kannur             | 4                               | 418.88        |                                      |            | 1                       | 1.00        |   | 1.00            | 1217.95             | 74.00        | 74        |    | 3                                   | 152.52        |
| 14      | Kasaragod          | 4                               | 231.53        |                                      |            |                         |             |   |                 |                     |              |           |    | 4                                   | 231.53        |
|         | <b>Kerala</b>      | <b>40</b>                       | <b>386.55</b> |                                      |            | <b>1</b>                | <b>1.00</b> |   | <b>1.00</b>     | <b>1217.95</b>      | <b>74.00</b> | <b>74</b> |    | <b>39</b>                           | <b>365.23</b> |

Table 11 (xiv)

**CROPWISE RATE OF APPLICATION OF FERTILIZERS AND DIFFERENTIAL YIELD RATES ACCORDING TO INPUTS**

STATE: KERALA

YEAR: 2022-23

SEASON: PERENNIAL

CROP: PEPPER

CENTRAL SAMPLE

| Sl.No. | District           | Expts. Treated with manure only |            | Expts. Treated with manure |            | Expts. Not Treated with manure |            | Expts. Treated (both) with Fertilizers & Manure |            | Expts. not Treated with Fertilizers & Manure |            | Expts. Treated with Fertilizers or Manure or both |            |
|--------|--------------------|---------------------------------|------------|----------------------------|------------|--------------------------------|------------|---|------------|--|------------|---|------------|
|        |                    | No                              | Yield Rate | No                         | Yield Rate | No                             | Yield Rate | No  | Yield Rate | No   | Yield Rate | No  | Yield Rate |
| 1      | 2                  | 17                              | 18         | 19                         | 20         | 21                             | 22         | 23  | 24         | 25   | 26         | 27  | 28         |
| 1      | Thiruvananthapuram |                                 |            |                            |            | 4                              | 586.33     |   |            | 4  | 586.33     |   |            |
| 2      | Kollam             | 3                               | 351.97     | 3                          | 351.97     | 1                              | 292.57     |   |            | 1  | 292.57     | 3   | 351.97     |
| 3      | Pathanamthitta     |                                 |            |                            |            |                                |            |   |            |  |            |   |            |
| 4      | Alappuzha          |                                 |            |                            |            |                                |            |   |            |  |            |   |            |
| 5      | Kottayam           |                                 |            |                            |            | 4                              | 393.12     |   |            | 4  | 393.12     |   |            |
| 6      | Idukki             |                                 |            |                            |            |                                |            |   |            |  |            |   |            |
| 7      | Eranakulam         | 4                               | 603.84     | 4                          | 603.84     |                                |            |   |            |  |            | 4   | 603.84     |
| 8      | Thrissur           | 2                               | 136.20     | 2                          | 136.20     | 2                              | 372.13     |   |            | 2  | 372.13     | 2   | 136.20     |
| 9      | Palakkad           | 2                               | 106.69     | 2                          | 106.69     | 2                              | 339.13     |   |            | 2  | 339.13     | 2   | 106.69     |
| 10     | Malappuram         | 2                               | 361.13     | 2                          | 361.13     | 2                              | 383.50     |   |            | 2  | 383.50     | 2   | 361.13     |
| 11     | Kozhikode          | 3                               | 533.81     | 3                          | 533.81     | 1                              | 179.65     |   |            | 1  | 179.65     | 3   | 533.81     |
| 12     | Wayanad            |                                 |            |                            |            |                                |            |   |            |  |            |   |            |
| 13     | Kannur             | 1                               | 309.44     | 2                          | 763.69     | 2                              | 74.06      | 1   | 1217.95    | 2  | 74.06      | 2   | 763.69     |
| 14     | Kasaragod          | 3                               | 258.35     | 3                          | 258.35     | 1                              | 151.05     |   |            | 1  | 151.05     | 3   | 258.35     |
| Kerala |                    | 20                              | 368.26     | 21                         | 408.72     | 19                             | 362.04     | 1   | 1217.95    | 19   | 362.04     | 21  | 408.72     |

Table 11 (xv)

**CROPWISE RATE OF APPLICATION OF FERTILIZERS AND DIFFERENTIAL YIELD RATES ACCORDING TO INPUTS**

STATE: KERALA

YEAR: 2022-23

SEASON: PERENNIAL

CROP: ARECANUT

STATE SAMPLE

| Sl. No. | District           | Expts. Checked at harvest |               | Expts. Treated with Fertilizers only |            | Expts. With Fertilizers |   |   |                 |            |                     |    | Expts. Not treated with Fertilizers |           |               |
|---------|--------------------|---------------------------|---------------|--------------------------------------|------------|-------------------------|---|---|-----------------|------------|---------------------|----|-------------------------------------|-----------|---------------|
|         |                    | No.                       | Yield rate    | No.                                  | Yield rate | No. of Experiments      |   |   |                 |            | Rate of Application |    |                                     | No.       | Yield Rate    |
|         |                    |                           |               |                                      |            | N                       | P | K | Exclusive Total | Yield Rate | N                   | P  | K                                   |           |               |
| 1       | 2                  | 3                         | 4             | 5                                    | 6          | 7                       | 8 | 9 | 10              | 11         | 12                  | 13 | 14                                  | 15        | 16            |
| 1       | Thiruvananthapuram | 4                         | 604.32        |                                      |            |                         |   |   |                 |            |                     |    |                                     | 4         | 604.32        |
| 2       | Kollam             | 4                         | 924.14        |                                      |            |                         |   |   |                 |            |                     |    |                                     | 4         | 924.14        |
| 3       | Pathanamthitta     |                           |               |                                      |            |                         |   |   |                 |            |                     |    |                                     |           |               |
| 4       | Alappuzha          |                           |               |                                      |            |                         |   |   |                 |            |                     |    |                                     |           |               |
| 5       | Kottayam           | 4                         | 718.95        |                                      |            |                         |   |   |                 |            |                     |    |                                     | 4         | 718.95        |
| 6       | Idukki             |                           |               |                                      |            |                         |   |   |                 |            |                     |    |                                     |           |               |
| 7       | Eranakulam         | 4                         | 1136.56       |                                      |            |                         |   |   |                 |            |                     |    |                                     | 4         | 1136.56       |
| 8       | Thrissur           | 4                         | 513.76        |                                      |            |                         |   |   |                 |            |                     |    |                                     | 4         | 513.76        |
| 9       | Palakkad           | 4                         | 1163.23       |                                      |            |                         |   |   |                 |            |                     |    |                                     | 4         | 1163.23       |
| 10      | Malappuram         | 4                         | 684.53        |                                      |            |                         |   |   |                 |            |                     |    |                                     | 4         | 684.53        |
| 11      | Kozhikode          | 4                         | 1220.27       |                                      |            |                         |   |   |                 |            |                     |    |                                     | 4         | 1220.27       |
| 12      | Wayanad            |                           |               |                                      |            |                         |   |   |                 |            |                     |    |                                     |           |               |
| 13      | Kannur             | 4                         | 663.19        |                                      |            |                         |   |   |                 |            |                     |    |                                     | 4         | 663.19        |
| 14      | Kasaragod          | 4                         | 956.06        |                                      |            |                         |   |   |                 |            |                     |    |                                     | 4         | 956.06        |
|         | <b>Kerala</b>      | <b>40</b>                 | <b>858.50</b> |                                      |            |                         |   |   |                 |            |                     |    |                                     | <b>40</b> | <b>858.50</b> |



Table 11 (xv)

## CROPWISE RATE OF APPLICATION OF FERTILIZERS AND DIFFERENTIAL YIELD RATES ACCORDING TO INPUTS

STATE: KERALA

YEAR: 2022-23

SEASON: PERENNIAL

CROP: ARECANUT

STATE SAMPLE

| Sl. No. | District           | Expts. treated with manure only |                | Expts. treated with manure |                | Expts. not treated with manure |               | Expts. treated (both) with fertilizer & manure |            | Expts. not treated with fertilizer & manure |               | Expts. treated with fertilizer or manure or both |                |
|---------|--------------------|---------------------------------|----------------|----------------------------|----------------|--------------------------------|---------------|--|------------|---|---------------|--|----------------|
|         |                    | No.                             | Yield Rate     | No.                        | Yield Rate     | No.                            | Yield Rate    | No.  | Yield Rate | No.   | Yield Rate    | No.  | Yield Rate     |
| 1       | 2                  | 17                              | 18             | 19                         | 20             | 21                             | 22            | 23   | 24         | 25  | 26            | 27   | 28             |
| 1       | Thiruvananthapuram |                                 |                |                            |                | 4                              | 604.32        |  |            | 4   | 604.32        |  |                |
| 2       | Kollam             |                                 |                |                            |                | 4                              | 924.14        |  |            | 4   | 924.14        |  |                |
| 3       | Pathanamthitta     |                                 |                |                            |                |                                |               |  |            |   |               |  |                |
| 4       | Alappuzha          |                                 |                |                            |                |                                |               |  |            |   |               |  |                |
| 5       | Kottayam           |                                 |                |                            |                | 4                              | 718.95        |  |            | 4   | 718.95        |  |                |
| 6       | Idukki             |                                 |                |                            |                |                                |               |  |            |   |               |  |                |
| 7       | Eranakulam         |                                 |                |                            |                | 4                              | 1136.56       |  |            | 4   | 1136.56       |  |                |
| 8       | Thrissur           |                                 |                |                            |                | 4                              | 513.76        |  |            | 4   | 513.76        |  |                |
| 9       | Palakkad           | 2                               | 1817.24        | 2                          | 1817.24        | 2                              | 509.21        |  |            | 2   | 509.21        | 2  | 1817.24        |
| 10      | Malappuram         | 2                               | 639.68         | 2                          | 639.68         | 2                              | 729.39        |  |            | 2   | 729.39        | 2  | 639.68         |
| 11      | Kozhikode          | 3                               | 1350.22        | 3                          | 1350.22        | 1                              | 830.42        |  |            | 1   | 830.42        | 3  | 1350.22        |
| 12      | Wayanad            |                                 |                |                            |                |                                |               |  |            |   |               |  |                |
| 13      | Kannur             | 2                               | 944.96         | 2                          | 944.96         | 2                              | 381.43        |  |            | 2   | 381.43        | 2  | 944.96         |
| 14      | Kasaragod          | 4                               | 956.06         | 4                          | 956.06         |                                |               |  |            |   |               | 4  | 956.06         |
|         | <b>Kerala</b>      | <b>13</b>                       | <b>1129.13</b> | <b>13</b>                  | <b>1129.13</b> | <b>27</b>                      | <b>728.20</b> |  |            | <b>27</b>                                   | <b>728.20</b> | <b>13</b>  | <b>1129.13</b> |

Table 11 (xvi)

## CROPWISE RATE OF APPLICATION OF FERTILIZERS AND DIFFERENTIAL YIELD RATES ACCORDING TO INPUTS

STATE: KERALA

YEAR: 2022-23

SEASON: PERENNIAL

CROP: ARECANUT

CENTRAL SAMPLE

| Sl. No. | District           | Expts. Checked at harvest |                | Expts. treated with fertilizer only |            | Expts. with fertilizers |   |          |                 |                     |               |    |               | Expts. not treated with fertilizers |                |
|---------|--------------------|---------------------------|----------------|-------------------------------------|------------|-------------------------|---|----------|-----------------|---------------------|---------------|----|---------------|-------------------------------------|----------------|
|         |                    |                           |                |                                     |            | No. of Expts.           |   |          |                 | Rate of application |               |    |               |                                     |                |
|         |                    | No.                       | Yield rate     | No.                                 | Yield rate | N                       | P | K        | Exclusive Total | Yield rate          | N             | P  | K             | No.                                 | Yield rate     |
| 1       | 2                  | 3                         | 4              | 5                                   | 6          | 7                       | 8 | 9        | 10              | 11                  | 12            | 13 | 14            | 15                                  | 16             |
| 1       | Thiruvananthapuram | 4                         | 639.19         |                                     |            |                         |   |          |                 |                     |               |    |               | 4                                   | 639.19         |
| 2       | Kollam             | 4                         | 986.76         |                                     |            |                         |   |          |                 |                     |               |    |               | 4                                   | 986.76         |
| 3       | Pathanamthitta     |                           |                |                                     |            |                         |   |          |                 |                     |               |    |               |                                     |                |
| 4       | Alappuzha          |                           |                |                                     |            |                         |   |          |                 |                     |               |    |               |                                     |                |
| 5       | Kottayam           | 4                         | 1038.60        |                                     |            |                         |   |          |                 |                     |               |    |               | 4                                   | 1038.60        |
| 6       | Idukki             |                           |                |                                     |            |                         |   |          |                 |                     |               |    |               |                                     |                |
| 7       | Eranakulam         | 4                         | 662.05         |                                     |            |                         |   | 1        | 1.00            | 740.15              |               |    | 180.00        | 3                                   | 636.02         |
| 8       | Thrissur           | 4                         | 618.97         |                                     |            |                         |   |          |                 |                     |               |    |               | 4                                   | 618.97         |
| 9       | Palakkad           | 4                         | 1476.94        |                                     |            |                         |   |          |                 |                     |               |    |               | 4                                   | 1476.94        |
| 10      | Malappuram         | 4                         | 1236.24        |                                     |            |                         |   |          |                 |                     |               |    |               | 4                                   | 1236.24        |
| 11      | Kozhikode          | 4                         | 816.68         |                                     |            |                         |   |          |                 |                     |               |    |               | 4                                   | 816.68         |
| 12      | Wayanad            |                           |                |                                     |            |                         |   |          |                 |                     |               |    |               |                                     |                |
| 13      | Kannur             | 4                         | 480.11         |                                     |            | 1                       |   | 1        | 1.00            | 659.65              | 828.00        |    | 1080.00       | 3                                   | 420.27         |
| 14      | Kasaragod          | 4                         | 2095.59        |                                     |            |                         |   |          |                 |                     |               |    |               | 4                                   | 2095.59        |
|         | <b>Kerala</b>      | <b>40</b>                 | <b>1005.11</b> |                                     |            | <b>1</b>                |   | <b>2</b> | <b>2.00</b>     | <b>699.90</b>       | <b>828.00</b> |    | <b>630.00</b> | <b>38</b>                           | <b>1021.18</b> |

| Table 11 (xvi)   |                    |                                 |                |                            |                |                                |               |  |               |   |               |  |                |
|--|--------------------|---------------------------------|----------------|----------------------------|----------------|--------------------------------|---------------|--|---------------|---|---------------|--|----------------|
| CROPWISE RATE OF APPLICATION OF FERTILIZERS AND DIFFERENTIAL YIELD RATES ACCORDING TO INPUTS |                    |                                 |                |                            |                |                                |               |  |               |   |               |  |                |
| STATE: KERALA  |                    | YEAR: 2022-23                   |                | SEASON: PERENNIAL          |                | CROP: ARECANUT                 |               | CENTRAL SAMPLE                                 |               |   |               |  |                |
| Sl.No.   | District           | Expts. treated with manure only |                | Expts. treated with manure |                | Expts. not treated with manure |               | Expts. treated (both) with fertilizer & manure |               | Expts. not treated with fertilizer & manure |               | Expts. treated with fertilizer or manure or both |                |
|  |                    | No.                             | Yield Rate     | No.                        | Yield Rate     | No.                            | Yield Rate    | No.  | Yield Rate    | No.   | Yield Rate    | No.  | Yield Rate     |
| 1  | 2                  | 17                              | 18             | 19                         | 20             | 21                             | 22            | 23   | 24            | 25  | 26            | 27   | 28             |
| 1  | Thiruvananthapuram |                                 |                |                            |                | 4                              | 639.19        |  |               | 4   | 639.19        |  |                |
| 2  | Kollam             |                                 |                |                            |                | 4                              | 986.76        |  |               | 4   | 986.76        |  |                |
| 3  | Pathanamthitta     |                                 |                |                            |                |                                |               |  |               |   |               |  |                |
| 4  | Alappuzha          |                                 |                |                            |                |                                |               |  |               |   |               |  |                |
| 5  | Kottayam           |                                 |                |                            |                | 4                              | 1038.60       |  |               | 4   | 1038.60       |  |                |
| 6  | Idukki             |                                 |                |                            |                |                                |               |  |               |   |               |  |                |
| 7  | Eranakulam         | 1                               | 929.73         | 2                          | 834.94         | 2                              | 489.16        | 1  | 740.15        | 2   | 489.16        | 2  | 834.94         |
| 8  | Thrissur           | 1                               | 456.67         | 1                          | 456.67         | 3                              | 673.07        |  |               | 3   | 673.07        | 1  | 456.67         |
| 9  | Palakkad           | 3                               | 1309.51        | 3                          | 1309.51        | 1                              | 1979.24       |  |               | 1   | 1979.24       | 3  | 1309.51        |
| 10   | Malappuram         | 2                               | 480.05         | 2                          | 480.05         | 2                              | 1992.43       |  |               | 2   | 1992.43       | 2  | 480.05         |
| 11   | Kozhikode          | 2                               | 892.75         | 2                          | 892.75         | 2                              | 740.61        |  |               | 2   | 740.61        | 2  | 892.75         |
| 12   | Wayanad            |                                 |                |                            |                |                                |               |  |               |   |               |  |                |
| 13   | Kannur             | 1                               | 398.15         | 2                          | 528.90         | 2                              | 431.33        | 1  | 659.65        | 2   | 431.33        | 2  | 528.90         |
| 14   | Kasaragod          | 3                               | 2244.73        | 3                          | 2244.73        | 1                              | 1648.16       |  |               | 1   | 1648.16       | 3  | 2244.73        |
|  | <b>Kerala</b>      | <b>13</b>                       | <b>1168.68</b> | <b>15</b>                  | <b>1106.18</b> | <b>25</b>                      | <b>944.47</b> | <b>2</b>                                       | <b>699.90</b> | <b>25</b>                                   | <b>944.47</b> | <b>15</b>  | <b>1106.18</b> |

### 5. Supply and use of Crop Cutting Equipment

The information on supply and use of crop cutting equipment such as Tapes, Pegs, Balance and Weights collected during the Sample Check survey 2022-23 is presented in Tables 16(i) & 16 (ii). In most districts standard equipment which supplied were used but in some district the use of non-standard equipment are noticed. Use of non-standard equipment should be avoided.

Table 12 (i)

#### State wise Position of Supply and Use of Equipments

State: Kerala

Year: 2022-23

| Crop           | Agency | Item of Equipment | No of experiments supervised (Harvest and Post-harvest) for which equipment was |                               |              |                              |                             |       |                           |              |                                   |                 |       | Information about supply not available | Total of columns 8,13 & 14 |     |
|----------------|--------|-------------------|---|-------------------------------|--------------|------------------------------|-----------------------------|-------|---------------------------|--------------|-----------------------------------|-----------------|-------|--|----------------------------|-----|
|                |        |                   | Supplied  |                               |              |                              |                             |       | Not Supplied              |              |                                   |                 |       |  |                            |     |
|                |        |                   | And Used  | But used locally procured one |              | But not used though required | But not required to be used | Total | Used locally procured one |              | And also not used though required | As not required | Total |  |                            |     |
|                |        |                   |   | Standard                      | Non-Standard |                              |                             |       | Standard                  | Non-Standard |                                   |                 |       |  |                            |     |
| 1              | 2      | 3                 | 4   | 5                             | 6            | 7                            | 8                           | 9     | 10                        | 11           | 12                                | 13              | 14    | 15                                     | 16                         |     |
| Paddy (Autumn) | S      | Tape              | 100   |                               |              |                              |                             | 100   |                           |              |                                   |                 |       |  |                            | 100 |
|                |        | Balance           | 100   |                               |              |                              |                             | 100   |                           |              |                                   |                 |       |  |                            | 100 |
|                |        | Weight            | 3   |                               |              |                              |                             | 3     |                           |              |                                   |                 |       |  |                            | 3   |
|                |        | Pegs              | 100   |                               |              |                              |                             | 100   |                           |              |                                   |                 |       |  |                            | 100 |
|                | C      | Tape              | 93  | 4                             |              |                              |                             | 97    | 3                         |              |                                   |                 |       | 3                                      |                            | 100 |
|                |        | Balance           | 82  | 11                            |              |                              | 2                           | 95    | 4                         |              |                                   | 1               |       | 5                                      |                            | 100 |
|                |        | Weight            | 6   |                               |              |                              | 2                           | 8     |                           |              |                                   | 4               |       | 4                                      |                            | 12  |
|                |        | Pegs              | 26  | 19                            | 3            |                              |                             | 48    | 18                        | 34           |                                   |                 |       | 52                                     |                            | 100 |

Table 12 (i)

State wise Position of Supply and Use of Equipments

State: Kerala

Year: 2022-23

| Crop           | Agency | Item of Equipment | No of experiments supervised (Harvest and Post harvest) for which equipment was |                               |              |                              |                             |       |                           |              |                                   |                 |       |    | Information about supply not available | Total of columns 8,13 & 14 |  |
|----------------|--------|-------------------|---|-------------------------------|--------------|------------------------------|-----------------------------|-------|---------------------------|--------------|-----------------------------------|-----------------|-------|----|--|----------------------------|--|
|                |        |                   | Supplied  |                               |              |                              |                             |       | Not Supplied              |              |                                   |                 |       |    |  |                            |  |
|                |        |                   | And Used  | But used locally procured one |              | But not used though required | But not required to be used | Total | Used locally procured one |              | And also not used though required | As not required | Total |    |  |                            |  |
|                |        |                   |   | Standard                      | Non-Standard |                              |                             |       | Standard                  | Non-Standard |                                   |                 |       |    |  |                            |  |
| 1              | 2      | 3                 | 4   | 5                             | 6            | 7                            | 8                           | 9     | 10                        | 11           | 12                                | 13              | 14    | 15 | 16                                     |                            |  |
| Paddy (Winter) | S      | Tape              | 100   |                               |              |                              |                             | 100   |                           |              |                                   |                 |       |    |  | 100                        |  |
|                |        | Balance           | 100   |                               |              |                              |                             | 100   |                           |              |                                   |                 |       |    |  | 100                        |  |
|                |        | Weight            |   |                               |              |                              |                             |       |                           |              |                                   |                 |       |    |  |                            |  |
|                |        | Pegs              | 100   |                               |              |                              |                             | 100   |                           |              |                                   |                 |       |    |  | 100                        |  |
|                | C      | Tape              | 98  |                               |              |                              |                             | 98    | 2                         |              |                                   |                 |       | 2  |  | 100                        |  |
|                |        | Balance           | 91  | 7                             |              |                              |                             | 98    |                           |              |                                   |                 | 2     | 2  |  | 100                        |  |
|                |        | Weight            | 9   |                               |              |                              |                             | 9     |                           |              |                                   |                 | 5     | 5  |  | 14                         |  |
|                |        | Pegs              | 30  | 11                            | 6            |                              |                             | 47    | 21                        | 31           |                                   |                 | 1     | 53 |  | 100                        |  |
| Paddy (Summer) | S      | Tape              | 95  |                               |              |                              |                             | 95    |                           |              |                                   |                 |       |    |  | 95                         |  |
|                |        | Balance           | 95  | 2                             |              |                              |                             | 97    | 3                         |              |                                   |                 |       | 3  |  | 100                        |  |
|                |        | Weight            | 1   | 2                             |              |                              |                             | 3     |                           |              |                                   |                 |       |    |  | 3                          |  |
|                |        | Pegs              | 99  |                               |              |                              |                             | 99    |                           |              |                                   |                 |       |    |  | 99                         |  |
|                | C      | Tape              | 95  | 1                             |              |                              |                             | 96    | 4                         |              |                                   |                 |       | 4  |  | 100                        |  |
|                |        | Balance           | 88  | 11                            |              |                              |                             | 99    |                           |              |                                   |                 | 1     | 1  |  | 100                        |  |
|                |        | Weight            |   |                               |              |                              |                             |       |                           |              |                                   |                 |       |    |  |                            |  |
|                |        | Pegs              | 33  | 13                            | 16           |                              |                             | 63    | 11                        | 25           |                                   |                 | 1     | 37 |  | 100                        |  |

Table 12 (ii)

State wise Position of Supply and Use of Equipments

State: Kerala

Year: 2022-23

| Crop    | Agency | Item of Equipment | No of experiments supervised (Harvest and Postharvest) for which equipment was |                               |              |                              |                             |       |                           |              |                                   |                 |       |  |                            |    |  |
|---------|--------|-------------------|--|-------------------------------|--------------|------------------------------|-----------------------------|-------|---------------------------|--------------|-----------------------------------|-----------------|-------|--|----------------------------|----|--|
|         |        |                   | Supplied   |                               |              |                              |                             |       | Not Supplied              |              |                                   |                 |       | Information about supply not available | Total of columns 8,13 & 14 |    |  |
|         |        |                   | And used   | But used locally procured one |              | But not used though required | But not required to be used | Total | Used locally procured one |              | And also not used though required | As not required | Total |  |                            |    |  |
|         |        |                   |  | Standard                      | Non-Standard |                              |                             |       | Standard                  | Non-Standard |                                   |                 |       |  |                            |    |  |
| 1       | 2      | 3                 | 4  | 5                             | 6            | 7                            | 8                           | 9     | 10                        | 11           | 12                                | 13              | 14    | 15                                     | 16                         |    |  |
| Tapioca | S      | Tape              | 39   |                               |              |                              |                             | 39    |                           |              |                                   |                 |       |  |                            | 39 |  |
|         |        | Balance           | 38   | 2                             |              |                              |                             | 40    |                           |              |                                   |                 |       |  |                            | 40 |  |
|         |        | Weight            | 2  |                               |              |                              |                             | 2     |                           |              |                                   |                 |       |  |                            | 2  |  |
|         |        | Pegs              | 35   |                               |              |                              | 4                           | 39    |                           |              |                                   |                 |       |  |                            | 39 |  |
|         | C      | Tape              | 28   | 4                             | 2            |                              |                             | 34    | 4                         |              |                                   |                 | 1     | 5                                      |                            | 39 |  |
|         |        | Balance           | 30   | 6                             |              |                              | 1                           | 37    | 2                         |              |                                   |                 |       | 2                                      |                            | 39 |  |
|         |        | Weight            | 1  |                               |              | 1                            | 1                           | 3     |                           |              |                                   |                 | 1     | 1                                      |                            | 4  |  |
|         |        | Pegs              | 13   | 3                             | 2            |                              | 1                           | 19    | 8                         | 3            |                                   |                 | 9     | 20                                     |                            | 39 |  |
| Banana  | S      | Tape              |  |                               |              |                              |                             |       |                           |              |                                   |                 |       |  |                            |    |  |
|         |        | Balance           | 49   | 1                             |              |                              |                             | 50    |                           |              |                                   |                 |       |  |                            | 50 |  |
|         |        | Weight            | 2  | 1                             |              |                              |                             | 3     |                           |              |                                   |                 |       |  |                            | 3  |  |
|         |        | Pegs              |  |                               |              |                              |                             |       |                           |              |                                   |                 |       |  |                            |    |  |
|         | C      | Tape              |  |                               |              |                              |                             |       |                           |              |                                   |                 |       |  |                            |    |  |
|         |        | Balance           | 44   | 4                             |              |                              |                             | 48    | 2                         |              |                                   |                 |       | 2                                      |                            | 50 |  |
|         |        | Weight            | 4  | 2                             |              |                              |                             | 6     |                           |              |                                   |                 |       |  |                            | 6  |  |
|         |        | Pegs              |  |                               |              |                              |                             |       |                           |              |                                   |                 |       |  |                            |    |  |

**Table 12 (iii)**  
**State wise Position of Supply and Use of Equipments**

State: Kerala

Year: 2022-23

| Crop     | Agency | Item of Equipment | No of experiments supervised (Harvest and Postharvest) for which equipment was |                               |              |                              |                             |       |                           |              |                                   |                 |       | Information about supply not available | Total of columns 8,13 & 14 |    |
|----------|--------|-------------------|--|-------------------------------|--------------|------------------------------|-----------------------------|-------|---------------------------|--------------|-----------------------------------|-----------------|-------|--|----------------------------|----|
|          |        |                   | Supplied   |                               |              |                              |                             |       | Not Supplied              |              |                                   |                 |       |  |                            |    |
|          |        |                   | And used   | But used locally procured one |              | But not used though required | But not required to be used | Total | Used locally procured one |              | And also not used though required | As not required | Total |  |                            |    |
|          |        |                   |  | Standard                      | Non-Standard |                              |                             |       | Standard                  | Non-Standard |                                   |                 |       |  |                            |    |
| 1        | 2      | 3                 | 4  | 5                             | 6            | 7                            | 8                           | 9     | 10                        | 11           | 12                                | 13              | 14    | 15                                     | 16                         |    |
| Coconut  | S      | Tape              |  |                               |              |                              |                             |       |                           |              |                                   |                 |       |  |                            |    |
|          |        | Balance           | 6  |                               |              |                              |                             | 6     |                           |              |                                   |                 |       |  |                            | 6  |
|          |        | Weight            |  |                               |              |                              |                             |       |                           |              |                                   |                 |       |  |                            |    |
|          |        | Pegs              |  |                               |              |                              |                             |       |                           |              |                                   |                 |       |  |                            |    |
|          | C      | Tape              |  |                               |              |                              | 4                           | 4     |                           |              |                                   |                 |       |  |                            | 4  |
|          |        | Balance           |  |                               |              |                              | 4                           | 4     |                           |              |                                   |                 |       |  |                            | 4  |
|          |        | Weight            |  |                               |              |                              |                             |       |                           |              |                                   | 4               | 4     |  |                            | 4  |
|          |        | Pegs              |  |                               |              |                              |                             |       |                           |              |                                   | 4               | 4     |  |                            | 4  |
| Pepper   | S      | Tape              |  |                               |              |                              |                             |       |                           |              |                                   |                 |       |  |                            |    |
|          |        | Balance           | 38   | 2                             |              |                              |                             | 40    |                           |              |                                   |                 |       |  |                            | 40 |
|          |        | Weight            |  | 2                             |              |                              |                             | 2     |                           |              |                                   |                 |       |  |                            | 2  |
|          |        | Pegs              |  |                               |              |                              |                             |       |                           |              |                                   |                 |       |  |                            |    |
|          | C      | Tape              |  |                               |              |                              | 1                           | 1     |                           |              |                                   |                 |       |  |                            | 1  |
|          |        | Balance           | 33   | 5                             |              |                              |                             | 38    | 2                         |              |                                   |                 | 2     |  |                            | 40 |
|          |        | Weight            | 1  |                               |              |                              |                             | 1     |                           |              |                                   |                 |       |  |                            | 1  |
|          |        | Pegs              |  |                               |              |                              | 1                           | 1     |                           |              |                                   |                 |       |  |                            | 1  |
| Arecanut | S      | Tape              |  |                               |              |                              |                             |       |                           |              |                                   |                 |       |  |                            |    |
|          |        | Balance           | 38   | 2                             |              |                              |                             | 40    |                           |              |                                   |                 |       |  |                            | 40 |
|          |        | Weight            |  | 2                             |              |                              |                             | 2     |                           |              |                                   |                 |       |  |                            | 2  |
|          |        | Pegs              |  |                               |              |                              |                             |       |                           |              |                                   |                 |       |  |                            |    |
|          | C      | Tape              |  |                               |              |                              |                             |       |                           |              |                                   |                 |       |  |                            |    |
|          |        | Balance           | 34   | 4                             |              |                              |                             | 38    | 2                         |              |                                   |                 | 2     |  |                            | 40 |
|          |        | Weight            |  |                               |              |                              |                             |       |                           |              |                                   |                 |       |  |                            |    |
|          |        | Pegs              |  |                               |              |                              |                             |       |                           |              |                                   |                 |       |  |                            |    |

## **6. Comparison of ICS and GCES yield Estimates**

The district yield rates of rice under ICS and GCES during the year 2022-23 for Central and State samples are given in Table 13(i). Trend of yield rate for rice under ICS and GCES during Autumn, Winter and Summer from 2018-19 to 2022-23 are given in Chart 8, 9, 10 respectively {Table 13(iii)}. District wise yield rate of rice under GCES and ICS are given in Chart 11, 12 and 13 respectively. Season wise yield rate under GCES and ICS for rice is given in Chart 14. A graphical representation of yield rates of Tapioca, Banana, Coconut, Pepper and Arecanut are given in Chart 15 to 19. A graphical representation of crop wise yield rates of important crops during 2022-23 is given in Chart-20.



**Table 13 (i)**  
**Comparison of Yield Rates (Kg/Ha) of Rice Under GCES and ICS**

State: Kerala

Year: 2022-23

| Sl. No.       | District           | Autumn |              |                | Winter |              |                | Summer |              |                |
|---------------|--------------------|--------|--------------|----------------|--------|--------------|----------------|--------|--------------|----------------|
|               |                    | GCES   | ICS          |                | GCES   | ICS          |                | GCES   | ICS          |                |
|               |                    |        | State Sample | Central Sample |        | State Sample | Central Sample |        | State Sample | Central Sample |
| 1             | Thiruvananthapuram | 2497   | 2123.02      | 2236.34        | 2503   | 2809.49      | 2027.51        | 2486   | 2179         | 2076           |
| 2             | Kollam             | 2436   | 1852.71      | 2890.87        | 2218   | 2045.01      | 2167.71        | 3124   | 2560         | 3363           |
| 3             | Pathanamthitta     | 1737   | 1361.17      | 1233.07        | 2745   | 3282.21      | 3409.70        | 3456   | 2829         | 1375           |
| 4             | Alappuzha          | 3011   | 1917.71      | 2766.52        | 3095   | 2171.83      | 3808.42        | 3105   | 3162         | 4419           |
| 5             | Kottayam           | 3195   | 2677.97      | 2402.95        | 3232   | 1776.88      | 3422.54        | 3005   | 3444         | 2627           |
| 6             | Idukki             | 1620   | 1706.23      | 1818.40        | 2630   | 1659.20      | 2619.38        | 2666   | 2836         | 3092           |
| 7             | Ernakulam          | 1791   | 1921.68      | 1809.30        | 2624   | 2521.49      | 2875.40        | 2750   | 2776         | 2208           |
| 8             | Thrissur           | 1874   | 1822.46      | 1573.56        | 3245   | 2497.14      | 4004.60        | 3895   | 3733         | 2854           |
| 9             | Palakkad           | 2746   | 2089.87      | 2394.69        | 3501   | 3496.68      | 3837.53        | 3632   | 3648         | 3350           |
| 10            | Malappuram         | 2345   | 1669.40      | 1347.61        | 3275   | 3701.54      | 1969.96        | 4129   | 3508         | 4315           |
| 11            | Kozhikode          | 664    | 399.84       | 287.80         | 1112   | 847.42       | 884.58         | 2142   | 1755         | 1705           |
| 12            | Wayanad            |        |              |                | 2833   |              |                | 2803   |              |                |
| 13            | Kannur             | 2340   | 2104.33      | 1923.68        | 2262   | 1825.30      | 2123.34        | 2325   |              |                |
| 14            | Kasargod           | 2446   | 3216.68      | 1469.87        | 1898   | 2478.95      | 1674.57        | 2093   | 2320         | 2799           |
| State Average |                    | 2731   | 1905.81      | 1858.79        | 3153   | 2460.95      | 2709.86        | 3357   | 2897         | 2882           |

Table 13 (ii)

## Comparison of Yield Rates (Kg/Ha) of Important Crops Under GCES and ICS

State: Kerala

Year: 2022-23

| Sl. No.       | District           | Tapioca(Kg/Ha) |              |                | Banana(Kg/Ha) |              |                |
|---------------|--------------------|----------------|--------------|----------------|---------------|--------------|----------------|
|               |                    | GCES           | ICS          |                | GCES          | ICS          |                |
|               |                    |                | State Sample | Central Sample |               | State Sample | Central Sample |
| 1             | Thiruvananthapuram | 35760          | 30813        | 34344          | 8298          | 8650         | 12942          |
| 2             | Kollam             | 38052          | 29906        | 26500          | 7287          | 13825        | 9958           |
| 3             | Pathanamthitta     | 50413          |              |                | 7908          |              |                |
| 4             | Alappuzha          | 41468          |              |                | 8230          | 20183        | 13583          |
| 5             | Kottayam           | 50678          | 30906        | 52656          | 9471          | 15508        | 18725          |
| 6             | Idukki             | 49808          |              |                | 10900         |              |                |
| 7             | Eranakulam         | 50026          | 60253        | 42031          | 10033         | 17067        | 19533          |
| 8             | Thrissur           | 48172          | 34750        | 25083          | 11053         | 19594        | 15717          |
| 9             | Palakkad           | 44966          | 45594        | 28938          | 10626         | 18400        | 17311          |
| 10            | Malappuram         | 42399          | 20188        | 25713          | 9289          | 17956        | 18206          |
| 11            | Kozhikode          | 32233          | 20969        | 41625          | 12795         | 15392        | 23333          |
| 12            | Wayanad            | 44617          |              |                | 9847          |              |                |
| 13            | Kannur             | 41193          | 37719        | 49750          | 9779          | 20275        | 14275          |
| 14            | Kasaragod          | 41162          | 25906        | 14994          | 10097         | 18550        | 21700          |
| State Average |                    | 42905          | 33700        | 34396          | 9792          | 17070        | 16872          |

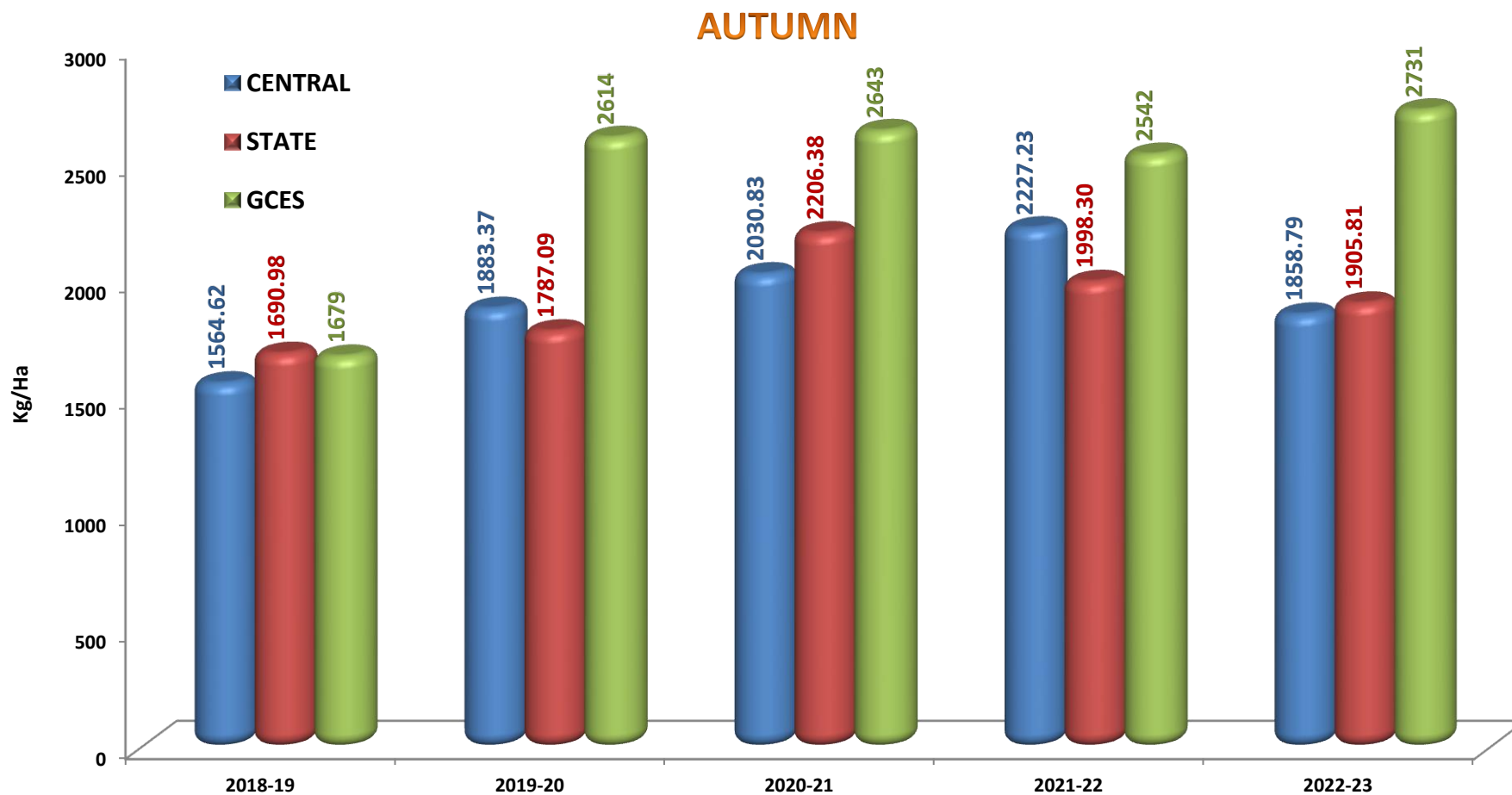
**Table 13 (iii)**  
**Comparison of Yield Rates of Important Crops Under GCES and ICS**

State: Kerala

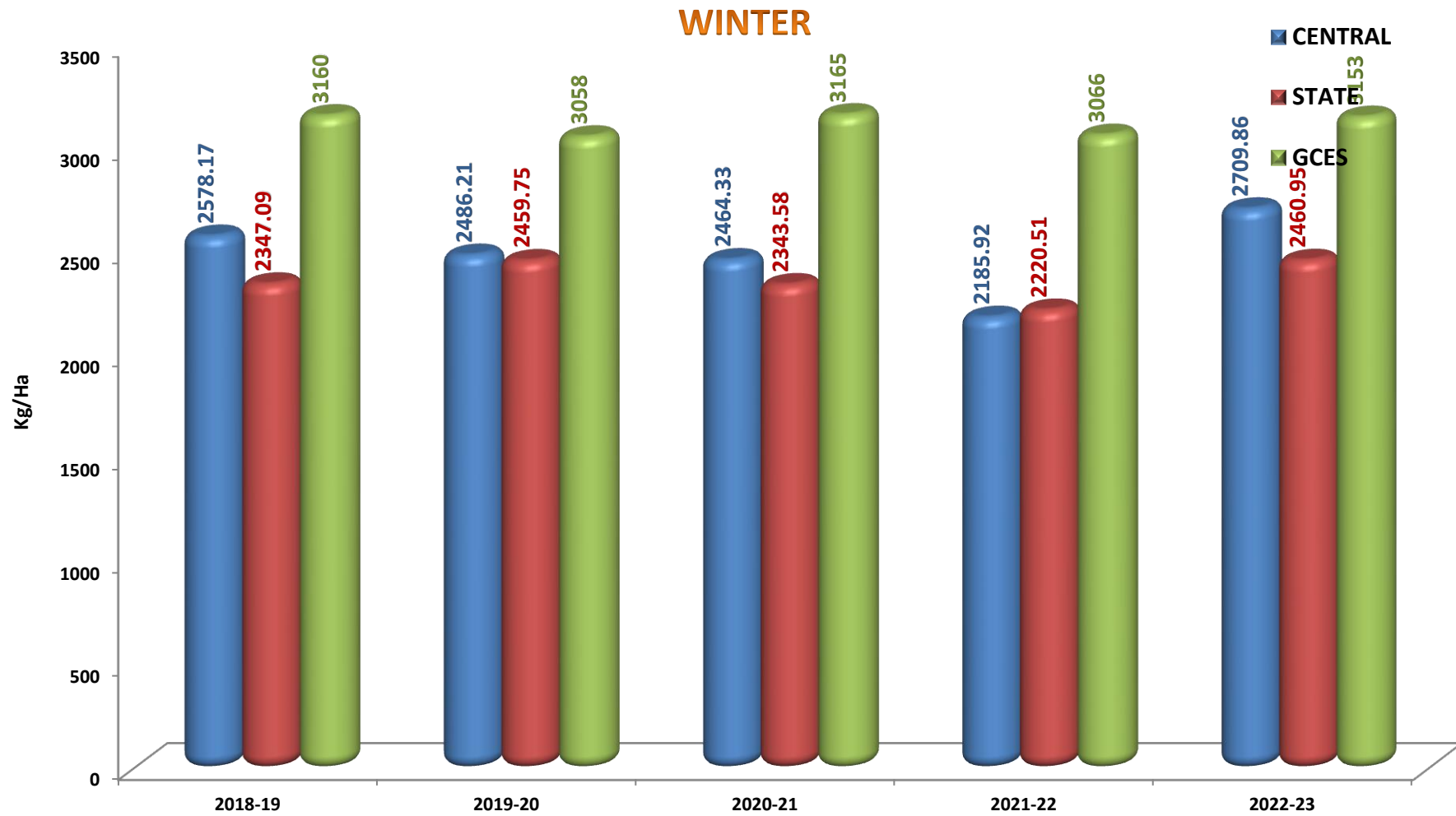
Year: 2022-23

| Sl. No. | District             | Coconut ( No./Ha) |              |                | Pepper (Kg/Ha) |              |                | Arecanut (Kg/Ha) |              |                |
|---------|----------------------|-------------------|--------------|----------------|----------------|--------------|----------------|------------------|--------------|----------------|
|         |                      | GCES              | ICS          |                | GCES           | ICS          |                | GCES             | ICS          |                |
|         |                      |                   | State Sample | Central Sample |                | State Sample | Central Sample |                  | State Sample | Central Sample |
| 1       | Thiruvananthapuram   | 6674              | 6912         | 5743           | 319            | 394          | 586            | 362              | 604          | 639            |
| 2       | Kollam               | 6182              | 8925         | 8264           | 269            | 375          | 337            | 565              | 924          | 987            |
| 3       | Pathanamthitta       | 4458              |              |                | 309            |              |                | 598              |              |                |
| 4       | Alappuzha            | 5356              | 5155         | 9883           | 190            |              |                | 308              |              |                |
| 5       | Kottayam             | 4880              | 3392         | 10037          | 256            | 187          | 393            | 705              | 719          | 1039           |
| 6       | Idukki               | 3891              |              |                | 440            |              |                | 845              |              |                |
| 7       | Eranakulam           | 5150              | 8297         | 6469           | 233            | 525          | 604            | 697              | 1137         | 662            |
| 8       | Thrissur             | 6762              | 7588         | 5624           | 276            | 391          | 254            | 722              | 514          | 619            |
| 9       | Palakkad             | 8787              | 10017        | 6826           | 392            | 793          | 223            | 685              | 1163         | 1477           |
| 10      | Malappuram           | 9512              | 10595        | 14137          | 207            | 393          | 372            | 895              | 685          | 1236           |
| 11      | Kozhikode            | 8657              | 12707        | 9396           | 238            | 217          | 445            | 778              | 1220         | 817            |
| 12      | Wayanad              | 7075              |              |                | 363            |              |                | 331              |              |                |
| 13      | Kannur               | 6335              | 8736         | 9093           | 284            | 346          | 419            | 902              | 663          | 480            |
| 14      | Kasaragod            | 9307              | 12005        | 9333           | 416            | 368          | 232            | 2147             | 956          | 2096           |
|         | <b>State Average</b> | <b>7419</b>       | <b>8674</b>  | <b>8648</b>    | <b>375</b>     | <b>399</b>   | <b>387</b>     | <b>1042</b>      | <b>859</b>   | <b>1005</b>    |

**CHART-8**  
**TREND OF YIELD RATES OF RICE UNDER ICS & GCES 2018-19 TO 2022-23**

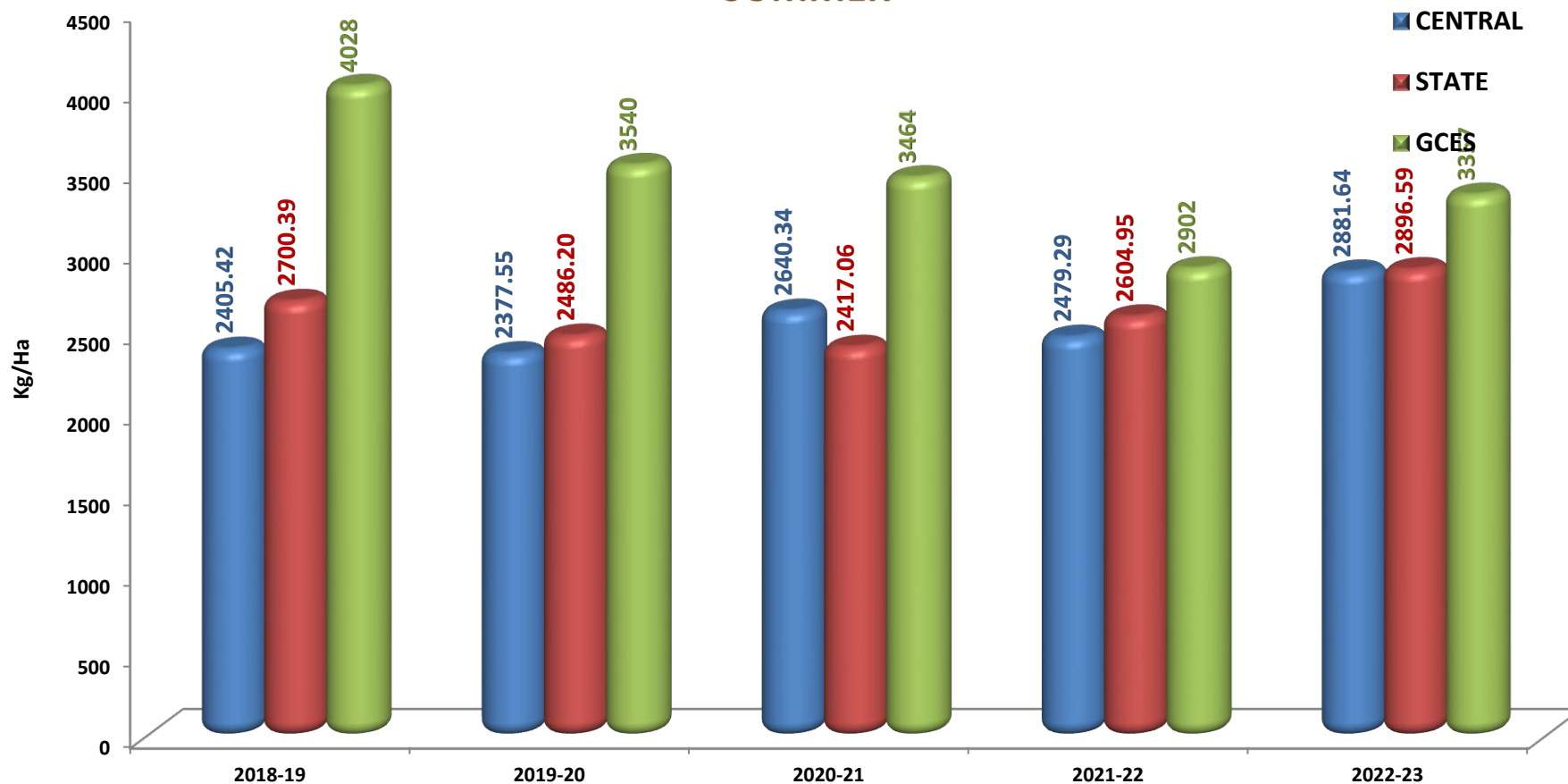


**CHART-9  
TREND OF YIELD RATES OF RICE UNDER ICS & GCES 2018-19 TO 2022-23**

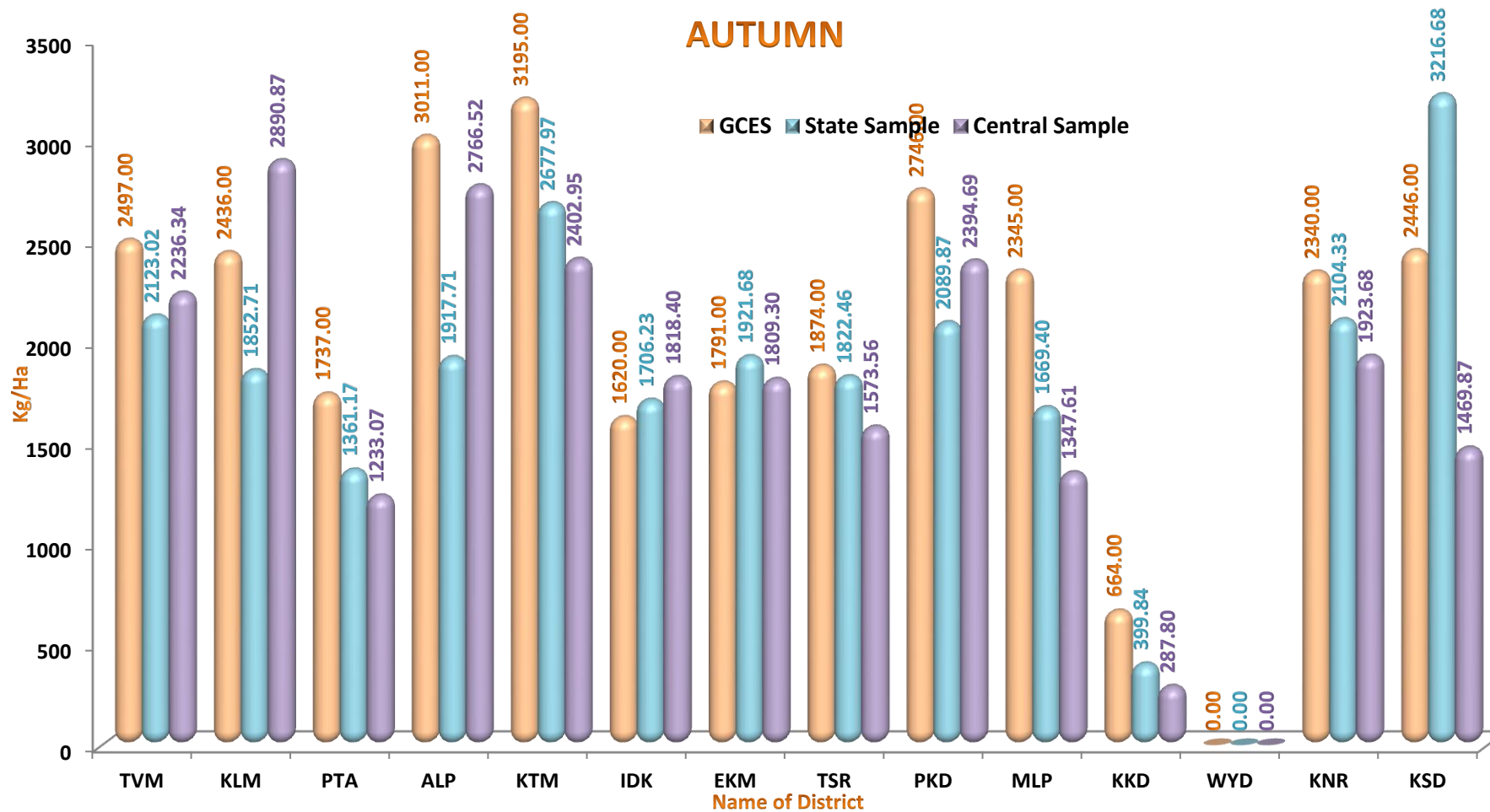


**CHART-10**  
**TREND OF YIELD RATES OF RICE UNDER ICS & GCES 2018-19 TO 2022-23**

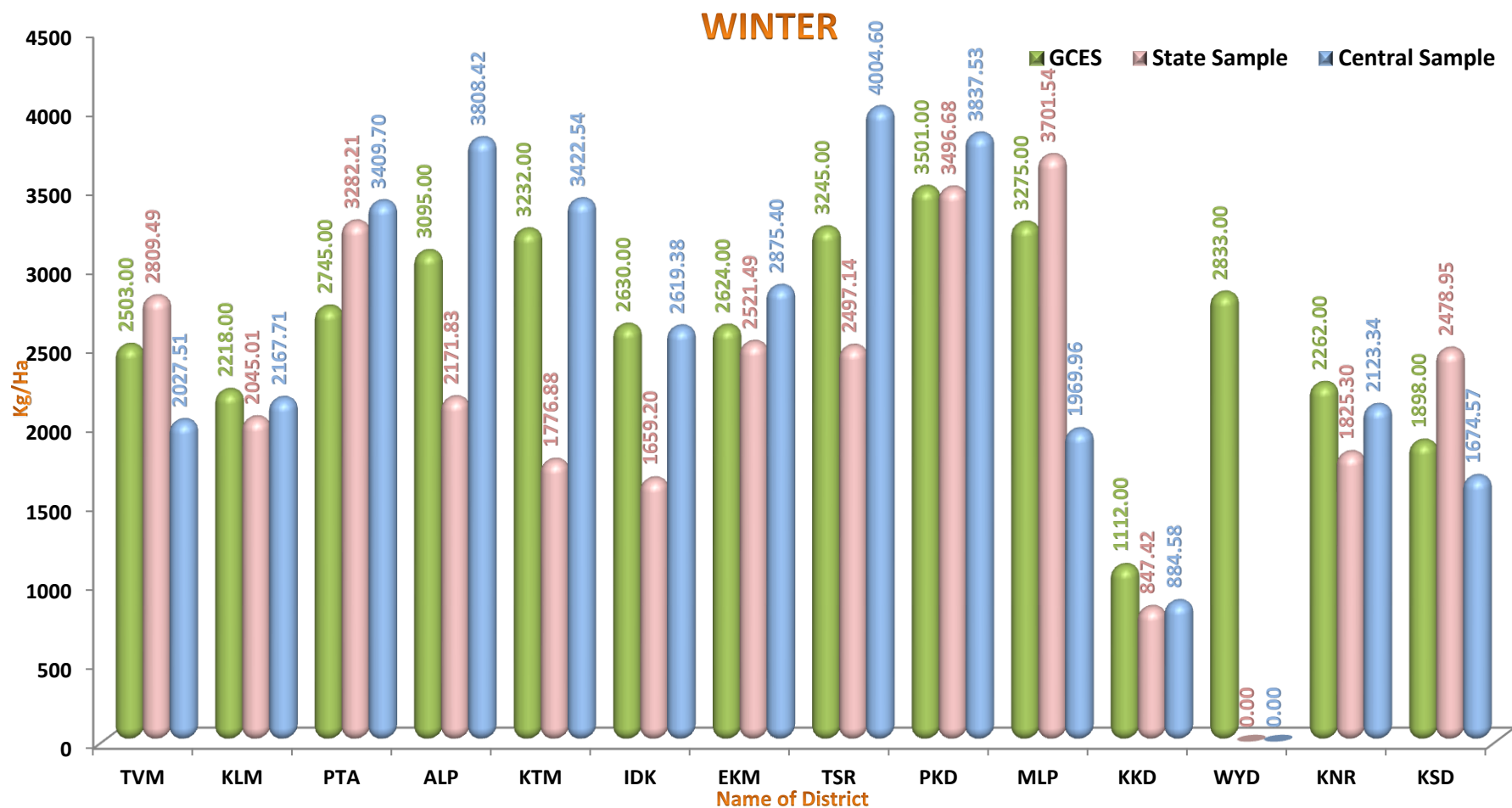
**SUMMER**



**CHART-11**  
**DISRTICTWISE YIELD RATES OF RICE— ICS & GCES 2022-23**

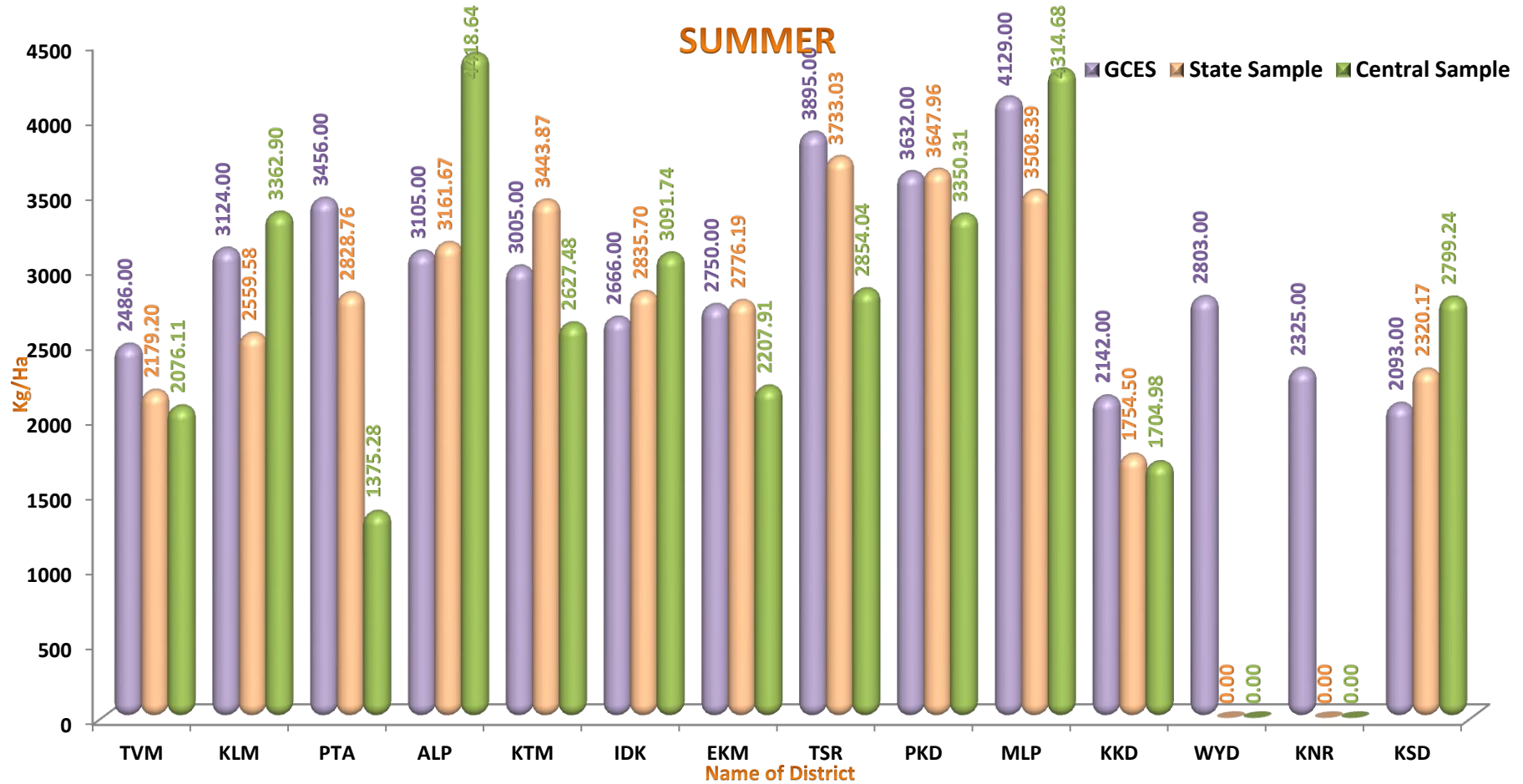


**CHART-12**  
**DISRTICTWISE YIELD RATES OF RICE– ICS & GCES 2022-23**

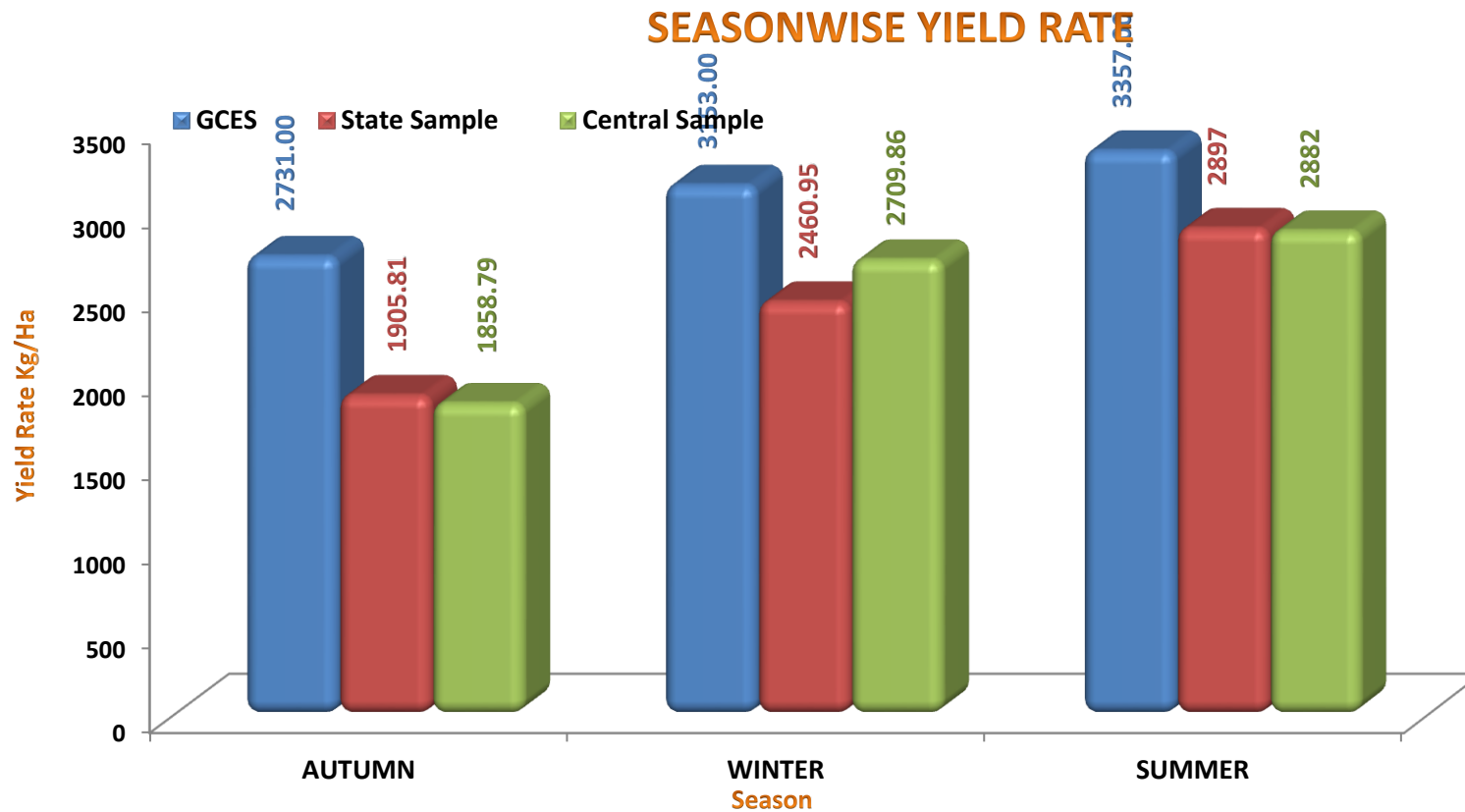




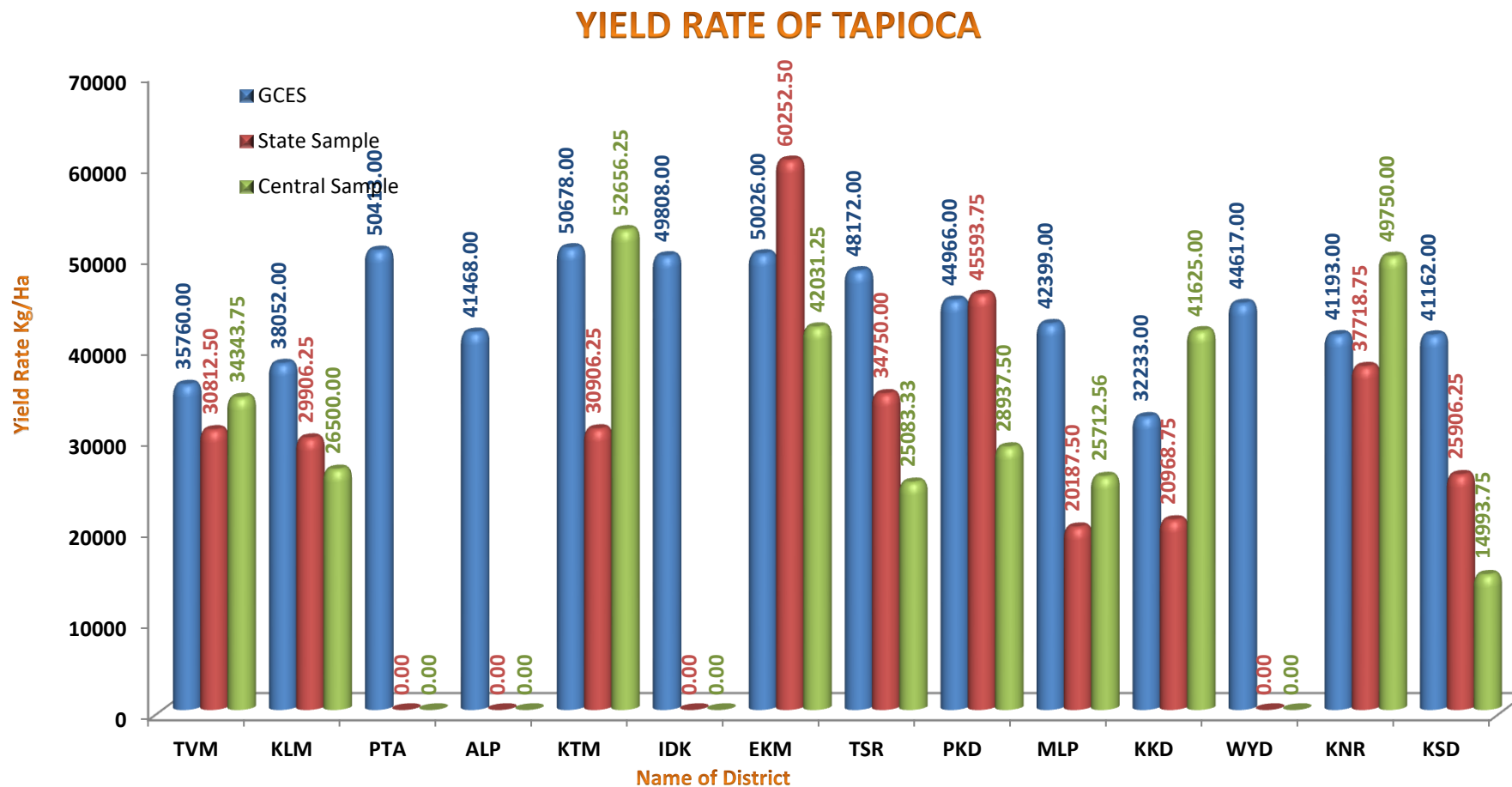
**CHART-13**  
**DISRTICTWISE YIELD RATES OF RICE– ICS & GCES 2022-23**



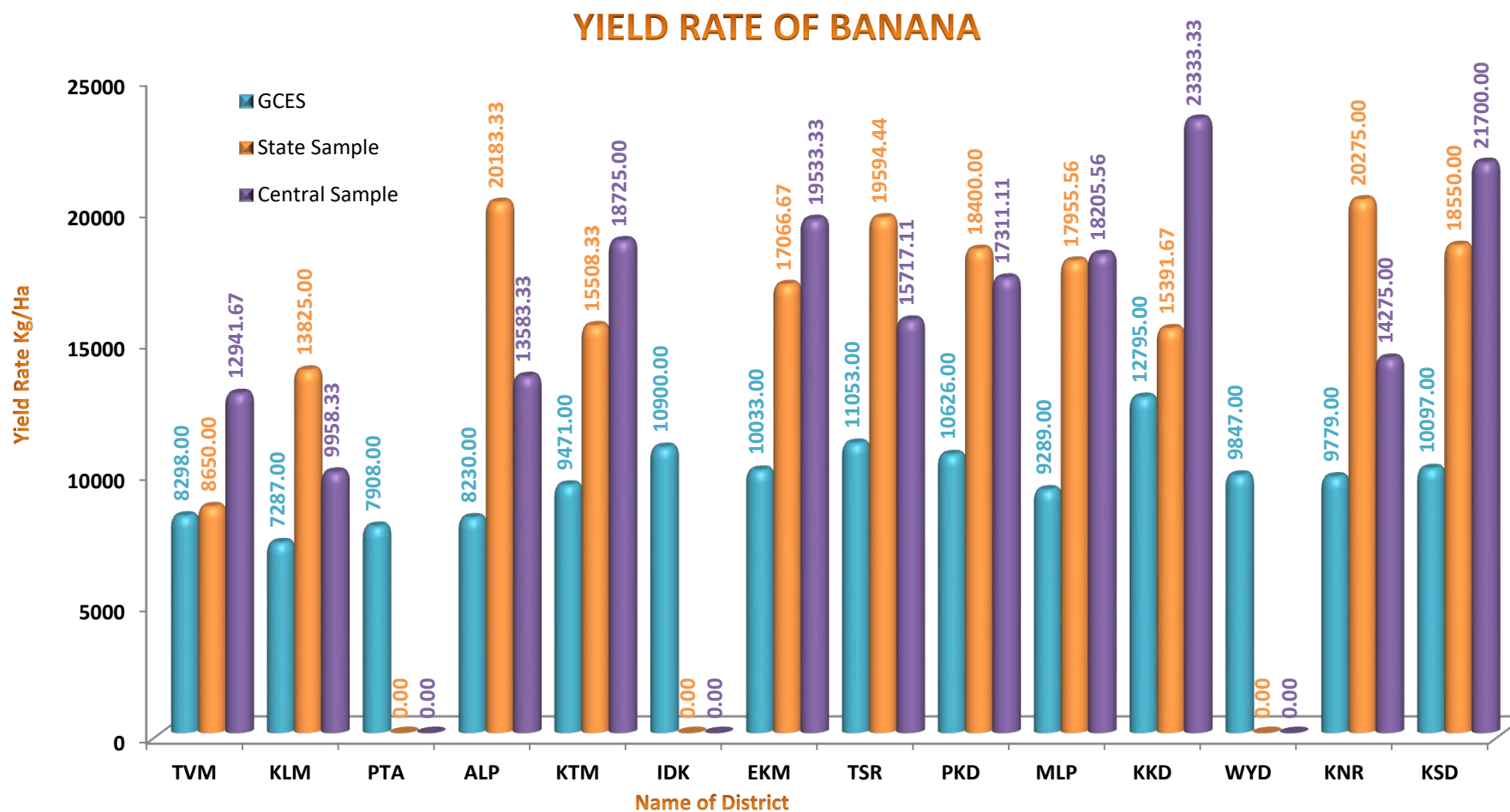
**CHART-14**  
**SEASONWISE YIELD RATE OF RICE UNDER GCES & ICS 2022-23**



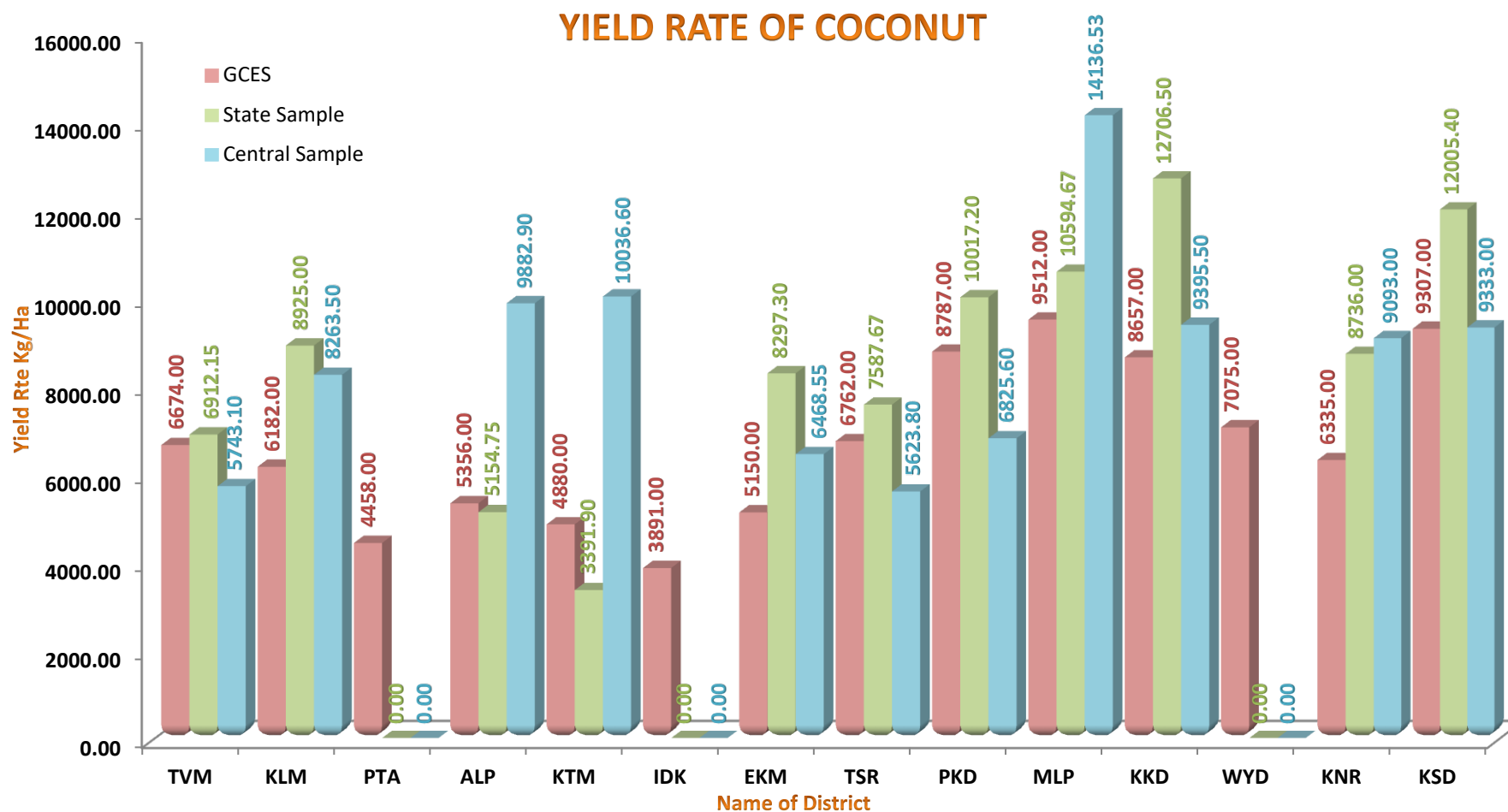
**CHART-15**  
**DISTRICTWISE YIELD RATE OF TAPIOCA UNDER GCES & ICS 2022-23**



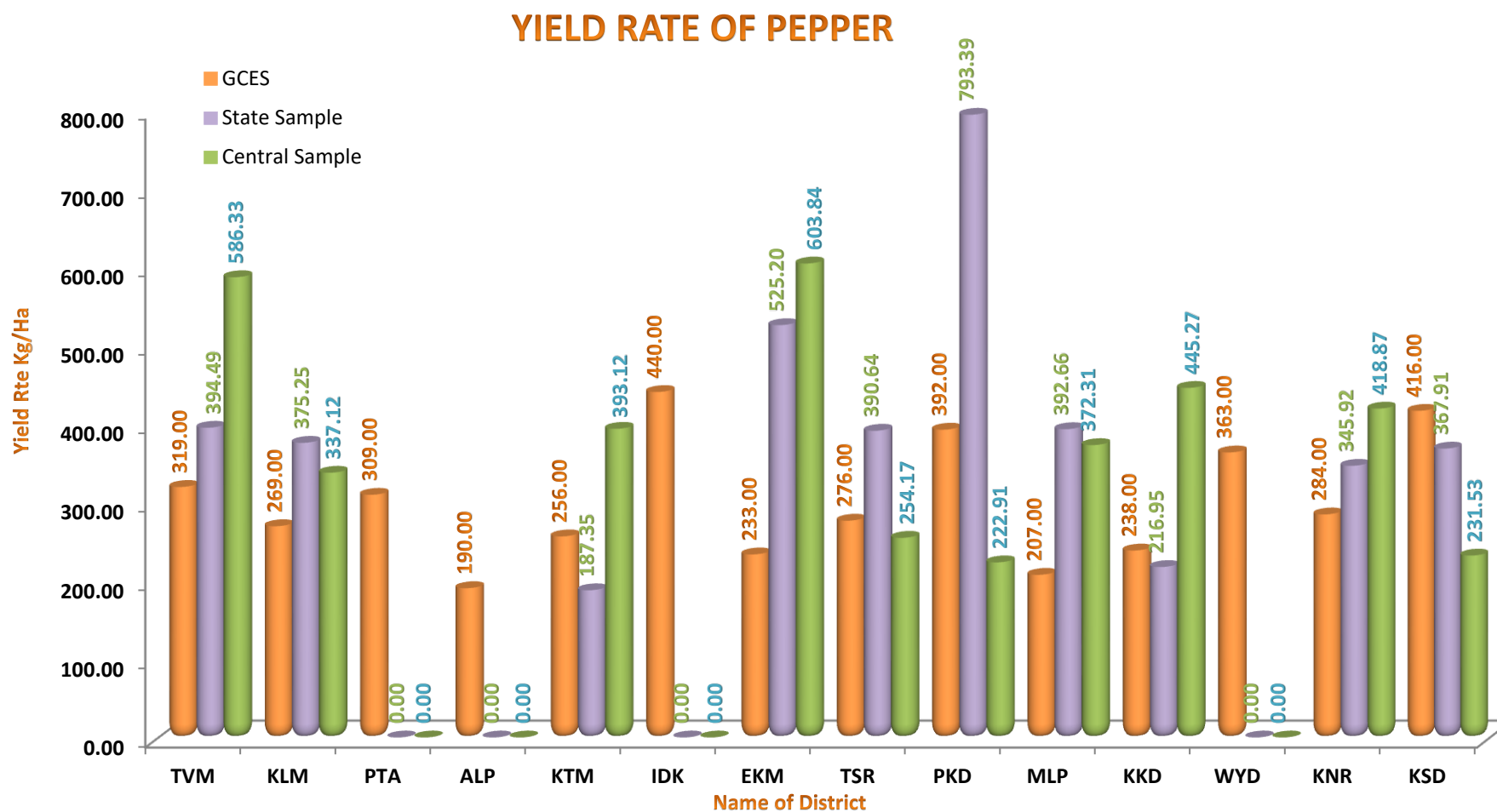
**CHART-16  
DISTRICTWISE YIELD RATE OF BANANA UNDER GCES & ICS 2022-23**



**CHART-17**  
**DISTRICTWISE YIELD RATE OF COCONUT UNDER GCES & ICS 2022-23**

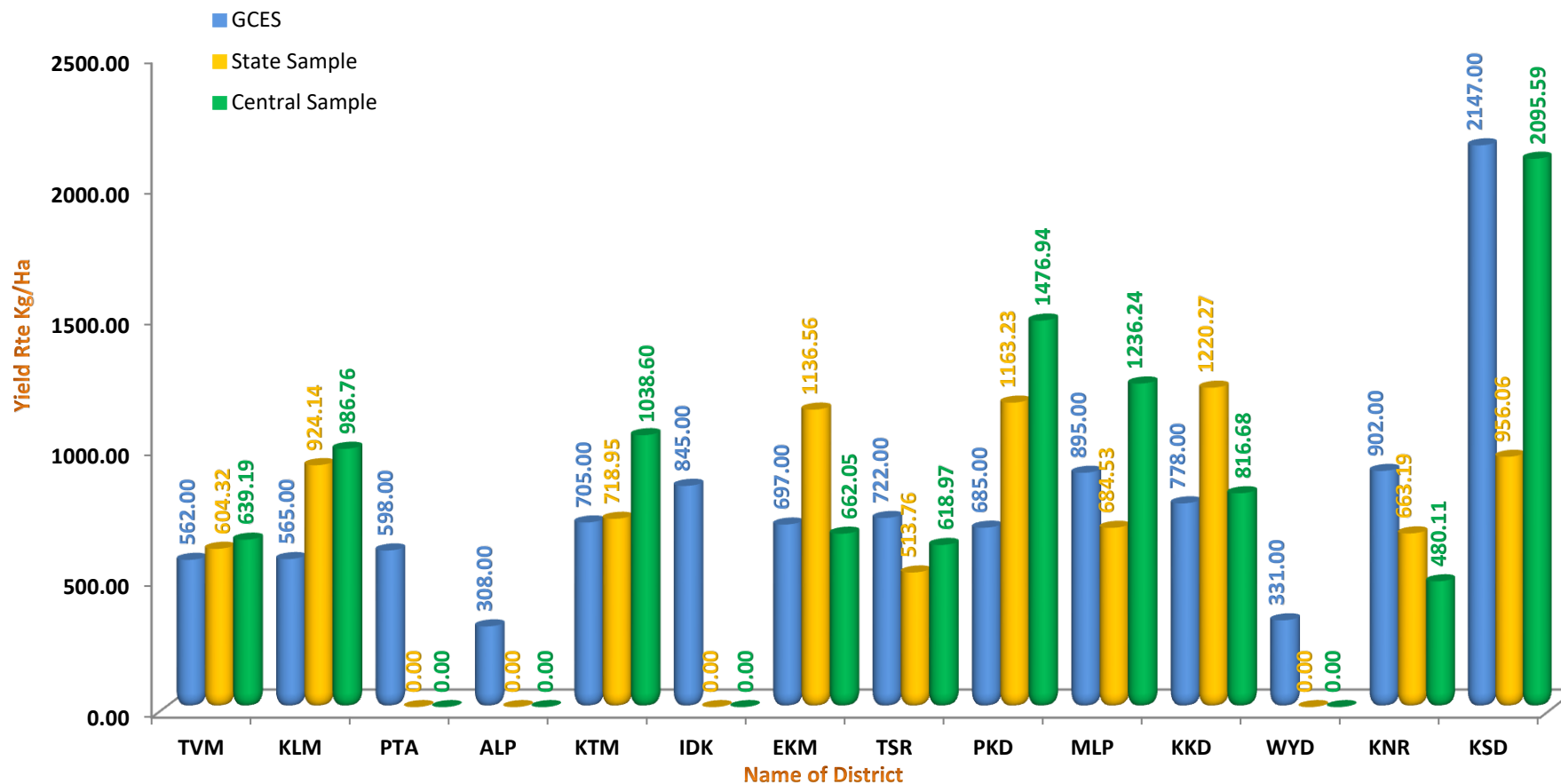


**CHART-18**  
**DISTRICTWISE YIELD RATE OF PEPPER UNDER GCES & ICS 2022-23**

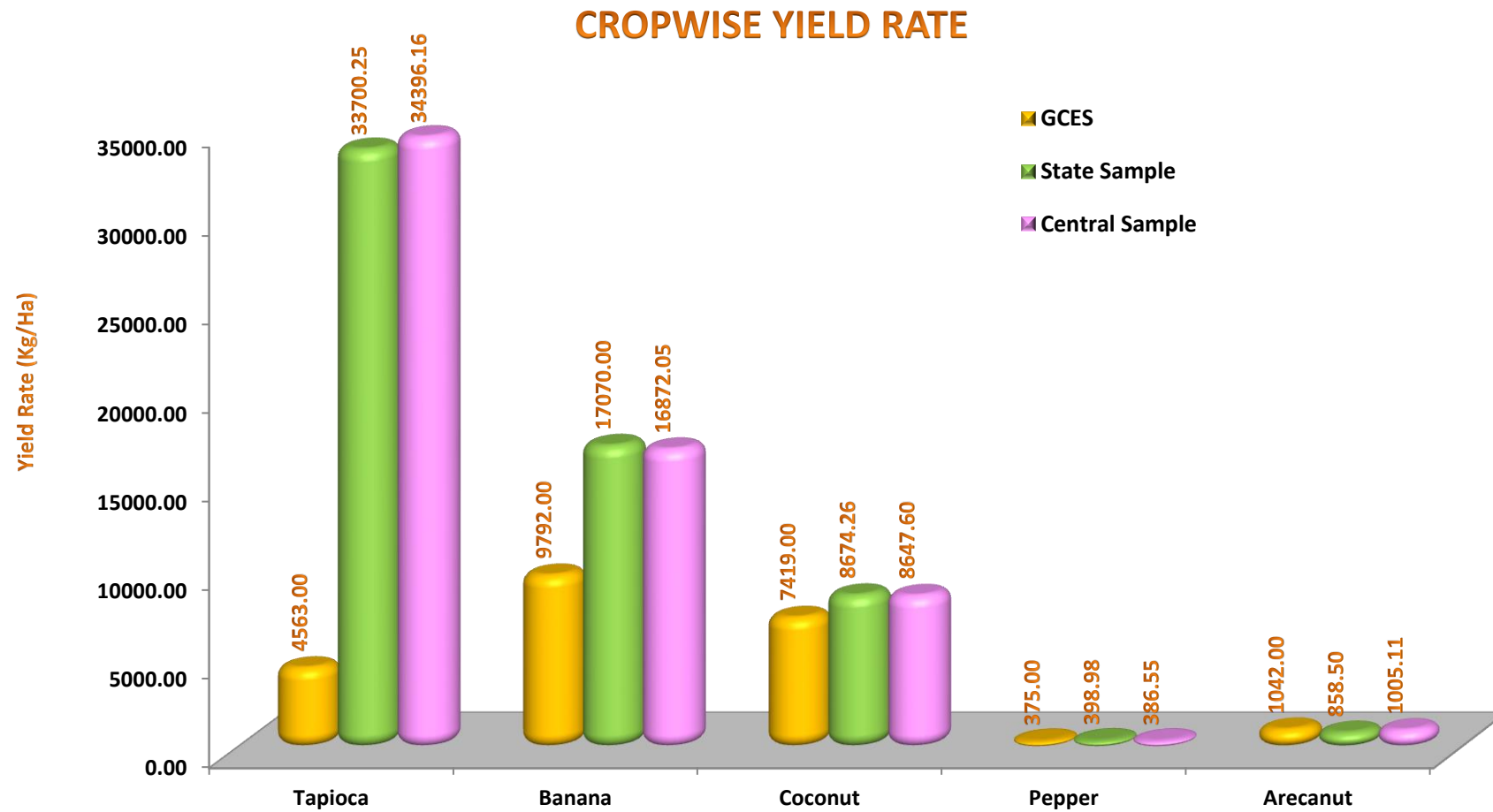


**CHART-19**  
**DISTRICTWISE YIELD RATE OF ARECANUT UNDER GCES & ICS 2022-23**

**YIELD RATE OF ARECANUT**



**CHART-20**  
**CROPWISE YIELD RATE OF IMPORTANT CROPS UNDER GCES & ICS 2022-23**





**Table 14**  
**TREND OF YIELD RATES (Kg/Ha) OF RICE UNDER GCES & ICS 2018-19 to 2022-23**

| YEAR    | AUTUMN  |         |      | WINTER  |         |      | SUMMER  |         |      |
|---------|---------|---------|------|---------|---------|------|---------|---------|------|
|         | CENTRAL | STATE   | GCES | CENTRAL | STATE   | GCES | CENTRAL | STATE   | GCES |
| 2018-19 | 1564.62 | 1690.98 | 1679 | 2578.17 | 2347.09 | 3160 | 2405.42 | 2700.39 | 4028 |
| 2019-20 | 1883.37 | 1787.09 | 2614 | 2486.21 | 2459.75 | 3058 | 2377.55 | 2486.20 | 3540 |
| 2020-21 | 2030.83 | 2206.38 | 2643 | 2464.33 | 2343.58 | 3165 | 2640.34 | 2417.06 | 3464 |
| 2021-22 | 2227.23 | 1998.30 | 2542 | 2185.92 | 2220.51 | 3066 | 2479.29 | 2604.95 | 2902 |
| 2022-23 | 1858.79 | 1905.81 | 2731 | 2709.86 | 2460.95 | 3153 | 2881.64 | 2896.59 | 3357 |

**List of Abbreviations used**

| Sl.No | Abbreviation | Expanded form                  |
|-------|--------------|--------------------------------|
| 1     | C            | Central Sample                 |
| 2     | S            | State Sample                   |
| 3     | ICS          | Improvement of Crop Statistics |
| 4     | GCES         | General Crop Estimation Survey |
| 5     | HY           | High Yielding                  |
| 6     | L            | Local variety                  |
| 7     | I            | Irrigated                      |
| 8     | UI           | Un-irrigated                   |
| 9     | H            | Harvested                      |
| 10    | T            | Total planned                  |
| 11    | Kg           | Kilogram                       |
| 12    | Ha           | Hectare                        |
| 13    | N            | Nitrogen                       |
| 14    | P            | Phosphorous                    |
| 15    | K            | Potassium                      |
| 16    | NR           | Non-Reporting                  |
| 17    | Expts        | Experiments                    |
| 18    | F            | Fertilizer                     |
| 19    | HYV          | High Yielding Variety          |