


ES
RARY

013
101

3876



GOVERNMENT OF KERALA

ECONOMIC & STATISTICAL


NEWSLETTER

VOLUME I

No. 2

FEBRUARY 1983

DIRECTORATE OF
ECONOMICS AND STATISTICS
GOVERNMENT OF KERALA



DES
LIBRARY

613-101

ECONOMIC & ST


L

NEWSLETTER

VOLUME I

FEBRUARY 1983

DIRECTORATE OF
ECONOMICS AND STATISTICS
GOVERNMENT OF KERALA



FROM THE EDITORS' DESK

This is the second in series of the Newsletter brought out by this Directorate. In the first issue we had tried to highlight the functioning of the various sectors of the Directorate in order to provide a clear perspective of the various activities of the Department. Scheme-wise details covering the progress of implementation had also been covered under the activities of the different sections.


In this Issue an attempt is made to indicate the progress of activities of the various sectors in this Directorate during the quarter under report. Effort has also been made to present a district-wise progress of implementation of the various schemes. Since this is the first attempt to give a district-wise review of progress of the working of this department only important activities in the districts alone have been covered. In later issues, it is hoped to present more details in respect of the activities in the Districts.

An added attraction of this issue is the detailed exposition of the computation of consumer price index (Appendix I) currently being computed by the State Directorate. It is hoped that this will go a long way in helping one to get acquainted with the computational aspect of the Consumer Price Index.

A brief note on the survey on Workers in Coir Industry and its findings is also given in appendix II.

Any suggestions on improvement are welcome.

R. S. KURUP,
Director,
Chief Editor.



Editorial Committee

K. Ramavarma
N. George John
K. Easwaran Kutty

}

Additional Directors

G. Ramachandran Nair
S. Sthanukrishna Iyer
G. Somasekharan Nair
P. L. Sreedevi
S. Retnabai Ammal

}

Joint Directors

U. Balaji
M. S. Valsala

}

Assistant Directors

A. Syamala Devi

Technical Assistant to the Director.

1919

1919

1919

1919

1919

1919


1919

1919

1919

AS YOU TURN THE PAGES

	<i>Pages</i>
I Agriculture and Allied Sectors ..	1
1.1 Timely Reporting Survey	
1.2 Agricultural Census	
1.3 Survey on Cost of Cultivation of Important Crops	
II Industries ..	2
2.1 Annual Survey of Industries	
2.2 Index of Industrial Production	
III Prices Statistics ..	2
IV State Income -	4
V Population Statistics ..	5
5.1 Vital Statistics	
5.2 Sample Registration	
5.3 Population Research Centre	
VI Social Statistics ..	6
6.1 Manpower	
6.2 Labour	
6.3 Housing	
6.4 Wage Structure Survey	
VII Socio-economic Surveys ..	7
7.1 Economic Census 1980	
7.2 Survey on Workers in Coir Industry	
7.3 National Sample Survey	
VIII Evaluation ..	8
IX Activities of the Research Forum ..	8
X In the Districts ..	9
XI Statistical Units in other Departments ..	19
11.1 Directorate of Public Instruction	
11.2 Forest Department	
11.3 Directorate of Fisheries	
XII Appendix -	20
12.1 Consumer Price Index Numbers in Kerala	
12.2 Survey on Coir Workers in Kerala	



I. AGRICULTURE AND ALLIED SECTORS

1.1 *Timely Reporting Survey:* (Survey on Estimation of Area and Yield Statistics of crops)

The survey under EARCS Scheme for the Agricultural year 1982-83 has been started from July 1982. Training was imparted to the field staff during July 1982.

The wet land enumeration was started during July 1982 and the crop cutting survey on Autumn crop paddy was conducted. Dry land enumeration has also been started and the crop cutting experiments on other crops are in progress.

The estimation of area and production under Autumn and Winter paddy during the previous year was completed and the results are furnished below:

Autumn 1981

<i>District</i>	<i>Area in hectares</i>	<i>Mean yield of dry paddy Kg./Hect.</i>	<i>Production of rice in tonnes</i>
Trivandrum	14800	2129	20707
Quilon	24540	2425	39102
Alleppey	34047	2403	53748
Kottayam	14435	2967	28138
Idukki	3514	2649	6114
Ernakulam	40102	2169	57138
Trichur	41794	1719	47193
Palghat	90044	3440	203506
Malappuram	37516	1820	44860
Kozhikode	10133	1378	9176
Cannanore	36152	1989	47236
State	347077	2442	556918

Area under paddy, mean yield of dry paddy and production of rice—Winter 1982

<i>District</i>	<i>Area in hectares</i>	<i>Mean yield of dry paddy Kg./Hect.</i>	<i>Production of rice in tonnes</i>
Trivandrum	14868	2344	22897
Quilon	25087	2631	43371
Alleppey	26231	2606	44917
Kottayam	12704	2507	21180
Idukki	5138	2868	9682
Ernakulam	41379	2316	62974
Trichur	51570	2193	74310
Palghat	86815	3069	175043
Malappuram	35830	2219	52248
Kozhikode	14034	1565	14427
Wynad	22693	2824	42109
Cannanore	22848	2006	25996
State	356074	2518	589154

N. GEORGE JOHN,
Additional Director,

S. STHANUKRISHNA IYER,
Joint Director.

1.2 *Agricultural Census in Kerala*

The field work relating to the agricultural Census 1980-81 now being carried out in this State as a part of the All India Agricultural Census has been undertaken in all the Districts during the quarter under report. The collection of basic data from the selected Agricultural holdings as required for the Main Census has been completed in almost all the Districts and the tabulation of data for the preparation of Table I showing the number and area of operational holding by size classes has just been commenced. The field work relating to Input survey as a part of the census is also in progress.

S. RETNABAI AMMAL,
Joint Director.

K. LEELA KUMARI,
Deputy Director.

1.3 *Survey on Cost of Cultivation of Important Crops*

The third round of the survey on cost of cultivation of important crops is in progress. Tabulation of data relating to the study on paddy (I Round) covering the three seasons is nearing completion.

N. GEORGE JOHN,
Additional Director.

II. INDUSTRIES

2.1 *Annual Survey of Industries*

The report for the year 1977-78 has been finalised and sent for printing. The data in respect of Annual Survey of Industries 1978-79 have been compiled and the fixed aggregates on various Industrial characteristics are being prepared. Detailed tabulation of data on Annual Survey of Industries 1979-80 has been started.

2.2 *Index of Industrial Production*

Quarterly reports on the Index of Industrial Production for the quarter ended 31-3-1981 as well as the annual report for 1980-81 were completed during the quarter under report.

P. J. JOSHUA,
Assistant Director.

III. PRICES STATISTICS

As the importance of various types of prices in any economic analysis is more and more being appreciated there has been an increasing demand for the price data from various quarters like Central and State Departments, Institutions and Research Stations. The Director has been declared as the Statistics Authority for this State. The price collection work of this Directorate is being carried out through a net work of staff spread over the entire State.

The suitability of a market quotation has to be judged mainly with reference to its acceptance by the data users as a satisfactory indicator of the price movements. The market quotations are critically scrutinised and are frequently subjected to public investigation. This Division continued to collect various types of prices viz., Farm Prices, Wholesale Prices and Retail Prices, etc. These data are also utilised for the computation of economic indicators. In order to have the picture of the price movements in the economy, various indices are being computed. (1) Consumer Price Index, (2) Wholesale Price Index (3) Parity Index between prices received and paid by the farmers. Further, the price data after scrutiny and compilation are forwarded to the Central and State Governments and various agencies for policy decisions and day-to-day needs.

1. Consumer Price Index

Consumer Price Index is designed to measure over a period the average change in the prices paid by the consumers for a fixed basket of goods and services. The Retail Prices of 92 items are being collected from 20 centres for the computation of monthly consumer price index numbers for 15 centres. This division continued to collect the above prices and computed Index numbers for these 15 centres during this quarter also.

Table I below shows the Consumer Price Index Numbers in different centres in the State for the quarter ending September 1982 (July, August & September).

TABLE 1
Consumer Price Index Numbers

Sl. No.	Centres	1982		
		July	August	September
1	Trivandrum	245	247	248
2	Quilon	251	254	256
3	Punalur	239	241	242
4	Alleppey	243	246	247
5	Kottayam	246	248	249
6	Mundakayam	238	240	240
7	Munnar	241	242	243
8	Ernakulam	236	239	240
9	Chalakyudy	244	246	246
10	Trichur	246	248	249
11	Palghat	240	243	243
12	Malappuram	238	241	243
13	Kozhikode	244	247	248
14	Meppady	249	252	253
15	Cannanore	239	241	242

(Base 1970 = 100)

2. Wholesale Price Index Numbers

Wholesale prices of the various commodities from selected centres are at present collected under the Market Intelligence scheme. The main object of the collection of this data is to provide for the benefit of the primary producers, a regular and prompt supply of the daily wholesale rates of important agricultural commodities and their trend. More over this regular collection of prices and other related data enables Government to keep a close watch over the changing price situation and take on the spot decisions.

Weekly wholesale prices of 17 agricultural commodities are being regularly collected from 37 centres for computing wholesale price index numbers. These index numbers are being regularly furnished to the Government of India.

The Index Numbers of Wholesale Prices of Agricultural commodities for the quarter ending September 1982 are given below:

TABLE 2

Statement showing the wholesale prices of agricultural commodities

Period	Index Numbers
July 1982	509.6
August 1982	512.6
September 1982	511.6

(Base 1952-53 = 100)

3. Index Numbers of parity between prices received and paid by farmers

The index numbers of parity indicate the level of the prosperity of the farmer. Prices received do not by themselves give an idea of the prosperity of the farmers unless these are studied in relation to the prices paid by them on items entering domestic and farm expenditure. Changes in the relative levels of prices received and prices paid by the farmers in relation to a base period can be measured by the index of parity between these two. For the computation of Parity Index Numbers this division continued to collect Parity Index Prices of 14 items from 20 centres and computed monthly parity index between prices received and paid by farmers and forwarded to the Government of India during this quarter also. The following table gives the Parity Index Numbers for the quarter ending September 1982.

TABLE 3

Statement showing the parity index numbers between the prices received and prices paid by the Farmers

Period	Parity Index Numbers
July 1982	87
August 1982	87
September 1982	86

4. Agricultural wages

Besides the collection of different types of prices, the data on daily wages of various categories of labour are being collected from 20 villages in the State for the computation of Index Numbers of skilled workers and Agricultural workers. The index numbers computed for the months of July, August and September are given in Table 4 below:

TABLE 4

Statement showing the index numbers of skilled workers and agricultural workers

Month	Skilled Labour		Paddy field labour		Other Agricultural labour		Herdsmen
	Carpenter	Mason	Men	Women	Men	Women	Children
July 1982	939.5	938.4	824.5	1030.6	834.9	1130.3	647.5
August 1982	949.5	945.9	827.7	1037.7	843.5	1139.0	647.5
September 1982	953.2	950.9	833.8	1045.9	843.5	1139.0	672.0

(Base 1952-53=100)

K. EASWARANKUTTY,
Additional Director,
A. MEERA SAHIB,
Assistant Director,
RAJI PRASAD,
Research Officer,
K. P. THRESIAMMA,
Research Officer.

IV. STATE INCOME

The State Income division is currently engaged in the revision of the estimates for State Domestic Products for the period from 1970-71 to 1980-81, prepared earlier, so as to bring out a fresh series. This revision was necessitated due to the availability of up-to-date data on sectors like Agriculture, Trade, Real Estate and Ownership of dwelling services, etc.

During the quarter, the unit had an opportunity to compare their estimates for the year 1978-79, with the comparable estimates framed by the Central Statistical Organisation, New Delhi. Since the State Statistical Directorates estimates on sectors like Agriculture, Manufacturing, Ownership of dwellings were based on better data, the Central Statistical Organisation had agreed to revise their estimates on the basis of the data furnished. The Income and outlay and capital finance accounts of local bodies in the State, prepared by the Division for the years from 1975-76 to 1979-80 has also been furnished to the Central Statistical Organisation for their use.

Analysis of the State Budget Estimates prepared by the division was very much close with that of the Central Statistical Organisation. The State Statistical Directorate estimates on income originated from local bodies were more realistic, since they were based on recent data. The Central Statistical Organisation has also expressed satisfaction on the data furnished.

N. GEORGE JOHN,
Additional Director.

V. POPULATION STATISTICS

5.1 Vital Statistics:

(1) Civil Registration

Data upto the year 1977 was tabulated and forwarded to the Registrar General of Births and Deaths, Government of India. The periodical monthly return of advance summary figures on Birth and Death upto May 1982 has also been furnished to the Registrar General of India.

(2) Model Registration—Survey on cause of death on rural areas

The monthly and half yearly reports received from the primary health centres were forwarded to the Registrar General of India.

(3) Scheme for Medical Certification of cause of death

Report for the year 1978 is under preparation.

(4) Improvement of Vital Statistics in Municipalities spot check

The annual report for 1977 is under revision according to the revised mid-year population of 1977 estimated from the 1981 census figures.

5.2 Sample Registration

Thirty-fourth half yearly survey covering the period from January to June 1982 is in progress in all the districts. Out of 150 units the survey is over in 61 samples.

Results of the thirty-third half yearly survey covering the period of January to June 1981 relating to all the 150 sample units were sent to the Registrar General.

Annual report on Sample Registration Scheme for the year 1978 has been published. Annual report for 1979 is ready for printing. Birth and Death rates for Kerala—rural for 1978 to 1980 are given below:

Year	Birth rate	Death rate	Infant mortality rate
1978	25.8	7.2	44.8
1979	26.8	7.2	48.5
1980 (Provisional)	26.9	7.1	42.3

5.3 Population Research Centre—Studies Completed during the quarter

1. Study on the sample survey to estimate the birth and death rates in the Primary Health Centre, Perumkadavila.
2. Recent trends in Family Welfare Programme in the State especially the impact on fertility.

The final report has already been prepared and sent to the Government of India.

The following studies are in progress:—

1. Current Evaluation of Family Welfare Programme in Malappuram District.

Tabulation of data has been completed and the report is being prepared.

The preliminary work of a similar survey in respect of Alleppey District has been started.

2. Socio-economic Survey in sample registration villages in Trivandrum District.

The report is being finalised.

3. District-wise vital rates from sample registration data.
4. Oral contraceptive programme (oral pills programme)
5. Study on impact of migration on fertility.

The main object of the survey is to assess the overall impact of migration on fertility in the State. The ward selection is completed and training class has already been conducted to field workers to impart sufficient knowledge so as to enable them to do the field enquiry properly.

M. K. BHSAKARA PILLAI,
Deputy Director.

A. P. PATHROSE,
Assistant Director.

M. SHAMSUDDIN,
Assistant Director.

M. SERVERKHAN,
Regional Statistical Officer.

VI. SOCIAL STATISTICS

6.1 *Manpower*

Tabulation of data collected in respect of the study on educated unemployed harijans has been completed and the report on the above study is in progress. The scrutiny of filled-in schedules, in respect of census of Government employees in Kerala State Road Transport Corporation and Kerala State Electricity Board has been started.

S. SUNEETHA,
Assistant Director.

6.2 *Labour*

The annual return under the Factories Act, 1948 relating to the year 1980 was finalised and sent to the Labour Bureau Simla. It is observed that the number of working factories which stood at 3040 in 1970 has risen to 9106 at the end of 1980, registering 199.53% of decennial growth. The total employment in registered factories was 3.00 lakhs at the end of 1980 as against 2.05 lakhs in 1970. The growth rate in employment over the decade is 45.34%. A disturbing trend revealed from the 1980 return is the increasingly poor response on the part of factory management in furnishing statutory returns. The percentage of factories furnishing returns has been progressively diminishing over the past decade. Starting from 67.6% in 1970 and climbing down through the years, an all time low level of 47.00% was reached in 1980. The annual return under payment of Wages Act, 1936 was also compiled and sent to the Labour Bureau during the quarter.

6.3 *Housing*

The second Regional Conference of Northern States was held at Simla under the auspices of the National Buildings Organisation. This Conference discussed the existing position of the availability of housing statistics at the State level and formulated suggestions for improvement. The suggestions of the Conference include a quinquennial housing census in the pattern of the Live Stock Census, arranging frequent meetings of State Level functionaries in order to facilitate exchange of views and ideas, etc.

6.4 *Wage Structure Survey*

The survey is conducted in quinquennial rounds. The previous round having terminated on 31-3-1982, the new round for 1982-87 has been started in April 1982. Wage rates are collected for Construction Sector and Trade and Commerce Sector on quarterly basis and this work continued during the quarter ended 30-9-1982 also.

E. P. RAMAN NAMBOODIRI,
Assistant Director.

VII. SOCIO ECONOMIC SURVEYS

7.1 *Economic Census 1980*

The second Economic Census was carried out in the State during March-May 1980 along with the house listing operations of the 1981 population Census.

Besides non-agricultural establishments and own account enterprises (i.e.) (enterprises run wholly by household members) agricultural enterprises excluding crop production and plantation were also covered in this census.

Report based on quick tabulation shows that there are 9.27 lakh enterprises in the State providing employment to 25.35 lakh persons. The number of own account enterprises comes to 6.05 lakhs. There are 15.83 lakh hired persons employed in the 3.21 lakh establishments.

The District-wise distribution of enterprises in the State is given in the statement appended.

7.2 *Survey on workers in Coir Industry*

In June-October 1981, the Department has conducted a survey to identify Coir Workers in the State as part of the Employment Generation Scheme. The survey was conducted in 256 villages spread in 30 taluks from Neyyattinkara to Kasargode. The data collection was done by 600 unemployed persons who were appointed for a period of two months for a consolidated remuneration of Rs. 400 each.

Detailed tabulation of the data collected has been done and the final report prepared and released. There are 2.8 lakh coir workers in the coir manufacturing sector. About 47.0% of the coir workers are concentrated in Alleppey District. During the course of the survey, 94127 production units were identified in the coir industry.

About 56.6% of the workers engaged in the coir industry are self employed.

7.3 *National Sample Survey*

The Department has been participating in the National Sample Survey from 1955 onwards on an equal matching basis. The subject covered in the last few rounds are given below:

ECONOMIC CENSUS—PROVISIONAL RESULTS

Statement 1.0 (iii) District-wise number of enterprises and number of persons usually working

District-wise rural urban combined	Enterprises			Persons usually working		
	Total	Agricultural	Non-agri-cultural	All enter-prises	Agricultural enterprises	Non-agri-cultural enterprises
(1)	(2)	(3)	(4)	(5)	(6)	(7)
1 Cannanore	119203	6243	112960	282277	9921	272356
2 Kozhikode	91183	3924	87259	237288	6721	230567
3 Malappuram	64256	3535	60721	134360	5107	129253
4 Palghat	66747	1483	65264	165843	2394	163449
5 Trichur	96564	6284	90280	252509	8734	243775
6 Ernakulam	96590	5637	90953	304155	7602	296553
7 Idukki	27059	1727	25332	64354	2161	62193
8 Kottayam	63561	2947	60614	162091	3505	158586
9 Alleppey	111712	10223	101489	279262	20245	259017
10 Quilon	103407	6017	97390	365779	13906	351873
11 Trivandrum	86902	6185	80717	287319	9177	278142
State (urban rural combined)	927184	54205	872979	2535237	89473	2445764

33rd round—1978-79	Survey of non-directory and own account enterprises in the manufacturing industries and repair services.
34th round—1979-80	Survey of non-directory and own account enterprises in the sectors of trade, hotels, restaurants, transport services, etc.
35th round—1980-81	Survey on social consumption.
36th round—1980-81	Survey on Physically handicapped persons.
July—December	
37th round 1982 January—December	Survey on land holdings and investments.

The field operations of the 38th round will start from January 1983. The survey period of this round will be from January to December 1983.

The main subject of enquiry of this round are employment and unemployment and household consumer expenditure. Besides some preliminary work relating to the survey on population births and deaths proposed to be undertaken in the 39th round will also be done during the current round.

The data collected in the State samples are being tabulated in the Directorate.

G. RAMACHANDRAN NAIR,
Joint Director.
G. SAINABA,
Deputy Director.
ABDUL GAFFOOR,
Assistant Director.

VIII. EVALUATION

The Evaluation division is engaged in conducting the evaluation study on 'National Rural Employment Programme' in association with the State Planning Board. NREP is an on-going programme aimed at generating additional employment, creating durable community assets and improving the nutritional standards in the rural areas.

Field enumeration of the first phase have been completed in all the selected 12 blocks.

The second phase of the field study investigate the quality and availability of the assets created as part of the programme is in progress.

C. R. PARAMESWARAN,
Deputy Director.

IX. ACTIVITIES OF THE RESEARCH FORUM

The Research Forum in the Directorate of Economics and Statistics was revived with Sri K. Ramavarma, Additional Director as Chairman and Shri G. Ramachandran Nair, Joint Director as Secretary Convener. The forum intends to encourage research work in the Directorate and provides an opportunity for research workers to meet and discuss their work with interested persons.

During the quarter ended September 1982, Six meetings were held in which the following persons discussed/presented papers on the subjects noted against their names:—

<i>Date</i>	<i>Name of speaker</i>	<i>Subject</i>
4-6-1982	K. Rama Varma, Additional Director	Methodological problems in the collection of data on Marketable surplus
14-6-1982	C. Appukuttan Pillai, Research Officer	Capital Formation
15-6-1982	K. Retnabai Ammal, Joint Director	Home Survey on Consumption and Income
28-6-1982	C. Zainaba, Deputy Director	Collection of statistical data on non-agricultural sectors
19-7-1982	K. Leelakumari, Deputy Director	Agricultural Census and Land holding surveys
21-8-1982	George Mathai, Research Officer	Price output relationship of agricultural commodities—a preliminary analysis

X. IN THE DISTRICTS

District Statistical Units are functioning in all the districts of the State, with their sub-offices at the Taluk level. With the strengthening of the District Statistical machinery, in addition to field surveys and data collection, district level compilation has also been undertaken at the District Statistical Offices. The stage of implementation of the various schemes operated at the district level is indicated in the following paragraphs:

TRIVANDRUM DISTRICT

I. Agriculture and allied Sectors

1. *Survey on Estimation of Area and yield statistics of crops (T. R. S.):*

The second round of the T. R. S. was started during 1981-82. The first round was over in the 20 selected villages by July 1982. For the year 1982-83, 19 villages have been selected.

2. *Agricultural Census:*

The quinquennial Agricultural Census was started in February 1982 in the District along with other Districts. 56 Sample units were selected—44 rural and 12 urban. In the rural sample an input survey has been undertaken which is in progress.

3. *Cost of Cultivation of Important Crops:*

The survey to estimate the cost of cultivation of important crops like paddy, tapioca, coconut and arecanut was conducted in Nedumangad and Neyyattinkara Taluks.

II. Prices and related items

1. *Market Intelligence and Price Collection:*

Under Market Intelligence Scheme prices are collected from Trivandrum, Neyyattinkara and Nedumangad. In addition to this retail prices are collected from Trivandrum Centre. Farm prices are collected from all the Taluks.

III. Population Statistics

1. *Sample Registration Scheme:*

Out of the 15 samples selected under Sample Registration Scheme half yearly survey has been completed in 5 samples.

2. *Evaluation Study of National Rural Employment Programme:*

Parassala Block has been selected for the study and the survey is in progress.

IV. Socio-Economic Surveys

1. *National Sample Survey:*

The 37th round of the N. S. S. is in progress in the District.

2. *Family Budget Survey:*

The family Budget Survey at Trivandrum centre was completed during the quarter.

3. *Wage Structure Survey:*

The prices of building materials and the wages of employees in the Construction and Trade & Commerce Section were collected from selected centres.

N. V. GEORGE,
Deputy Director.

QUILON DISTRICT

I. Agriculture and Allied Sectors

1. *Survey on Estimation of area and yield statistics of crops (T. R. S.):*

Wet land survey (Autumn season) has been completed in all the villages. The dry land enumeration has been completed in 10% of the selected villages. Preliminary work on crop cutting survey was also over.

2. *Agricultural Census:*

Main census work has been completed and the compilation work is in progress.

3. *Survey on cost of Cultivation of Important crops:*

The survey is being conducted in Pathanamthitta, Karunagappally and Kottarakkara Taluks.

II. **Prices and Related Items**

Prices of agricultural commodities and necessities are being collected from selected centres in the District.

III. **Population Statistics**

1. *Sample Registration Scheme:*

The list of new samples were received and action taken to appoint enumerators in all the newly selected samples.

IV. **Socio-Economic Surveys**

1. *National Sample Survey:*

The 37th Round of the National Sample survey is carried out in this District also.

2. *Family Budget Survey:*

The survey has been completed in Quilon and Punalur centres.

K. P. MADHAVA KURUP,
Deputy Director.

ALLEPPEY DISTRICT

I. **Agriculture and Allied Sectors**

1. *Survey on Estimation of area and yield statistics of crops (T.R.S.):*

19 villages have been selected for T.R.S. in Alleppey District for the year 1982-83. The wet land survey is in progress. Crop cutting experiments on Autumn crop of paddy was conducted.

2. *Agricultural Census:*

The survey is being conducted in 73 selected sample units in this District. The Main census work has been completed. The In-put survey has been completed in 39 census villages out of 58.

II. **Industry**

1. *Index of Industrial Production:*

Quarterly production return for the quarters ended 31-3-1982 and 30-6-1982 are being collected from 51 Industrial Units in this District.

III. **Prices and related items**

Prices of agricultural commodities and necessities are being collected regularly from the selected centres in this District. Monthly details of off-take of rationed articles are being collected regularly from the 5 selected ration shops in Alleppey centre.

IV. **Population Statistics**

1. *Sample Registration Scheme:*

34th half yearly survey is in progress in 13 selected sample units. The work of enumeration and verification have been completed in 6 samples.

2. *Evaluation Study on National Rural Employment Programme:*

Evaluation Study of the National Rural Employment Programme is being conducted in Pulikeezhu Block.

V. Socio-Economic Surveys

1. National Sample Survey:

The 37th Round of the National Sample survey was carried out in this District. Work in the 11 sample villages selected for the first-sub-round is over. The second round has been started in 13 sample villages during September 1982.

2. Wage Structure Survey:

The survey was conducted in Alleppey and Kayamkulam Municipalities and Mallappally, Thycattussery and Mararikulam Panchayats.

VASUDEVAN NAMBOOTHIRI,
Deputy Director.

KOTTAYAM DISTRICT

I. Agriculture and allied sectors

1. Survey on Estimation of Area and Yield Statistics of Crops (T.R.S.):

The area enumeration of wet land has been completed in all Taluks except Kottayam and Vaikom. The area enumeration in respect of dry land is in progress in all Taluks in this District. Autumn crop of paddy crop cutting experiments were also in progress. Sample check is carried out in 11 villages in the District.

2. Agricultural Census:

The Agricultural Census 1980-81 was conducted in 36 villages and 10 urban area in this district engaging village staff

II. Industry

1. Index of Industrial Production:

Production details required for computing Index of Industrial production is being collected from 36 Industrial Units.

III. Prices and related items

Prices required for the construction of wholesale price index of manufactured articles were collected during the quarter under review

IV. Population Statistics

1. Sample Registration Scheme:

The 34th half yearly survey is conducted in 7 samples.

2. Evaluation Study of National Rural Employment Programme

Evaluation study of National Rural Employment Programme was conducted in Kaduthuruthi Block. 56 beneficiaries were selected for the study and the work has been completed.

V. Socio Economic Surveys

1. National Sample Survey:

The 37th round of the N.S.S. is carried out in 7 samples in this District. First visit has been completed in all the samples and the second visit is in progress.

2. Family Budget Survey:

The Family Budget Survey was conducted in Kottayam and Mundakayam centres in the District. The filed work of the survey was completed by the end of July 1982.

3. Wage Structure Survey:

This survey is being conducted in Two Municipalities Viz., Kottayam and in Karoor Panchayat in Meenachil Taluk and Thalayazham Panchayat in Vaikom Taluk. The listing work has been completed

K. N. RADHAKRISHNAN NAIR,
District Officer.

IDUKKI DISTRICT

I. Agriculture and allied sectors1. *Survey on estimation of area and yield statistics of crops (T.R.S.):*

T.R.S. 1981-82 was completed by the middle of July 1982. Area enumeration of wet land plots for T.R.S. 1982-83 is in progress. Crop cutting survey experiments on Autumn crop of paddy has been completed in all the Taluks except Devicolam.

2. *Agricultural Census:*

Main census has been completed in all the Taluks and In-put survey is in progress.

II. Industry1. *Index of Industrial Production:*

Quarterly production data from 43 factories are being collected.

III. Prices and related items

Prices of various articles are collected regularly.

IV. Population Statistics1. *Sample Registration Scheme:*

Seven units have been selected in the District. Half yearly survey has been completed in six units.

2. *Evaluation study on National Rural Employment Programme:*

Fifty beneficiaries have been selected in Elamdesom Block. The survey is in progress.

V. Socio-Economic Surveys1. *National Sample Survey:*

The first visit of the 37th round of N.S.S. has been completed.

2. *Wage Structure Survey:*

The new quinquennial round of the survey was started and the data for the quarter has been collected.

M. KUTTAPPAN,
Deputy Director.

ERNAKULAM DISTRICT

I. Agriculture and allied sectors1. *Survey on estimation of area and yield statistics of crops (T.R.S.):*

The 2nd year of the 2nd round of the survey on estimation of area and yield statistics of crops (T.R.S.) was started in July 1982. 20 villages were selected for area enumeration and the following major crops viz, paddy, tapioca, coconut, arecanut, cashewnut, pepper, sugarcane, betel leaves, tubers, drumstick, cocoa etc., are selected for yield estimation. The survey is in progress. The sample check on area enumeration and crop cutting surveys of paddy and tapioca are being conducted concurrently by both Central and State staff.

2. *Agricultural Census:*

Agricultural Census is in operation in 78 villages. Main census work is over. In-put survey is in progress.

II. Industry1. *Index of Industrial Production:*

Production details are collected from 129 Industrial Units in this District.

III. Prices and related items

16 various types of prices including market intelligence prices are being collected periodically for the centres selected for price collection. Data relating to off-take survey of rationed articles are being collected from 15 ration shops selected from Eloor, Ernakulam and Cochin centres. Average price of Mango, Jackfruit and tamarind were collected.

IV. Population Statistics

1. Vital Statistics

Spot check on vital statistics are being conducted in Alwaye, Parur and Perumbavoor Municipalities

2. Sample Registration:

The 34th half yearly survey is in progress

3. Model Registration:

Survey to study the cause of death is in operation in the villages of Ezhikara, Ramamangalam and Malayidamthuruth.

4. Evaluation study of the National Rural Employment Programme:

Vazhakulam Block has been selected for the study. The study has been completed in respect of the fifty beneficiaries selected for the purpose.

V. Socio-Economic Surveys

1. National Sample Survey:

The 37th round of the National Sample Survey covers 26 samples in this District. First visit has been completed and second visit is in progress.

2. Family Budget Survey:

The filed work relating to the working class family budget survey 1981-82 has been completed.

3. Wage Structure Survey:

Two urban samples and one rural sample have been selected for this survey during 1982-83. The work is in progress.

V. K. PARAN UNNI,
Deputy Director.

TRICHUR DISTRICT

I. Agricultuer and Allied Sectors

1. Survey on Estimateon of Area and Yield Statistics of Crops (T.R.S.)

Dry land survey 1981-82 was completed during the quarter. The wet land survey 1982-83 was in progress. Paddy crop cutting survey on Autumn crop Paddy was almost completed. Sample check on area enumeration relating to (Summer) seasonal crop and perennial crops was conducted during the quarter.

2. Agricultural Census:

The Agricultural Census was conducted in the selected samples (80 rural and 21 urban) during the quarter. Input survey has been completed in 65 villages during the period.

3. Cost of Cultivation in Important Crops:

The third round of the cost of cultivation survey in 2 selected villages of Mukundapuram Taluk is in progress.

II. Industry

1. Index of Industrial Production:

The details of production in respect of 88 Industrial Units were collected during the quarter.

III. Prices and related Items

Prices under Market Intelligence Scheme is being collected from the 4 centres in Trichur District viz., Trichur, Kunnankulam, Irinjalakuda and Kodungalloor. Wholesale, retail and farm prices of Agricultural Commodities are collected and reported regularly. For computation of wholesale price index of manufactured articles, six commodities under organised sector and 7 commodities under unorganised sector have been selected in the District and wholesale prices of the same is being collected and reported regularly. Off-take of rationed articles are collected from five ration shops at Trichur, Chalakudi and Koratti centres.

IV. State Income

To compute the State Income from private Transport undertakings data is being collected from 46 private Bus owners in this District. The survey for the year 1979-80 was completed during the quarter.

V. Population Statistics

1. *Sample Registration Scheme:*

The scheme is in operation in 17 units out of which 9 are new units. 44th half yearly survey was conducted in 8 samples during the quarter. Base line survey was conducted in the 9 new samples selected.

VI. Socio-Economic Surveys

1. *National Sample Survey:*

The 37th round of the National Sample Survey is being carried out in 32 samples selected in this District.

2. *Working Class Family Budget Survey:*

The working class family Budget Survey was conducted in Trichur and Chalakudi centres and this work has been completed.

3. *Wage Structure Survey:*

The survey is being conducted in Trichur and Irinjalakuda Municipalities and in the three panchayats of Mullassery, Koorkancherry and Pudukkad.

P. GOPALAN,
Deputy Director.

PALGHAT DISTRICT

I. Agriculture and Allied Sectors

1. *Survey on estimation of Area and Yield Statistics of Crops:*

The first round of the visit in wet land plots in the Autumn season is almost completed in all the Taluks. One day District-level training conference was conducted on 28-7-1982 at Palghat. 150 Plots were selected for conducting crop cutting experiments on Autumn Paddy and 20 experiments were conducted by the end of the quarter.

2. *Agricultural Census:*

For the Agricultural Census 1980-81, 53 samples were selected, ie. 45 Rural Census Villages and 8 urban Municipal wards. The main census was completed in all the samples. The Input Survey of the Agricultural Census is to be conducted in 45 rural samples selected for the Agricultural Census and the field work is almost over in all the samples.

3. *Survey on Cost of Cultivation of Important Crops:*

The study continued during the period under report. The third round of the survey is in progress.

II. Industry

1. *Index of Industrial Production:*

48 Industrial establishments have been selected for the study. Quarterly returns relating to details of production are collected from them. Return for the quarter ended 31-12-1981 have been received from all the units except 6.

III. Prices and related items

The Market Intelligence data were collected from the District headquarters and two Taluk headquarters viz., Chittur and Alathur. Regarding off-take survey the data relating to issue of rationed articles from 5 selected ration shops were collected.

IV. Population Statistics

1. *Sample Registration Scheme:*

16 samples have been selected for the scheme in Palghat District out of which seven are replaced samples. 35th round of the half yearly survey and reverification of 34th round are in progress. A regional training conference was held at the District Office on 7th July, 1982. The Computers, Sample Registration Investigators and all District Officers of Idukki, Ernakulam, Trichur and Palghat attended the conference.

2. *Evaluation Study of the National Rural Employment Programme:*

Coyalmanam Block has been selected for the evaluation study of the National Rural Employment Programme under implementation in the C.D. Blocks and the field work is in progress.

V. Socio-Economic Surveys

1. *Economic Census:*

The scrutiny and tabulation of enterprise lists of Economic Census 1980 started in January, 1982 was completed in July, 1982. There were 62217 enterprises in the District out of which 43512 were own account enterprises—3484 Directory and 15221 non-directory establishment.

2. *National Sample Survey:*

For the 37th round National Sample Survey 14 samples including 4 urban samples have been selected in the district. First visit has been completed in all the 14 samples and second visit has been completed in 5 samples.

3. *Family Budget Survey:*

The Family Budget Survey 1981 was completed by the end of July, 1982.

4. *Wage Structure Survey:*

The Wage Structure Survey for 1982-83 commenced on 1-4-1982.

K. NARAYANAN NAIR,
District Officer.

MALAPPURAM DISTRICT

I. Agriculture and Allied Sectors

1. *Survey on Estimation of Area and Yield Statistics of Crops (T.R.S.):*

The Scheme is in operation in 24 villages in this District. First visit of wet land for Autumn crop was carried out. Plot selection for crop cutting experiments on seasonal and perennial crops were almost over. Crop cutting experiments on Paddy are in progress. Sample check on area enumeration and yield estimation is being carried out.

2. *Agricultural Census:*

The work is carried out in 66 villages in the district. The Main Census work will be completed by the end of August, 1982. The input survey is in progress.

3. *Cost of Cultivation of important crops:*

This is the third round of the study to collect details for estimation of cost of cultivation of selected crops viz., Coconut, Ginger and Turmeric.

II. Industry

1. *Index of Industrial Production:*

Production details of selected Industrial Units are collected regularly.

III. Prices and related items

Weekly retail prices of various commodities were collected from Manjeri and Malappuram centres regularly. Farm prices of Agricultural commodities were collected from all the taluks. Prices for parity index, rural retail prices and Agricultural Wages were collected from Othallur centre in Ponnani taluk and Nilambur centre in Ernad taluk. Prices of Coir and retted husk are being collected from Ponnani and Tirur centres. Daily prices of consumer articles were collected from Malappuram centre. The off-take survey was carried out in Manjeri and Malappuram centres.

IV. Population Statistics

1. *Sample Registration:*

The scheme is carried out in 14 samples out of which 7 were replaced samples.

2. *Model Registration:*

Four Primary Health Centres viz., Vengara, Kondotty, Vettom and Edavanna have been selected for the study.

3. *Evaluation Study of National Rural Employment Programme:*

The Evaluation Study on National Rural Employment Programme is being carried out in Wandoor Block. 56 beneficiaries have been selected for detailed enquiry. The survey is in progress.

V. Socio-Economic Surveys

1. *National Sample Survey:*

The 37th round of the National Sample Survey is in progress during the quarter under report.

2. *Family Budget Survey:*

The Working Class Family Budget Survey 1981-82 was conducted in Malappuram and Manjeri centres and was completed by the end of September, 1982.

3. *Wage Structure Survey:*

The survey was carried out in the three Municipalities of Tirur, Manjeri and Malappuram.

K. LEKSHMANAN,
Deputy Director.

KOZHIKODE DISTRICT

I. Agriculture and Allied Sectors

1. *Survey on Estimation of Area and Yield Statistics of Crops (TRS):*

Wet land survey was in progress in Kozhikode, Badagara and Quilandy taluks. Dry land survey was in progress in Badagara and Quilandy taluks. Sample check on crop cutting survey on Autumn crop of Paddy 1982-83 has been completed during this quarter.

2. *Agriculture Census:*

In Kozhikode District 50 villages and 9 urban wards have been selected for agricultural census 1980-81. Out of which 22 are in Kozhikode Taluk, (16 villages and 6 urban wards) 17 in Badagara taluk (14 villages and 3 wards) and 20 villages in Quilandy taluk. Main Census work is over in all the three taluks. Regarding Input Survey the work is over in Quilandy taluk. In Kozhikode the work is in progress.

3. *Cost of Cultivation of Important Crops:*

The survey is in progress in the selected villages in Panangad and Panthalayani in Quilandy taluk.

II. Industry

Index of Industrial Production:

61 major Industrial Units are covered under this scheme. Reports for the quarter ended 31-3-1982 and 30-6-1982 are under preparation.

III. Prices and related items

Regular collection of the various items of prices from the selected centres was continued during the quarter under review. The prices of manufactured articles have been collected and sent to the head office. Regarding the off-take survey the data upto the end of June, 1982 have been collected.

IV. Population Statistics

1. *Sample Registration*

The 33rd half yearly survey was completed during the quarter. For the 34th round out of 14 samples work has been completed in 7 samples and work is in progress in the remaining samples.

2. *Evaluation Study on National Rural Employment Programme*

Balussery Block has been selected for the survey and the work is in progress.

V. Socio-Economic Surveys

1. *National Sample Survey*

The 37th round of the National Sample Survey is in progress in 18 samples. First visit has been completed in all the samples.

2. *Family Budget Survey*

The field work of the Family Budget Survey was completed during the quarter.

3. *Wage Structure Survey*

The Wage Structure Survey for 1982-83 has been started during the quarter. Listing and selection of shops under different categories has been completed.

EASWARAN NAMBOOTHIRI,
Deputy Director.

WYNAD DISTRICT

I. Agriculture and allied sectors

1. *Survey on estimation of Area and Yield Statistics of Crops (T.R.S.)*

The first visit of wet land survey was completed by September, 1982. In Sultans Battery and Vythiri Taluks the work is in progress. Dry land survey was started in Sultans Battery and Mananthody Taluks in August, 1982.

2. *Agricultural Census*

The Main census in all the 3 Taluks in the district was completed. Regarding In-put survey in Vythiri Taluk 36 out of 54 holdings selected have been covered during the quarter.

II. Prices and related items

Meppadi is the centre selected for computation of consumer price index numbers in Wynad District. For this the weekly retail prices of necessaries are collected from Meppadi. Retail prices of dietary articles are also collected from all the Taluk centres.

III. Population Statistics

1. *Sample Registration Scheme*

Base line survey has been completed in all the samples except Muppainad. 34th round half yearly survey has been completed in the three samples of Peria, Pinangode and Veliyambam.

2. *Evaluation Study on the National Rural Employment Programme*

Sultans Battery Block has been selected for a survey on evaluation of National Rural Employment Programme. Fifty beneficiaries under the scheme had been taken at random and their details are being canvassed.

V. Socio Economic Surveys

1. National Sample Survey

The 37th round of the National Sample Survey is in progress in this district. The detailed survey—second visit is completed in 2 out of 4 samples in the district.

2. Family Budget Survey

The working class family budget survey conducted in Meppadi Centre of Wynad District has been completed.

K. K. SUKUMARAN,
District Officer.

CANNANORE DISTRICT

I. Agriculture and allied sectors

1. Survey on Estimation of Area and Yield Statistics of Crops (T.R.S.)

The scheme covers 37 villages in the District. The first visit of wet land was taken up and about 80% of the work has been completed. Crop cutting experiments to estimate yield of Autumn crop paddy was in progress. Selection of plots for crop cutting experiments on perennial crops and other seasonal crops and first visit of dry land was also in progress during the quarter.

2. Agriculture Census

The work was started in July, 1982. Preliminary listing work was completed in all the 70 villages selected for this purpose. The main census was completed in all the Taluks except Tellicherry and Cannanore.

II. Industry

1. Index of Industrial Production

There were altogether 82 units selected for the study out of which 13 units have been closed down. About 75% units furnished the data in time. The remaining units are being visited to obtain the schedules.

III. Prices and related items

Collection of price data of the specified articles in the organised and unorganised sector continued during the quarter. The scheme for collection of market intelligence prices of stipulated commodities at the selected centres of Kanhangad, Baliapattom, Cannanore and Telli-cherry in this District continued to be operated during the quarter. The survey on off-take to assess and estimate consumption of controlled articles supplied through ration shops continued during the quarter.

IV. Population Statistics

1. Sample Registration

Sample registration for estimating annual vital rates was continuing in 18 sample units out of which 9 samples are new, replaced with effect from 1-1-1982. During the quarter the base line survey was completed in the replaced units and the 34th half yearly survey was completed in three of the 18 samples upto the end of the quarter.

2. Evaluation Study

The preliminary listing of workers in respect of sample works selected has been completed. Detailed enumeration of selected workers is in progress.

V. Socio-Economic Survey

1. National Sample Survey

The 37th round of N.S.S. is being conducted in 24 samples in the District. First visit of all the 24 samples and second visit in 12 samples were completed.

2. Family Budget Survey

The survey with a coverage of 300 families was completed on 31-7-1982.

3. Wage Structure Survey

The scheme for collection of wage structure statistics with the new set of centres selected was got implemented with effect from 1-4-1982. The preliminary listing of shops and establishments as well as construction units and selection of units for detailed enumeration have been completed during the quarter under review.

P. K. RAMAKRISHNAN NAIR,
Deputy Director.

XI. STATISTICAL UNITS IN OTHER DEPARTMENTS

11.1. *Directorate of Public Instruction*

The Statistical Unit functioning in the Directorate of Public Instruction organised a training-cum reconciliation programme for the compilers working in the offices of the Deputy Director (Education). The duration of the course was two days for the compilers working in each District. Detailed instructions for collection, scrutiny and consolidation of data from schools and sub-offices were given to them.

The following publications prepared by this unit were given to the Government Press, Trivandrum for printing.

1. Statistical Abstract 1981
2. Status report on Wynad District, and
3. Enrolment Statistics 1981.

The number of scholars in Schools during 1981-82 is shown below:

	<i>Number of Scholars</i>		
	<i>Boys</i>	<i>Girls</i>	<i>Total</i>
High School Section	678782	642781	1321563
U.P. School Section	910711	841276	1751987
L.P. School Section	1329805	1253856	2583661

Cost per pupil for Primary Education (1980-81)—Rs. 267

Cost per pupil for Secondary Education (1980-81)—Rs. 402

R. MOHANDAS,
Research Officer.

11.2 *Forest Department*

The Statistical Cell in the Forest Department is engaged in the regular collection, compilation, interpretation and dissemination of various forest statistics.

An analytical study on the revenue developmental expenditure both on capital and revenue of the Forest Department was made and report prepared during the quarter. The study has brought to light the fact that while revenue was increasing year by year capital expenditure was lagging far behind.

K. ACHUTHAN,
Deputy Director.

11.3 *Directorate of Fisheries*

The Man Power Wing of the Fisheries Directorate have taken up the following studies and they are under different stages of implementation.

- (a) A Hand Book of Departmental Man Power
- (b) Technical and professional Man Power in the Fisheries sector in Kerala.
- (c) Man Power in Vizhijam Harbour Construction
- (d) Employment in the Mechanised Boats in Kerala

K. VIKRAMAN NAIR,
Assistant Director.

XII. APPENDIX

12.1. *Consumer Price Index Numbers in Kerala*

One of the chief statutory functions attended to by the Prices Division is the computation of Consumer Price Index Numbers for industrial and agricultural workers of the State. Consumer price index is designed to measure over a period the average change in the prices paid by the consumers for a fixed basket of goods and services. This index is used for calculating of variable dearness allowance, meant to compensate the price changes.

The Consumer Price Index Number is a weighted average of the current price relatives of each item of consumption in the basket, the current price-relative being the percentage of current price of the commodity to its price in the base period. The weights are proportional to the expenditure spent by the working class family on each item of consumption. In other words the Index Number is the relative value of a fixed basket of goods and services which were being consumed by an average working-class household expressed as the percentage of the value during the base period.

The three components necessary for the computation of Consumer Price Index are (1) weighting diagram, (2) base prices and (3) current prices.

Family Budget Survey

The weighting diagram used in a Consumer Price Index series is derived from the consumption pattern of the population to which the index relates. Family Budget enquiries are conducted periodically to collect data on the family expenditure on various items of consumption. The origin of the family budget enquiries in India which were undertaken with the main object of collecting necessary back ground data for the construction of consumer price index numbers, dates back to the beginning of the present century. The escalation of prices during the First World War gave a fillip to the conduct of such enquiries among working class. The recommendations of the Royal Commission on Labour in India (1931) gave an impetus to the conduct of family budget enquiries on more scientific lines. Family Budget Enquiries are conducted both by Central and State Governments in India. In Kerala State the first Family Budget Survey was done under the supervision of the Chief Professors of Economics of Ernakulam Maharajas College and Trichur St. Thomas College in centres of the erstwhile Cochin State and under guidance of Professor of Statistics of Travancore University for centres in the former Travancore State.

With the implementation of the Minimum Wages Act in 1948 the conduct of Family Budget Survey gained further dimensions, the result of such surveys could be used in drawing up the standard of assistance which, in turn, could be employed for fixing in minimum wages. It also became imperative for Central and State Governments in India to evolve Consumer Price Indices for the employees in certain un-organised sectors coming within the purview of the Act. Under the Minimum Wages Act, 1948 the State Government has the power to fix the minimum wages and dearness allowance payable to employees in the scheduled industries, the dearness allowances being linked as nearly as practicable with the variation in the Consumer Price Indices.

Two series of Consumer Indices for centres in the State, one computed by Statistical Laboratory of the Travancore University and the other computed by the Board of Revenue, were in vogue when it was thought that a new series based on more scientific lines was necessary for important centres in the state to regulate the wages of workers in different sectors. Accordingly the Department of Statistics undertook the Family Budget Survey in 1955 to form the Weighting Diagram and collected prices for the base period namely August 1939 and also computed Consumer price Index for eleven centres in Travancore area with base August 1939. Consequent on the reorganisation of the state, the work relating to the computation of Consumer Price Index Numbers for Kozhikode with base year ended June 1936 was transferred by the Statistical Department, Madras State to the Statistical Department, Kerala and this department was continuing the same series from November 1956 till July 1975. As per the directions of the Government this Department started computation of Consumer Price Index Numbers for Shertalai from April 1961.

By 1965 it was strongly felt that the changes in the consumption pattern of the working class should be more realistically reflected in the index series and that a new Family Budget Survey was necessary. On the recommendations of the Minimum Wages Advisory Board which is a Statutory body to advise Government on matters connected with fixation of minimum wages and dearness allowance, the Bureau of Economics and Statistics launched a Family Budget enquiry in 1965 under the guidance of a Committee of Direction. The report of the survey was approved by the Government but complaints were voiced by Trade Unions that there was no occasion for them to make their case effective owing to the absence of their representatives of the committee. It was finally decided that another Family Budget Survey be conducted during 1969-70 to ascertain the weighting diagram for a new series with 1970 as base year. The Committee of Direction consisting of representatives of employers, employees and government was constituted for the conduct of a Family Budget Survey in 1970-71. At the following 15 centres the base prices were also collected simultaneously. 1. Trivandrum, 2. Quilon, 3. Punalur, 4. Alleppey, 5. Kottayam, 6. Mummar, 7. Ernakulam, 8. Chalakudy, 9. Trichur, 10. Mundakayam, 11. Palghat, 12. Malappuram, 13. Meppadi, 14. Kozhikode and 15. Cannanore. Based on the findings of the survey, weighting diagram was prepared and the Directorate started the computation of new series of index numbers with base 70 from August 1975 onwards discontinuing the old series.

Complaints were again voiced that the indices in 1970 as base was not reflecting the true state of affairs with regards to the cost of living of the workers in the State. It was argued that the consumption pattern of the working class has undergone significant changes; the quality and availability of some commodities in the basket have undergone changes.

In 1977 the State Government constituted a committee to go into the various aspects of consumer price index numbers and make recommendations. The following were the terms of reference of committees.

1. To review the present methodology of computing the index numbers and to conduct a Family Budget Survey adopting if necessary probability procedures for the selection of sample.
2. To review the current methodology followed for linking the old and revised series of consumer price index numbers.
3. To review the existing price collection procedures in which current prices are collected from selected shops and suggest improvements.
4. To consider the desirability of collection from selected consumer households every year, the price paid by them for the items included in the consumption basket for comparative prices.
5. To consider the desirability and mode of association of Trade Union Representatives and Employers in the process of Price Collection work.

The Committee submitted its report on June 1978 which inter-alia recommended that a new Family Budget Survey should be conducted in 1980, and also that a Committee of Directions may be formed for guiding the same. Accordingly a fresh Family Budget Survey was launched by the Economics and Statistics Department in the 15 centres for the state. The analysis of data is now in the final stages of completion.

The basket of commodities included in the present series (1970—100) of Consumer Price Index contains 92 essential commodities of consumption under the 5 groups food fuel and light housing, clothing and miscellaneous. The base prices were collected at the time of Family Budget Survey itself. Arrangements have been made by the department to collect regularly weekly prices of this commodities from the above centres by the Statistical Inspectors. This price collection is supervised and filled in scheduled scrutinised adequately. The monthly average prices of the commodities are calculated and monthly index numbers of Consumer Prices for these centres are computed using appropriate formulas.

The table given below shows the average annual index of Consumer Price in the different centres in the State for the years from 1976 to 82. The annual variation index numbers are indicated (Table 1).

TABLE I
Consumer Price Index
(variation over the present year given in brackets)
AVERAGE ANNUAL INDEX

Sl. No.	Centre	1976	1977	1978	1979	1980	1981	1982*
(1)	(2)	(3)	(4)	(5)	(6)	(7)	(8)	(9)
1	Trivandrum	164	160	166	179	204	229	242
2	Quilon	(-4)	(-4)	(+6)	(+13)	(+25)	(+25)	(+13)
3	Punalur	167	163	167	179	206	235	249
4	Alleppey		(-4)	(+4)	(+12)	(+27)	(+29)	(+14)
5	Kottayam	165	160	161	173	199	222	237
6	Mundakkayam		(-5)	(+1)	(+12)	(+26)	(+23)	(+15)
7	Munnar	164	159	161	173	199	229	241
8	Ernakulam		(-5)	(+2)	(+12)	(+26)	(+30)	(+12)
9	Chalakyudy	158	154	162	175	202	229	244
10	Trichur		(-4)	(+8)	(+13)	(+27)	(+27)	(+15)
11	Palghat	167	156	158	170	193	224	237
12	Malappuram		(-11)	(+2)	(+12)	(+23)	(+31)	(+13)
13	Kozhikode	175	172	175	186	208	234	241
14	Meppady		(-3)	(+3)	(+11)	(+22)	(+26)	(+7)
15	Cannanore	161	158	162	171	196	223	235
			(-3)	(+4)	(+9)	(+25)	(+27)	(+12)
		164	157	165	178	201	230	242
			(-7)	(+8)	(+13)	(+23)	(+29)	(+12)
		165	158	166	179	206	234	244
			(-5)	(+8)	(+13)	(+27)	(+28)	(+10)
		163	160	163	175	199	225	239
			(-3)	(+3)	(+12)	(+24)	(+26)	(+14)
		162	161	164	178	202	228	237
			(-1)	(+3)	(+14)	(+24)	(+26)	(+9)
		166	163	170	181	204	229	242
			(-3)	(+7)	(+11)	(+23)	(+25)	(+13)
		167	165	170	183	206	233	247
			(-2)	(+5)	(+13)	(+23)	(+27)	(+14)
		161	157	154	175	198	225	237
			(-4)	(+7)	(+11)	(+23)	(+27)	(+12)
	State average	164	160	165	177	202	229	241
			(-4)	(+5)	(+12)	(+25)	(+27)	(+12)

* Average of 11 months (January to November 1982).

The Table I reveals that the average Consumer Price Index for the state after looking down a little has been steadily increasing year by year. The total increase for the Index from 1976 to 1982 was 77, namely, 164 in 1976 to 241 in 1982. This steady increase over years is reflected in all the centres.

K. EASWARAN KUTTY,
Additional Director.

A. MEERA SAHIB,
Assistant Director.

RAJI PRASAD,
Research Officer.

K. P. THRESIAMMA,
Research Officer.

12.2 *Survey on workers in Coir Industry*

In June-October 1981, the Department has conducted a survey to identify coir workers in the State as part of the Employment Generation Scheme. The survey was conducted in 256 villages spread in 30 taluks from Neyyattinkara to Kasargode. The data collection was done by 600 unemployed persons who were appointed for a period of two months for a consolidated remuneration of Rs. 400 each.

In the usual sense of the term a 'coir worker' is one who pursues any activity in 'coir industry' as his means of livelihood. In this survey this definition had been amplified so as to cover persons who were traditionally coir workers, but at the time engaged in other activities due to non-availability of work in coir industry. Thus the following categories of persons were covered in this survey.

(i) Persons who are usually engaged in any activity in coir industry. He may be pursuing this activity either as an employee receiving wages or as a self-employed person or helper in his household enterprise without wages.

(ii) Persons who traditionally were in coir industry, but at the time were unemployed or temporarily in other activities due to lack of work in coir industry. The assumption is that if employment in coir industry were available, they would have returned to their traditional work which they had been following for a long time.

It is to be pointed out here that owner of coir factories, spinning units etc. who were not engaged in manual work in the industry were not treated as coir workers.

Detailed tabulation of the data collected has been done and the final report prepared and released. It was seen from the survey that there were 2.8 lakh workers in the coir industry. About 47.0% of the coir workers are concentrated in Alleppey District. During the course of the survey, 94127 production units were identified in the Coir industry.

About 46.6% of the workers engaged in the coir industry are self employed.

Certain summary results of the survey are reproduced below.

G. RAMACHANDRAN NAIR,
Joint Director.

TABLE I.1

KERALA STATE

SURVEY OF COIR WORKERS 1981

Distribution of coir workers by category of work

District	No. of coir households	Retting	No. of workers by category of work				Total
			Beating	Spinning	Weaving	other type of work	
(1)	(2)	(3)	(4)	(5)	(6)	(7)	(8)
Trivandrum	12429	667	8866	16358	67	2343	28301
Quilon	21134	1266	11498	22563	72	1149	36548
Alleppey	72290	557	11269	101063	10826	9370	133085
Kottayam	6149	64	404	14024	65	181	14738
Ernakulam	9862	367	3315	12398	68	2115	18263
Trichur	6176	579	3896	4910	4	733	10122
Malappuram	4917	186	2269	6559	11	94	9119
Kozhikode	17680	1002	3132	23868	115	381	28498
Cannanore	2506	183	1183	3345	11	82	4804
Kerala	153143	4871	45832	205088	11239	16448	283478

TABLE IV

Distribution of Production units by type of activity

District	Type of enterprises/units			No. of units according to type of activity					
	factories	Small scale production Units	Household own family units	Total	Retting	Beating etc.	Spinning	Weaving	Other items of work
Trivandrum	17	183	2002	2202	25	20	2023	11	123
Quilon	158	953	6908	8019	13	113	7876	6	11
Alleppey	98	2147	60322	62567	114	1167	57945	2908	433
Kottayam	36	6	5793	5835	9	6	5794	17	9
Ernakulam	43	328	3542	3913	88	103	3645	71	6
Trichur	21	111	1796	1928	205	232	1482	2	7
Malappuram	14	78	3860	3952	44	129	3762	..	17
Kozhikode	48	332	3879	4259	122	196	3931	10	..
Cannanore	14	115	1323	1452	42	142	1266	..	2
Kerala	449	4253	89425	94127	662	2108	87724	3025	608

1112

24 PAGE

©
Government of Kerala
1983

PRINTED BY THE S. G. P. AT THE GOVERNMENT PRESS,
TRIVANDRUM, 1983.