




Government of Kerala

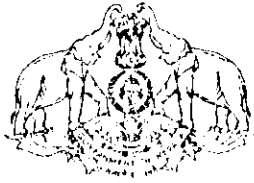


REPORT ON AGRICULTURE CENSUS 1995-96

VOL-II

Department of Economics & Statistics
Thiruvananthapuram
2004





Government of Kerala


AGRICULTURAL CENSUS

1995-96

Department of Economics & Statistics

Thiruvananthapuram

2004



STATE TABLE

TABLE: 1 - NUMBER AND AREA OF OPERATIONAL HOLDINGS.

STATE TABLE

SC

(AREA IN HECTARES)

Sl. No	Size Class (HA)	No. of Operational Holdings			Total	Area operated in (ha)			Total
		Individual	Joint	Institutional		Individual	Joint	Institutional	
1	2	3	4	5	6	7	8	9	10
1	Below 1.00	575583	115	0	575698	42610	19	0	42629
2	1.00 - 1.99	2846	0	0	2846	3528	0	0	3528
3	2.00 - 3.99	551	0	0	551	1326	0	0	1326
4	4.00 - 9.99	65	0	0	65	344	0	0	344
5	10.00 & above	0	0	0	0	0	0	0	0
6	All sizes	579045	115	0	579160	47808	19	0	47827

TABLE: 1 - NUMBER AND AREA OF OPERATIONAL HOLDINGS.

STATE TABLE ST (AREA IN HECTARES)

Sl. No	Size Class (HA)	No. of Operational Holdings			Total	Area operated in (ha)			Total
		Individual	Joint	Institutional		Individual	Joint	Institutional	
1	2	3	4	5	6	7	8	9	10
1	Below 1.00	61981	90	0	62071	14094	43	0	14137
2	1.00 - 1.99	7472	5	0	7477	10158	6	0	10164
3	2.00 - 3.99	2980	35	0	3015	6954	94	0	7048
4	4.00 - 9.99	200	5	0	205	943	30	0	973
5	10.00 & above	5	0	0	5	80	0	0	80
6	All sizes	72638	135	0	72773	32229	173	0	32402

TABLE: 1 - NUMBER AND AREA OF OPERATIONAL HOLDINGS.

STATE TABLE

OTHERS

(AREA IN HECTARES)

Sl. No	Size Class (HA)	No. of Operational Holdings			Area operated in (ha)				
		Individual	Joint	Institutional	Total	Individual	Joint	Institutional	Total
1	2	3	4	5	6	7	8	9	10
1	Below 1.00	5221618	1466	56997	5280081	844092	876	10528	855496
2	1.00 - 1.99	247358	553	4057	251968	329686	791	5508	335985
3	2.00 - 3.99	89508	295	2163	91966	229006	765	5537	235308
4	4.00 - 9.99	18349	100	1019	19468	96000	614	5881	102495
5	10.00 & above	2169	10	719	2898	49605	120	52981	102706
6	All sizes	5579002	2424	64955	5646381	1548389	3166	80435	1631990

TABLE: 1 - NUMBER AND AREA OF OPERATIONAL HOLDINGS.

(AREA IN HECTARES)

TOTAL

STATE TABLE

Sl. No	Size Class (HA)	No. of Operational Holdings			Area operated in (ha)				
		Individual	Joint	Institutional	Total	Individual	Joint	Institutional	Total
1	2	3	4	5	6	7	8	9	10
1	Below 1.00	5859182	1671	56997	5917850	900796	938	10528	912262
2	1.00 - 1.99	257676	558	4057	262291	343372	797	5508	349677
3	2.00 - 3.99	93039	330	2163	95532	237286	859	5537	243682
4	4.00 - 9.99	18614	105	1019	19738	97287	644	5881	103812
5	10.00 & above	2174	10	719	2903	49689	120	52981	102790
6	All sizes	6230685	2674	64955	6298314	1628430	3358	80435	1712223

TABLE 2(A): ESTIMATED NUMBER AND AREA OF OPERATIONAL HOLDINGS BY SIZE CLASSES AND TENANCY STATUS

(AREA IN HECTARES)

SC

STATE TABLE

Sl. No.	Size Class (HA)	Total Holdings		Wholly owned and self operated holdings		Wholly leased in Holdings		Wholly otherwise operated holdings		Partly Owned, Partly Leased in and Partly otherwise operated holdings			Total Area	
		No.	Area	No.	Area	No.	Area	No.	Area	No.	Owned Area	Leased in Area		Otherwise Operated Area
1	2	3	4	5	6	7	8	9	10	11	12	13	14	15
1	BELOW 0.5	566700	36487	563476	36253	0	0	2767	130	457	34	61	9	104
2	0.5 - 1.0	8998	6142	8939	6103	0	0	12	7	47	8	21	3	32
	MARGINAL	575698	42629	572415	42356	0	0	2779	137	504	42	82	12	136
3	1.0 - 2.0	2846	3328	2774	3445	5	7	48	54	19	3	9	10	22
	SMALL	2846	3528	2774	3445	5	7	48	54	19	3	9	10	22
4	2.0 - 3.0	471	1063	471	1063	0	0	0	0	0	0	0	0	0
5	3.0 - 4.0	80	263	80	263	0	0	0	0	0	0	0	0	0
	SEMI MEDIUM	551	1326	551	1326	0	0	0	0	0	0	0	0	0
6	4.0 - 5.0	30	134	30	134	0	0	0	0	0	0	0	0	0
7	5.0 - 7.5	30	168	30	168	0	0	0	0	0	0	0	0	0
8	7.5 - 10.0	5	42	5	42	0	0	0	0	0	0	0	0	0
	MEDIUM	65	344	65	344	0	0	0	0	0	0	0	0	0
9	10.0 - 20.0	0	0	0	0	0	0	0	0	0	0	0	0	0
10	20.0 & ABOVE	0	0	0	0	0	0	0	0	0	0	0	0	0
	LARGE	0	0	0	0	0	0	0	0	0	0	0	0	0
	ALL CLASSES	879160	47827	575805	47471	5	7	2827	191	523	45	91	22	158

TABLE 2(A): ESTIMATED NUMBER AND AREA OF OPERATIONAL HOLDINGS BY SIZE CLASSES AND TENANCY STATUS

(AREA IN HECTARES)

ST

STATE TABLE

Sl. No.	Size Class (HA)	Total Holdings		Wholly owned and self operated holdings		Wholly leased in Holdings		Wholly otherwise operated holdings		Partly Owned, Partly Leased in and Partly otherwise operated holdings				Total Area
		No.	Area	No.	Area	No.	Area	No.	Area	No.	Owned Area	Leased in Area	Otherwise Operated Area	
1	2		4	5	6	7	8	9	10	11	12	13	14	15
1	BELOW 0.5	52362	7012	51816	6876	0	0	280	38	266	63	1	34	98
2	0.5 - 1.0	9709	6957	9633	6903	0	0	20	12	56	18	0	24	42
	MARGINAL	62071	13969	61449	13779	0	0	300	50	322	81	1	58	140
3	1.0 - 2.0	7477	10177	7249	9871	0	0	0	0	228	127	0	179	306
	SMALL	7477	10177	7249	9871	0	0	0	0	118	115	3	169	287
4	2.0 - 3.0	2627	5847	2509	5560	0	0	0	0	41	49	0	81	130
5	3.0 - 4.0	388	1269	347	1139	0	0	0	0	159	164	3	250	417
	SEMI MEDIUM	3015	7116	2856	6699	0	0	0	0	0	0	0	0	0
6	4.0 - 5.0	140	594	140	594	0	0	0	0	18	34	0	71	105
7	5.0 - 7.5	60	349	42	244	0	0	0	0	0	0	0	0	0
8	7.5 - 10.0	5	47	5	47	0	0	0	0	18	34	0	71	105
	MEDIUM	205	990	187	885	0	0	0	0	0	0	0	0	0
9	10.0 - 20.0	0	0	0	0	0	0	0	0	0	0	0	0	0
10	20.0 & ABOVE	5	150	5	150	0	0	0	0	0	0	0	0	0
	LARGE	5	150	5	150	0	0	0	0	0	0	0	0	0
	ALL CLASSES	7773	32402	71746	31384	0	0	300	50	727	406	4	558	968

TABLE 2(A) : ESTIMATED NUMBER AND AREA OF OPERATIONAL HOLDINGS BY SIZE CLASSES AND TENANCY STATUS

STATE TABLE

OTHERS

(AREA IN HECTARES)

Sl. No.	Size Class (HIA)	Total Holdings		Wholly owned and self operated holdings		Wholly leased in Holdings		Wholly otherwise operated holdings		Partly Owned, Partly Leased in and Partly otherwise operated holdings			Total Area	
		No.	Area	No.	Area	No.	Area	No.	Area	No.	Owned Area	Leased in Area		Otherwise Operated Area
1	2	3	4	5	6	7	8	9	10	11	12	13	14	15
1	BELOW 0.5	4834074	544043	4829256	543151	392	42	2461	297	1965	228	239	86	553
2	0.5 - 1.0	446097	311808	443982	310389	230	158	532	377	1263	418	327	139	884
	MARGINAL	5280081	855851	5273238	853540	622	200	2993	674	3228	646	566	225	1437
3	1.0 - 2.0	251908	335836	250446	333721	18	18	248	299	1256	942	547	309	1798
	SMALL	251908	335836	250446	333721	18	18	248	299	1256	942	547	309	1798
4	2.0 - 3.0	71584	166599	71036	165375	38	82	19	39	471	580	260	263	1103
5	3.0 - 4.0	20382	68920	20134	68077	0	0	0	0	248	396	302	145	843
	SEMI MEDIUM	91906	235519	91190	233452	38	82	19	39	719	976	562	408	1946
6	4.0 - 5.0	11509	50113	11385	49573	30	125	13	65	81	185	126	39	350
7	5.0 - 7.5	6095	36630	6009	36128	0	0	8	46	78	77	286	93	456
8	7.5 - 10.0	1804	15735	1830	15437	10	94	0	0	24	66	138	0	204
	MEDIUM	19408	102478	19224	101138	40	219	21	111	183	328	550	132	1010
9	10.0 - 20.0	1952	25327	1889	24468	0	0	0	0	63	338	324	197	859
10	20.0 & ABOVE	946	76983	916	76334	0	0	0	0	30	233	378	38	649
	LARGE	2898	102310	2805	100802	0	0	0	0	43	571	702	235	1508
	ALL CLASSES	5646381	1631994	5636903	1622653	718	519	3281	1123	5479	3463	2927	1309	7699

TABLE 2(A) ESTIMATED NUMBER AND AREA OF OPERATIONAL HOLDINGS BY SIZE CLASSES AND TENANCY STATUS
(AREA IN HECTARES)

STATE TABLE **TOTAL**

Sl. No.	Size Class (HA)	Total Holdings		Wholly owned and self operated holdings		Wholly leased in Holdings		Wholly otherwise operated holdings		Partly Owned, Partly Leased in and Partly otherwise operated holdings				Total Area
		No.	Area	No.	Area	No.	Area	No.	Area	No.	Area	Owned Area	Leased in Area	
1	2	3	4	5	6	7	8	9	10	11	12	13	14	15
1	BELOW 0.5	5453136	587542	5444548	586280	392	42	5508	465	2688	328	301	129	755
2	0.5 - 1.0	464714	324907	462554	323395	230	158	564	396	1366	444	348	166	958
	MARGINAL	5917850	912449	5907102	909675	622	200	6072	861	4054	769	649	295	1713
3	1.0 - 2.0	262291	349541	260469	347037	23	25	296	353	1503	1072	556	498	2126
	SMALL	262291	349541	260469	347037	23	25	296	353	1503	1072	556	498	2126
4	2.0 - 3.0	74682	173509	74036	171998	38	82	19	39	589	695	263	432	1390
	3.0 - 4.0	20850	70452	20561	69479	0	0	0	0	289	445	302	226	973
5	SEMI MEDIUM	95532	243961	94597	241477	38	82	19	39	878	1140	565	658	2363
	4.0 - 5.0	11679	50841	11555	50301	30	125	13	65	81	185	126	39	350
6	5.0 - 7.5	6185	37147	6081	36540	0	0	8	46	96	111	286	164	561
7	7.5 - 10.0	1874	15824	1840	15526	10	94	0	0	24	66	138	0	204
	MEDIUM	19738	103812	19476	102367	40	219	21	111	201	362	550	203	1115
9	10.0 - 20.0	1952	25327	1889	24468	0	0	0	0	63	338	324	197	859
10	20.0 & ABOVE	951	77133	921	76484	0	0	0	0	30	233	378	38	649
	LARGE	2903	102460	2810	100952	0	0	0	0	93	571	702	235	1508
	ALL CLASSES	6298314	1712223	6284454	1701508	723	526	6408	1364	6729	3914	3022	1889	8825

TABLE 2(B) : ESTIMATED LEASED IN AREA BY SIZE CLASSES AND TERMS OF LEASING

(AREA IN HECTARES)

SC

STATE TABLE

Sl. No.	Size Class (Ha)	Partly Owned, Partly Leased in and Partly otherwise operated holdings						Wholly leased in Holdings					
		Area Leased in for			Total	Area Leased in for			Total	Area Leased in for			Total
		Fixed Money	Fixed Produce	Share of Produce		Usufuctuary Mortgage	Other Terms	Fixed Money		Fixed Produce	Share of Produce	Usufuctuary Mortgage	
1	2	3	4	5	6	7	8	9	10	11	12	13	14
1	BELOW 0.5	19	4	31	5	2	61	0	0	0	0	0	0
2	0.5 - 1.0	10	2	9	0	0	21	0	0	0	0	0	0
	MARGINAL	29	6	40	5	2	82	0	0	0	0	0	0
3	1.0 - 2.0	5	0	4	0	0	9	7	0	0	0	0	7
	SMALL	5	0	4	0	0	9	7	0	0	0	0	7
4	2.0 - 3.0	0	0	0	0	0	0	0	0	0	0	0	0
5	3.0 - 4.0	0	0	0	0	0	0	0	0	0	0	0	0
	SEMI MEDIUM	0	0	0	0	0	0	0	0	0	0	0	0
6	4.0 - 5.0	0	0	0	0	0	0	0	0	0	0	0	0
7	5.0 - 7.5	0	0	0	0	0	0	0	0	0	0	0	0
8	7.5 - 10.0	0	0	0	0	0	0	0	0	0	0	0	0
	MEDIUM	0	0	0	0	0	0	0	0	0	0	0	0
9	10.0 - 20.0	0	0	0	0	0	0	0	0	0	0	0	0
10	20.0 & ABOVE	0	0	0	0	0	0	0	0	0	0	0	0
	LARGE	0	0	0	0	0	0	0	0	0	0	0	0
	ALL CLASSES	34	6	44	5	2	91	7	0	0	0	0	7

TABLE 2(B) : ESTIMATED LEASED IN AREA BY SIZE CLASSES AND TERMS OF LEASING

STATE TABLE

ST

(AREA IN HECTARES)

Sl. No.	Size Class (Ha)	Partly Owned, Partly Leased in and Partly otherwise operated holdings						Wholly leased in Holdings					
		Area Leased in for			Area Leased in for			Area Leased in for			Area Leased in for		
		Fixed Money	Fixed Produce	Share of Produce	Usufructuary	Other Terms	Total	Fixed Money	Fixed Produce	Share of Produce	Usufructuary	Other Terms	Total
1	2	3	4	5	6	7	8	9	10	11	12	13	14
1	BELOW 0.5	0	0	0	0	1	1	0	0	0	0	0	0
2	0.5 - 1.0	0	0	0	0	0	0	0	0	0	0	0	0
	MARGINAL	0	0	0	0	1	1	0	0	0	0	0	0
3	1.0 - 2.0	0	0	0	0	0	0	0	0	0	0	0	0
	SMALL	0	0	0	0	0	0	0	0	0	0	0	0
4	2.0 - 3.0	0	0	0	0	3	3	0	0	0	0	0	0
5	3.0 - 4.0	0	0	0	0	0	0	0	0	0	0	0	0
	SEMI MEDIUM	0	0	0	0	3	3	0	0	0	0	0	0
6	4.0 - 5.0	0	0	0	0	0	0	0	0	0	0	0	0
7	5.0 - 7.5	0	0	0	0	0	0	0	0	0	0	0	0
8	7.5 - 10.0	0	0	0	0	0	0	0	0	0	0	0	0
	MEDIUM	0	0	0	0	0	0	0	0	0	0	0	0
9	10.0 - 20.0	0	0	0	0	0	0	0	0	0	0	0	0
10	20.0 & ABOVE	0	0	0	0	0	0	0	0	0	0	0	0
	LARGE	0	0	0	0	0	0	0	0	0	0	0	0
	ALL CLASSES	0	0	0	0	4	4	0	0	0	0	0	0

TABLE 2(B) : ESTIMATED LEASED IN AREA BY SIZE CLASSES AND TERMS OF LEASING

(AREA IN HECTARES)

OTHERS

STATE TABLE

Sl. No.	Size Class (Ha)	Partly Owned, Partly Leased in and Partly otherwise operated holdings						Wholly leased in Holdings					
		Area Leased in for			Total	Area Leased in for			Total	Area Leased in for			Total
		Fixed Money	Fixed Produce	Share of Produce		Usufructuary	Other Terms	Fixed Money		Fixed Produce	Share of Produce	Usufructuary	
1	2	3	4	5	6	7	8	9	10	11	12	13	14
1	BELOW 0.5	85	10	124	3	17	239	8	0	0	0	34	42
2	0.5 - 1.0	193	11	52	25	46	327	11	0	0	0	147	158
	MARGINAL	278	21	176	28	63	566	19	0	0	0	181	200
3	1.0 - 2.0	310	83	128	7	19	547	0	0	0	0	18	18
	SMALL	310	83	128	7	19	547	0	0	0	0	18	18
4	2.0 - 3.0	173	0	18	69	0	260	82	0	0	0	0	82
5	3.0 - 4.0	156	0	64	54	28	302	0	0	0	0	0	0
	SEMI MEDIUM	329	0	82	123	28	562	82	0	0	0	0	82
6	4.0 - 5.0	73	5	44	0	4	126	125	0	0	0	0	125
7	5.0 - 7.5	162	2	0	0	122	286	0	0	0	0	0	0
8	7.5 - 10.0	55	0	0	0	83	138	94	0	0	0	0	94
	MEDIUM	290	7	44	0	209	550	219	0	0	0	0	219
9	10.0 - 20.0	237	0	87	0	0	324	0	0	0	0	0	0
10	20.0 & ABOVE	378	0	0	0	0	378	0	0	0	0	0	0
	LARGE	615	0	87	0	0	702	0	0	0	0	0	0
	ALL CLASSES	1822	111	517	158	319	2927	320	0	0	0	199	519

TABLE 2(B) : ESTIMATED LEASED IN AREA BY SIZE CLASSES AND TERMS OF LEASING

STATE TABLE

TOTAL

(AREA IN HECTARES)

Sl. No.	Size Class (Ha)	Partly Owned, Partly Leased in and Partly otherwise operated holdings						Wholly leased in Holdings					
		Area Leased in for			Total	Area Leased in for			Total	Area Leased in for			Total
		Fixed Money	Fixed Produce	Share of Produce		Usufructuary	Other Terms	Fixed Money		Fixed Produce	Share of Produce	Usufructuary	
1	2	3	4	5	6	7	8	9	10	11	12	13	14
1	BELOW 0.5	104	14	155	8	20	301	8	0	0	0	34	42
2	0.5 - 1.0	203	13	61	25	46	348	11	0	0	0	147	158
	MARGINAL	307	27	216	33	66	649	19	0	0	0	181	200
3	1.0 - 2.0	315	83	132	7	19	556	7	0	0	0	18	25
	SMALL	315	83	132	7	19	556	7	0	0	0	18	25
4	2.0 - 3.0	173	0	18	69	3	263	82	0	0	0	0	82
		156	0	64	54	28	302	0	0	0	0	0	0
5	3.0 - 4.0	329	0	82	123	31	565	82	0	0	0	0	82
	SEMI MEDIUM	73	5	44	0	4	126	125	0	0	0	0	125
6	4.0 - 5.0	162	2	0	0	122	286	0	0	0	0	0	0
7	5.0 - 7.5	55	0	0	0	83	138	94	0	0	0	0	94
8	7.5 - 10.0	290	7	44	0	209	550	219	0	0	0	0	219
	MEDIUM	237	0	87	0	0	324	0	0	0	0	0	0
9	10.0 - 20.0	378	0	0	0	0	378	0	0	0	0	0	0
10	20.0 & ABOVE	615	0	87	0	0	702	0	0	0	0	0	0
	LARGE	1856	117	561	163	325	3022	327	0	0	0	199	526
	ALL CLASSES												

TABLE 3 : ESTIMATED AREA BY SIZE CLASSES AND LAND USE

Sl. No.	Size Class	Total Holdings		Net Area Sown	Area Under Current Fallows	Net Cultivated area	Other uncultivated land excluding fallow land	Fallow land other than current fallows	Cultivable waste Land	Total Uncultivated land	Land Not available for cultivation
		No.	Area								
Area in Hec)											
1	2	3	4	5	6	7	8	9	10	11	12
1	BELOW 0.5	566700	36487	26739	431	27170	686	240	488	1414	7903
2	0.5 - 1.0	8998	6142	5145	141	5286	208	45	129	382	474
	MARGINAL	575698	42629	31884	572	32456	894	285	617	1796	8377
3	1.0 - 2.0	2846	3528	2860	95	2955	92	80	136	308	265
	SMALL	2846	3528	2860	95	2955	92	80	136	308	265
4	2.0 - 3.0	471	1063	931	12	943	36	19	38	93	27
5	3.0 - 4.0	80	263	228	16	244	0	0	3	3	16
	SEMI MEDIUM	551	1326	1159	28	1187	36	19	41	96	43
6	4.0 - 5.0	30	134	103	0	103	0	0	1	1	30
7	5.0 - 7.5	30	168	166	0	166	0	0	1	1	1
8	7.5 - 10.0	5	42	42	0	42	0	0	0	0	0
	MEDIUM	65	344	311	0	311	0	0	2	2	31
9	10.0 - 20.0	0	0	0	0	0	0	0	0	0	0
10	20.0 & ABOVE	0	0	0	0	0	0	0	0	0	0
	LARGE	0	0	0	0	0	0	0	0	0	0
	ALL CLASSES	579160	47827	36214	695	36909	1022	384	796	2202	8716

TABLE 3 : ESTIMATED AREA BY SIZE CLASSES AND LAND USE

STATE TABLE

ST

Area in Hec)

Sl. No.	Size Class	Total Holdings		Net Area Sown	Area Under Current Fallows	Net Cultivated area	Other uncultivated land excluding fallow land	Fallow land other than current fallows	Cultivable waste Land	Total Uncultivated land	Land Not available for cultivation
		No.	Area								
1	2	3	4	5	6	7	8	9	10	11	12
1	BELOW 0.5	52362	7012	5723	157	5880	98	36	77	211	921
2	0.5 - 1.0	9709	6957	6120	188	6308	82	24	138	244	405
	MARGINAL	62071	13969	11843	345	12188	180	60	215	455	1326
3	1.0 - 2.0	7477	10177	8780	451	9231	106	107	186	399	547
	SMALL	7477	10177	8780	451	9231	106	107	186	399	547
4	2.0 - 3.0	2627	5847	4898	278	5176	48	213	145	406	265
5	3.0 - 4.0	388	1269	962	44	1006	3	48	58	109	154
	SEMI MEDIUM	3015	7116	5860	322	6182	51	261	203	515	419
6	4.0 - 5.0	140	594	373	32	405	11	83	2	96	93
7	5.0 - 7.5	60	349	313	10	323	3	18	0	21	5
8	7.5 - 10.0	5	47	47	0	47	0	0	0	0	0
	MEDIUM	205	990	733	42	775	14	101	2	117	98
9	10.0 - 20.0	0	0	0	0	0	0	0	0	0	0
10	20.0 & ABOVE	5	150	125	0	125	0	0	20	20	5
	LARGE	5	150	125	0	125	0	0	20	20	5
	ALL CLASSES	72773	32402	27341	1160	28501	351	529	626	1506	2395

TABLE 3 : ESTIMATED AREA BY SIZE CLASSES AND LAND USE

Sl. No.	Size Class	Total Holdings		Net Area Sown	Area Under Current Fallows	Net Cultivated area	Other uncultivated land excluding fallow land	Fallow land other than current fallows	Cultivable waste Land	Total Uncultivated land	Land Not available for cultivation
		No.	Area								
1	2	3	4	5	6	7	8	9	10	11	12
1	BELOW 0.5	4834074	544043	427715	5325	433040	6927	2848	5717	15492	95511
2	0.5 - 1.0	446007	311808	272696	4109	276805	4237	2426	4057	10720	24283
	MARGINAL	5280081	855851	700411	9434	709845	11164	5274	9774	26212	119794
3	1.0 - 2.0	251968	335836	296975	5029	302004	4653	2909	4053	11615	22217
	SMALL	251968	335836	296975	5029	302004	4653	2909	4053	11615	22217
4	2.0 - 3.0	71584	166599	148485	2548	151033	2223	1668	2225	6116	9450
5	3.0 - 4.0	20382	68920	58782	1085	59867	856	1497	830	3183	5870
	SEMI MEDIUM	91966	235519	207267	3633	210900	3079	3165	3055	9299	15350
6	4.0 - 5.0	11509	50113	44212	802	45014	727	423	755	1905	3194
7	5.0 - 7.5	6095	36630	31821	398	32219	824	553	836	2215	2198
8	7.5 - 10.0	1864	15735	14275	175	14450	146	131	173	450	835
	MEDIUM	19468	102478	90308	1375	91683	1697	1107	1764	4568	6227
9	10.0 - 20.0	1952	25327	22121	321	22442	347	276	354	977	1908
10	20.0 & ABOVE	946	76983	65934	661	66595	1882	2085	1724	5691	4697
	LARGE	2898	102310	88055	982	89037	2229	2561	2078	6668	6605
	ALL CLASSES	5646381	1631994	1385016	20453	1403469	22822	14816	20724	58362	170163

STATE TABLE

OTHERS

Area in Hec)

TABLE 3 : ESTIMATED AREA BY SIZE CLASSES AND LAND USE

STATE TABLE

TOTAL

ea in Hec)

Sl. No.	Size Class	Total Holdings		Net Area Sown	Area Under Current Fallows	Net Cultivated area	Other uncultivated land excluding fallow land	Fallow land other than current fallows	Cultivable waste Land	Total Uncultivated land	Land Not available for cultivation
		No.	Area								
1	2	3	4	5	6	7	8	9	10	11	12
1	BELOW 0.5	5453136	587542	460177	5913	466090	7711	3124	6282	17117	104335
2	0.5 - 1.0	464714	324907	283961	4438	288399	4527	2495	4324	11346	25162
	MARGINAL	5917850	912449	744138	10351	754489	12238	5619	10606	28463	129497
3	1.0 - 2.0	262291	349541	308615	5575	314190	4851	3096	4375	12322	23029
	SMALL	262291	349541	308615	5575	314190	4851	3096	4375	12322	23029
4	2.0 - 3.0	74682	173509	154314	2838	157152	2307	1900	2408	6615	9742
5	3.0 - 4.0	20850	70452	59972	1145	61117	859	1545	891	3295	6040
	SEMI MEDIUM	95532	243961	244286	3983	218269	3166	3445	3299	9910	15782
6	4.0 - 5.0	11679	50841	44688	834	45522	738	506	758	2002	3317
7	5.0 - 7.5	6185	37147	32300	408	32708	827	571	837	2235	2204
8	7.5 - 10.0	1874	15824	14364	175	14539	146	131	173	450	835
	MEDIUM	19738	103812	91352	1417	92769	1711	1208	1768	4687	6356
9	10.0 - 20.0	1952	25327	22121	321	22442	347	276	354	977	1908
10	20.0 & ABOVE	951	77133	66059	661	66720	1882	2085	1744	5711	4702
	LARGE	2903	102460	88180	982	89162	2229	2361	2098	6688	6610
	ALL CLASSES	6298314	1712223	1446571	22308	1468879	24195	15729	22146	62070	181274

TABLE 4 : ESTIMATED NUMBER OF OPERATIONAL HOLDINGS BY SIZE CLASSES AND IRRIGATION STATUS

SC

rea in Hec)

Sl. No	Size class	Total holdings		Wholly irrigated Holdings		Wholly unirrigated Holdings		Partly irrigated Holdings			Holdings receiving irrigation	
		No	Area	No	Area	No	Area	No	Total Area	Irrigated Area	No	Net. Irrigated Area
1	2	3	4	5	6	7	8	9	10	11	12	13
1	BELOW 0.5	566700	36487	27854	1112	476999	20675	61484	4952	2745	89338	3857
2	0.5 - 1.0	8998	6142	540	336	6039	3402	2429	1407	744	2969	1080
	MARGINAL	575698	42629	28394	1448	483038	24077	63913	6359	3489	92307	4937
3	1.0 - 2.0	2846	3528	145	149	1794	1754	913	957	518	1058	667
	SMALL	2846	3528	145	149	1794	1754	913	957	518	1058	667
4	2.0 - 3.0	471	1063	30	72	299	573	143	286	108	173	180
5	3.0 - 4.0	80	263	13	40	45	131	23	57	14	36	54
	SEMI MEDIUM	551	1326	43	112	344	704	166	343	122	209	234
6	4.0 - 5.0	30	134	0	0	25	83	5	20	4	5	4
7	5.0 - 7.5	30	168	0	0	25	140	5	26	23	5	23
8	7.5 - 10.0	5	42	0	0	5	42	0	0	0	0	0
	MEDIUM	65	344	0	0	55	265	10	46	27	10	27
9	10.0 - 20.0	0	0	0	0	0	0	0	0	0	0	0
10	20.0 & ABOVE	0	0	0	0	0	0	0	0	0	0	0
	LARGE	0	0	0	0	0	0	0	0	0	0	0
	ALL CLASSES	579160	47827	28582	1709	485231	26800	65002	7705	4156	93584	5865

TABLE 4 : ESTIMATED NUMBER OF OPERATIONAL HOLDINGS BY SIZE CLASSES AND IRRIGATION STATUS

STATE TABLE

ST

Area in Hec)

Sl. No	Size class	Total holdings		Wholly irrigated Holdings		Wholly unirrigated Holdings		Partly irrigated Holdings			Holdings receiving irrigation	
		No	Area	No	Area	No	Area	No	Total Area	Irrigated Area	No	Net. Irrigated Area
1	2	3	4	5	6	7	8	9	10	11	12	13
1	BELOW 0.5	52362	7012	1117	124	47912	5283	2904	316	157	4021	281
2	0.5 - 1.0	9709	6957	359	183	8085	5155	1267	782	372	1626	555
	MARGINAL	62071	13969	1476	307	55997	10438	4171	1098	529	5647	836
3	1.0 - 2.0	7477	10177	209	189	6280	7467	989	1124	417	1198	606
	SMALL	7477	10177	209	189	6280	7467	989	1124	417	1198	606
4	2.0 - 3.0	2627	5847	30	38	2314	4264	285	596	209	315	247
5	3.0 - 4.0	388	1269	0	0	855	852	33	110	39	33	39
	SEMI MEDIUM	3015	7116	30	38	2669	5116	318	706	248	348	286
6	4.0 - 5.0	140	594	0	0	121	325	19	48	29	19	29
7	5.0 - 7.5	60	349	0	0	38	217	23	96	30	23	30
8	7.5 - 10.0	5	47	0	0	5	47	0	0	0	0	0
	MEDIUM	205	990	0	0	164	589	42	144	59	42	59
9	10.0 - 20.0	0	0	0	0	0	0	0	0	0	0	0
10	20.0 & ABOVE	5	150	0	0	0	0	5	125	2	5	2
	LARGE	5	150	0	0	0	0	5	125	2	5	2
	ALL CLASSES	72773	32402	1715	534	65110	23610	5525	3197	1255	7240	1789

TABLE 4 : ESTIMATED NUMBER OF OPERATIONAL HOLDINGS BY SIZE CLASSES AND IRRIGATION STATUS

OTHERS rea in Hec)

Sl. No	Size class	Total holdings		Wholly irrigated Holdings		Wholly unirrigated Holdings		Partly irrigated Holdings			Holdings receiving irrigation	
		No	Area	No	Area	No	Area	No	Total Area	Irrigated Area	No	Net. Irrigated Area
1	2	3	4	5	6	7	8	9	10	11	12	13
1	BELOW 0.5	4834074	544043	341170	25545	373512	296315	755099	105855	59488	1096269	85033
2	0.5 - 1.0	446007	311808	22640	13627	254911	152851	168462	106218	55517	191102	69144
	MARGINAL	5280081	855851	363810	39172	3990423	449166	923561	212073	115005	1287371	154177
3	1.0 - 2.0	251968	335836	10840	12494	129677	149168	111444	135313	65719	122284	78213
	SMALL	251968	335836	10840	12494	129677	149168	111444	135313	65719	122284	78213
4	2.0 - 3.0	71584	166599	3033	6346	33538	68102	35008	74037	33770	38041	40116
5	3.0 - 4.0	20382	68920	866	2538	8138	22439	11395	33805	15421	12261	17959
	SEMI MEDIUM	91966	235519	3899	8884	41676	90541	46403	107842	49191	50302	58075
6	4.0 - 5.0	11509	50113	542	1932	4460	16928	6512	25352	11038	7054	12970
7	5.0 - 7.5	6095	36630	225	978	2408	12274	3478	18569	8525	3703	9503
8	7.5 - 10.0	1864	15735	113	939	794	6008	960	7328	3442	1073	4381
	MEDIUM	19468	102478	880	3849	7662	35210	10950	51249	23005	11830	26854
9	10.0 - 20.0	1952	25327	164	1745	802	8699	993	11677	5103	1157	6848
10	20.0 & ABOVE	946	76983	61	2551	470	46700	416	16683	6432	477	8983
	LARGE	2808	102310	225	4296	1272	55399	1409	28360	11535	1634	15831
	ALL CLASSES	5646381	1631994	379654	68695	4170710	779484	1093767	534837	264455	1473421	333150

TABLE 4 : ESTIMATED NUMBER OF OPERATIONAL HOLDINGS BY SIZE CLASSES AND IRRIGATION STATUS

STATE TABLE

TOTAL

area in Hec)

Sl. No	Size class	Total holdings		Wholly irrigated Holdings		Wholly unirrigated Holdings		Partly irrigated Holdings			Holdings receiving irrigation	
		No	Area	No	Area	No	Area	No	Area	No	Irrigated Area	No
1	2	3	4	5	6	7	8	9	10	11	12	13
1	BELOW 0.5	453136	587542	370141	26781	4260423	322273	819487	111123	62390	1189628	89171
2	0.5 - 1.0	464714	324907	23539	14146	269035	161408	172158	108407	56633	195697	70779
	MARGINAL	917850	912449	393680	40927	4529458	483681	991645	219530	119023	1385325	159950
3	1.0 - 2.0	262291	349541	11194	12832	137751	158389	113346	137394	66654	124540	79486
	SMALL	262291	349541	11194	12832	137751	158389	113346	137394	66654	124540	79486
4	2.0 - 3.0	74682	173509	3093	6456	36151	72939	35436	74919	34087	38529	40543
5	3.0 - 4.0	20850	70452	879	2578	8538	23422	11451	33972	15474	12330	18052
	SEMI MEDIUM	95532	243961	3972	9034	44689	96361	46887	108891	46561	50859	58595
6	4.0 - 5.0	11679	50841	542	1932	4606	17336	6536	25420	11071	7078	13003
7	5.0 - 7.5	6185	37147	225	978	2471	12631	3506	18691	8578	3731	9556
8	7.5 - 10.0	1874	15824	113	939	804	6097	960	7328	3442	1073	4381
	MEDIUM	19738	103812	880	3849	7881	36064	11002	51439	23091	11882	26940
9	10.0 - 20.0	1952	25327	164	1745	802	8699	993	11677	5103	1157	6848
10	20.0 & ABOVE	951	77133	61	2551	470	46700	421	16808	6434	482	8985
	LARGE	2903	102460	225	4296	1272	55399	1414	28485	11537	1639	15833
	ALL CLASSES	6298314	1712223	409951	70938	4721051	829894	1164294	545739	269866	1574245	340804

TABLE 5 (A) : ESTIMATED NUMBER OF OPERATIONAL HOLDINGS BY SIZE CLASSES RECEIVING IRRIGATION AND AREA IRRIGATED BY DIFFERENT SOURCES

STATE TABLE

SC

(AREA IN HECTARES)

Sl.No	Size class (Ha)	Total Holdings		Canals		Tanks		Wells		Tubewells		Other source		Exclusive No. of Holdings receiving irrigation	Total net irrigated area
		No	Area	No. of Holdings	Area irrigated	No. of Holdings	Area irrigated	No. of Holdings	Area irrigated	No. of Holdings	Area irrigated	No. of Holdings	Area irrigated		
1	2	3	4	5	6	7	8	9	10	11	12	13	14	15	16
1	BELOW 0.5	566700	36487	6948	752	4449	177	48127	1690	4582	240	28205	998	89338	3857
2	0.5 - 1.0	8998	6142	556	270	119	35	1746	473	147	48	774	254	2969	1080
	MARGINAL	575698	42629	7504	1022	4568	212	49873	2163	4729	288	28979	1252	92307	4937
3	1.0 - 2.0	2846	3528	310	285	78	44	626	150	57	25	303	163	1058	667
	SMALL	2846	3528	310	285	78	44	626	150	57	25	303	163	1058	667
4	2.0 - 3.0	471	1063	48	63	35	12	53	57	30	18	58	30	173	180
5	3.0 - 4.0	80	263	21	48	0	0	26	1	3	4	3	1	36	54
	SEMI MEDIUM	551	1326	69	111	35	12	79	58	33	22	61	31	209	234
6	4.0 - 5.0	30	134	5	4	0	0	5	0	0	0	0	0	5	4
7	5.0 - 7.5	30	168	0	0	0	0	0	0	0	0	5	23	5	23
8	7.5 - 10.0	5	42	0	0	0	0	0	0	0	0	0	0	0	0
	MEDIUM	65	344	5	4	0	0	5	0	0	000	5	23	10	27
9	10.0 - 20.0	0	0	0	0	0	0	0	0	0	0	0	0	0	0
10	20.0 & ABOVE	0	0	0	0	0	0	0	0	0	0	0	0	0	0
	LARGE	0	0	0	0	0	0	0	0	0	0	0	0	0	0
	ALL CLASSES	579160	47827	7888	1422	4681	268	50583	2371	4819	335	29348	1469	93584	5865

TABLE 5 (A) : ESTIMATED NUMBER OF OPERATIONAL HOLDINGS BY SIZE CLASSES RECEIVING IRRIGATION AND AREA IRRIGATED BY DIFFERENT SOURCES

STATE TABLE

ST

(AREA IN HECTARES)

Sl.No	Size class (Ha)	Total Holdings		Canals		Tanks		Wells		Tubewells		Other source		Exclusive N.of Holdings receiving irrigation	Total net irrigated area
		No	Area	No. of Holdings	Area irrigated	No. of Holdings	Area irrigated	No. of Holdings	Area irrigated	No. of Holdings	Area irrigated	No. of Holdings	Area irrigated		
1	2	3	4	5	6	7	8	9	10	11	12	13	14	15	16
1	BELOW 0.5	52362	7012	145	19	608	32	1528	101	462	17	1312	112	4021	281
2	0.5 - 1.0	6709	6957	250	105	196	60	787	187	20	2	473	201	1626	555
	MARGINAL	62071	13969	395	124	804	92	2315	288	482	19	1785	313	5647	836
3	1.0 - 2.0	7477	10177	105	52	251	104	472	213	105	52	439	185	1198	606
	SMALL	7477	10177	105	52	251	104	472	213	105	52	439	185	1198	606
4	2.0 - 3.0	2627	5847	32	25	95	68	71	41	0	0	144	113	315	247
5	3.0 - 4.0	388	1269	28	34	14	5	0	0	0	0	0	0	33	39
	SEMI MEDIUM	3015	7116	60	59	109	73	71	41	0	0	144	113	348	286
6	4.0 - 5.0	140	594	0	0	0	0	0	0	0	0	19	29	19	29
7	5.0 - 7.5	60	349	0	0	5	12	0	0	0	0	18	18	23	30
8	7.5 - 10.0	5	47	0	0	0	0	0	0	0	0	0	0	0	0
	MEDIUM	205	990	0	0	5	12	0	0	0	0	37	47	42	59
9	10.0 - 20.0	0	0	0	0	0	0	0	0	0	0	0	0	0	0
10	20.0 & ABOVE	5	150	0	0	5	2	0	0	0	0	0	0	5	2
	LARGE	5	150	0	0	5	2	0	0	0	0	0	0	5	2
	ALL CLASSES	72773	32402	560	235	1174	283	2858	542	587	71	2405	658	7240	1789

TABLE 5 (A) : ESTIMATED NUMBER OF OPERATIONAL HOLDINGS BY SIZE CLASSES RECEIVING IRRIGATION AND AREA IRRIGATED BY DIFFERENT SOURCES

(AREA IN HECTARES)

OTHERS

Sl.No	Size class (Ha)	Total Holdings		Canals		Tanks		Wells		Tubewells		Other source		Exclusive N. of Holdings receiving irrigation	Total net irrigated area
		No	Area	No. of Holdings	Area irrigated	No. of Holdings	Area irrigated	No. of Holdings	Area irrigated	No. of Holdings	Area irrigated	No. of Holdings	Area irrigated		
1	2		4	5	6	7	8	9	10	11	12	13	14	15	16
1	BELOW 0.5	4834074	544043	72038	10510	65841	5496	674690	46863	93537	6274	230947	15890	1096269	85033
2	0.5 - 1.0	446007	311808	30995	12887	15576	5166	108627	30098	10918	3430	55903	17563	191102	69144
	MARGINAL	5280081	855851	103033	23397	81417	10662	783317	76961	104455	9704	286850	33453	1287371	154177
3	1.0 - 2.0	251968	335836	21372	16257	12891	6569	66821	30688	7553	3536	38914	21163	122284	78213
	SMALL	251968	335836	21372	16257	12891	6569	66821	30688	7553	3536	38914	21163	122284	78213
4	2.0 - 3.0	1584	166599	6869	8879	5136	3782	20446	14571	2741	2027	12328	10857	38041	40116
5	3.0 - 4.0	20382	68920	2944	5353	1991	2130	6419	4956	846	805	3979	4715	12261	17959
	SEMI MEDIUM	91966	235519	9813	14232	7127	5912	26865	19527	3587	2832	16307	15572	50302	58075
6	4.0 - 5.0	11509	50113	1311	2763	1187	1361	4268	4573	671	956	2130	3317	7054	12970
7	5.0 - 7.5	6095	36630	699	1836	560	977	2109	3283	314	299	1262	3108	3703	9503
8	7.5 - 10.0	1864	15735	250	1203	164	630	605	1295	137	209	324	1044	1073	4381
	MEDIUM	19468	102478	2260	5802	1911	2968	6982	9151	1122	1464	3716	7469	11850	26854
9	10.0 - 20.0	1952	25327	160	1027	260	1518	561	1571	70	231	367	2501	1157	6848
10	20.0 & ABOVE	946	76983	46	608	151	1793	241	3319	23	182	210	3081	477	8983
	LARGE	2898	102310	206	1635	411	3311	802	4890	93	413	577	5582	1634	15831
	ALL CLASSES	5646381	1631994	136684	61323	103757	29422	884787	141217	116810	17949	346364	83239	1473421	333150

TABLE 5 (A) : ESTIMATED NUMBER OF OPERATIONAL HOLDINGS BY SIZE CLASSES RECEIVING IRRIGATION AND AREA IRRIGATED BY DIFFERENT SOURCES

STATE TABLE **TOTAL**

(AREA IN HECTARES)

Sl. No	Size class (Ha)	Total Holdings		Canals		Tanks		Wells		Tubewells		Other source		Exclusive N. of Holdings receiving irrigation	Total net irrigated area
		No	Area	No. of Holdings	Area irrigated	No. of Holdings	Area irrigated	No. of Holdings	Area irrigated	No. of Holdings	Area irrigated	No. of Holdings	Area irrigated		
1	2		4	5	6	7	8	9	10	11	12	13	14	15	16
1	BELOW 0.5	545136	587542	79131	11281	70898	5705	724345	48654	98581	6531	260464	17000	1189658	89171
2	0.5 - 1.0	464714	324907	31801	13262	15891	5261	111160	30758	11085	3480	57150	18018	195697	70779
	MARGINAL	5917850	912449	110932	24543	86789	10966	835505	79412	109666	10011	317614	35018	1385325	159950
3	1.0 - 2.0	262291	349541	21787	16594	13220	6717	67919	31051	7715	3613	39656	21511	124540	79486
	SMALL	262291	349541	21787	16594	13220	6717	67919	31051	7715	3613	39656	21511	124540	79486
4	2.0 - 3.0	74682	173509	6949	8967	5266	3862	20570	14669	2771	2045	12530	11000	38529	40343
5	3.0 - 4.0	20850	70452	2993	5435	2005	2135	6445	4957	849	809	3982	4716	12330	18052
	SEMI MEDIUM	9532	243961	9942	14402	7271	5997	27015	19626	3620	2854	16512	15716	50859	58595
6	4.0 - 5.0	11679	50841	1316	2767	1187	1361	4273	4573	671	956	2149	3346	7078	13003
7	5.0 - 7.5	6185	37147	699	1836	565	989	2109	3283	314	299	1285	3149	3731	9556
8	7.5 - 10.0	1874	15824	250	1203	164	630	605	1295	137	209	324	1044	1073	4381
	MEDIUM	1738	103812	2265	5806	1916	2980	6987	9151	1122	1464	3758	7539	11882	26940
9	10.0 - 20.0	1952	25327	160	1027	260	1518	561	1571	70	231	367	2501	1157	6848
10	20.0 & ABOVE	651	77133	46	608	156	1795	241	3319	23	182	210	3081	482	8985
	LARGE	2903	102460	206	1635	416	3313	802	4890	93	413	577	5582	1639	15833
	ALL CLASSES	6298314	1712223	145132	62980	109612	29973	938228	144130	122216	18355	378117	85366	1574245	340804

TABLE 5B: ESTIMATED NUMBER OF WELLS AND TUBE WELLS BY SIZE CLASSES

STATE TABLE

SC

(AREA IN HECTARES)

S.I. No	Size class (ha)	Total Holdings		No. of Wells										No. of Tube wells		
				In use						Not in use				Electric	Diesel	Total
				With the pump sets			With out pump set			Total	With out pump set	Electric	Diesel			
				No.	Area	Electric	Diesel	Total	Electric					Diesel	Total	Electric
1	2	3	4	5	6	7	8	9	10	11	12					
1	BELOW 0.5	566700	36487	18056	695	18751	29626	212501	4534	49	4582					
2	0.5 - 1.0	8998	6142	874	104	978	811	3560	99	48	147					
	MARGINAL	575698	42629	18930	799	19729	30437	216061	4633	97	4729					
3	1.0 - 2.0	2846	3528	334	39	373	311	1175	57	0	57					
	SMALL	2846	3528	334	39	373	311	1175	57	0	57					
4	2.0 - 3.0	471	1063	13	20	33	20	178	30	0	30					
5	3.0 - 4.0	80	263	19	0	19	8	26	3	0	3					
	SEMI MEDIUM	551	1326	32	20	52	28	204	33	0	33					
6	4.0 - 5.0	30	134	0	0	0	5	15	0	0	0					
7	5.0 - 7.5	30	168	0	0	0	0	5	0	0	0					
8	7.5 - 10.0	5	42	0	0	0	0	0	0	0	0					
	MEDIUM	65	344	0	0	0	5	20	0	0	0					
9	10.0 - 20.0	0	0	0	0	0	0	0	0	0	0					
10	20.0 & ABOVE	0	0	0	0	0	0	0	0	0	0					
	LARGE	0	0	0	0	0	0	0	0	0	0					
	ALL CLASSES	579160	47827	19296	858	20154	30781	217460	4723	97	4819					

STATE TABLE
TABLE 5B: ESTIMATED NUMBER OF WELLS AND TUBE WELLS BY SIZE CLASSES

STATE TABLE

ST

(AREA IN HEACTARES)

S.I. No	Size class (ha)	Total Holdings		No. of Wells							No. of Tube wells		
		No.	Area	In use			With out pump set	Not in use	Electric	Diesel	Total		
				With the pump sets		Total							
				Electric	Diescl							Total	
3	4	5	6	7	8	9	10	11	12				
1	BELOW 0.5	52362	7012	479	127	606	923	13490	462	0	462		
2	0.5 - 1.0	9709	6957	395	81	476	369	4219	20	0	20		
	MARGINAL	62071	13969	874	208	1082	1292	17709	482	0	482		
3	1.0 - 2.0	7477	10177	258	36	294	220	3149	105	0	105		
	SMALL	7477	10177	258	36	294	220	3149	105	0	105		
4	2.0 - 3.0	2627	5847	81	0	81	8	780	0	0	0		
5	3.0 - 4.0	388	1269	0	0	0	0	154	0	0	0		
	SEMI MEDIUM	3015	7116	81	0	81	8	934	0	0	0		
6	4.0 - 5.0	140	594	0	0	0	0	66	0	0	0		
7	5.0 - 7.5	60	349	0	0	0	0	20	0	0	0		
8	7.5 - 10.0	5	47	0	0	0	0	0	0	0	0		
	MEDIUM	205	990	0	0	0	0	86	0	0	0		
9	10.0 - 20.0	0	0	0	0	0	0	0	0	0	0		
10	20.0 & ABOVE	5	150	0	0	0	0	0	0	0	0		
	LARGE	5	150	0	0	0	0	0	0	0	0		
	ALL CLASSES	72773	32402	1213	244	1457	1520	21878	587	0	587		

TABLE 5B: ESTIMATED NUMBER OF WELLS AND TUBE WELLS BY SIZE CLASSES

STATE TABLE

OTHERS

(AREA IN HECTARES)

S.L. No	Size class (ha)	Total Holdings		No. of Wells						No. of Tube wells		
				In use			Not in use			Electric	Diesel	Total
		No.	Area	With the pump sets		Total	With out pump set	Electric	Diesel			
				Electric	Diesel					6	7	8
1	2	3	4	5	6	7	8	9	10	11	12	
1	BELOW 0.5	4834074	544043	350390	13237	363627	319628	2035216	90932	2661	93593	
2	0.5 - 1.0	446007	311808	70245	5757	76002	39745	212029	10564	411	10974	
	MARGINAL	5280081	855851	420635	18994	439629	359373	2247245	101496	3072	104567	
3	1.0 - 2.0	251968	335836	45562	4961	50523	23294	122649	7377	195	7570	
	SMALL	251968	335836	45562	4961	50523	23294	122649	7377	195	7570	
4	2.0 - 3.0	71584	166599	14959	1458	16417	6727	36735	2656	85	2741	
5	3.0 - 4.0	20382	68920	4948	667	5615	2417	10223	830	32	862	
	SEMI-MEDIUM	91966	235519	19907	2125	22032	9144	46958	3486	117	3603	
6	4.0 - 5.0	11509	50113	3331	402	3733	1253	5816	658	13	671	
7	5.0 - 7.5	6095	36630	1770	205	19725	710	3268	314	0	314	
8	7.5-10.0	1864	15735	434	88	522	188	1058	137	0	137	
	MEDIUM	19468	102478	5535	695	6230	2151	10142	1109	13	1122	
9	10.0 - 20.0	1952	25327	490	37	527	251	1097	60	10	70	
10	20.0 & ABOVE	946	76983	168	20	188	136	553	23	0	23	
	LARGE	2898	102310	658	57	715	387	1650	83	10	93	
	ALL CLASSES	5646381	1631994	492297	26832	519129	394349	2428644	113551	3405	116955	

TABLE 6A: ESTIMATED IRRIGATED AND UNIRRIGATED AREA BY SIZE CLASSES UNDER DIFFERENT CROPS

Sl. No	Size class (Ha)	Total holdings		Area	Irrigated	Gross cropped area	
		No.	Area			Un irrigated	Total
1	BELOW 0.5	566700	36487	4434	41174	45608	
2	0.5 - 1.0	8998	6142	1151	6231	7382	
	MARGINAL	575698	42629	5585	47405	52990	
3	1.0 - 2.0	2846	3528	696	3481	4177	
	SMALL	2846	3528	696	3481	4177	
4	2.0 - 3.0	471	1063	187	1040	1227	
5	3.0 - 4.0	80	263	55	209	264	
	SEMI MEDIUM	551	1326	242	1249	1491	
6	4.0 - 5.0	30	134	4	112	116	
7	5.0 - 7.5	30	168	47	167	214	
8	7.5 - 10.0	5	42	0	42	42	
	MEDIUM	65	344	51	321	372	
9	10.0 - 20.0	0	0	0	0	0	
10	20.0 & ABOVE	0	0	0	0	0	
	LARGE	0	0	0	0	0	
	ALL CLASSES	579160	47827	6574	52456	59030	

STATE TABLE

SC

(AREA IN HEACTARES)

TABLE 6A: ESTIMATED IRRIGATED AND UNIRRIGATED AREA BY SIZE CLASSES UNDER DIFFERENT CROPS
(AREA IN HECTARES)

STATE TABLE

ST

Sl. No	Size class (Ha.)	Total holdings		Area	Irrigated	Gross cropped aarea	
		No.	Area			Un irrigated	Total
1	2	3	4	7012	5	6	7
1	BELOW 0.5	52362	7012	298	8944	9242	
2	0.5 - 1.0	9709	6957	618	7890	8508	
	MARGINAL	62071	13969	916	16834	17750	
3	1.0 - 2.0	7477	10177	707	10288	10995	
	SMALL	7477	10177	707	10288	10995	
4	2.0 - 3.0	2627	5847	276	5619	5895	
5	3.0 - 4.0	388	1269	42	1120	1162	
	SEMI MEDIUM	3015	7116	318	6739	7057	
6	4.0 - 5.0	140	594	36	390	426	
7	5.0 - 7.5	60	349	33	331	364	
8	7.5 - 10.0	5	47	0	47	47	
	MEDIUM	208	990	69	768	837	
9	10.0 - 20.0	0	0	0	0	0	
10	20.0 & ABOVE	5	150	2	168	170	
	LARGE	5	150	2	168	170	
	ALL CLASSES	72773	32402	2012	34797	36809	

TABLE 6A: ESTIMATED IRRIGATED AND UNIRRIGATED AREA BY SIZE CLASSES UNDER DIFFERENT CROPS

Sl. No	Size class (Ha)	Total holdings			Area	Gross cropped area		
		No.	Irrigated	Un irrigated		Irrigated	Un irrigated	Total
1	BELOW 0.5	4834074	544043	99234	612884	712118		
2	0.5 - 1.0	446007	311808	78077	315362	393439		
3	MARGINAL	5280081	855851	177311	928246	1105557		
	1.0 - 2.0	251968	335836	88683	324092	412775		
	SMALL	251968	335836	88683	324092	412775		
4	2.0 - 3.0	71584	166599	45397	156468	201865		
5	3.0 - 4.0	20382	68920	19966	57817	77783		
	SEMI MEDIUM	91966	235519	65363	214285	279648		
6	4.0 - 5.0	11509	50113	14743	44005	58748		
7	5.0 - 7.5	6095	36630	10929	30648	41577		
8	7.5 - 10.0	1864	15735	4854	13617	18471		
	MEDIUM	19468	102478	30526	88270	118796		
9	10.0 - 20.0	1952	25327	7992	19782	27774		
10	20.0 & ABOVE	946	76986	9957	64093	74050		
	LARGE	2898	102310	17949	83875	101824		
	ALL CLASSI S	5646381	1631994	379832	1638768	2018600		

STATE TABLE

OTHERS

(AREA IN HECTARES)

TABLE 6A: ESTIMATED IRRIGATED AND UNIRRIGATED AREA BY SIZE CLASSES UNDER DIFFERENT CROPS

STATE TABLE

TOTAL

(AREA IN HECTARES)

Sl. No	Size class (Ha.)	Total holdings		Irrigated	Gross cropped area	
		No.	Area		Un irrigated	Total
1	2	3	4	5	6	7
1	BELOW 0.5	5453136	587542	103966	663002	766968
2	0.5 - 1.0	464714	324907	79846	329483	409329
	MARGINAL	5917850	912449	183812	992485	1176297
3	1.0 - 2.0	262291	349541	90086	337861	427947
	SMALL	262291	349541	90086	337861	427947
4	2.0 - 3.0	74682	173509	45860	163127	208987
5	3.0 - 4.0	20850	70452	20063	59146	79209
	SEMI MEDIUM	95532	243961	65923	222273	288196
6	4.0 - 5.0	11679	50841	14783	44507	59290
7	5.0 - 7.5	6185	37147	11009	31146	42155
8	7.5 - 10.0	1874	15824	4854	13706	18560
	MEDIUM	19738	103812	30646	89359	120005
9	10.0 - 20.0	1952	25327	7992	19782	27774
10	20.0 & ABOVE	951	77133	9959	64261	74220
	LARGE	2903	102460	17951	84043	101994
	ALL CLASSES	6298314	1712223	388418	1726021	2114139

TABLE 6B: ESTIMATED IRRIGATED AND UNIRRIGATED AREA BY SIZE CLASSES UNDER DIFFERENT CROPS

(AREA IN HECTARES)

SC

STATE STABLE

Sl. No.	Size Class (Ha)	Paddy (0101)			Maize (0104)			Total Area	
		No. of Holdings	Irrigated Area	Unirrigated area	Total Area	No. of Holdings	Irrigated Area		Unirrigated area
1	2	3	4	5	6	7	8	9	10
1	BELOW 0.5	11646	1421	1105	2526	40	0	13	13
2	0.5 - 1.0	1735	519	417	936	0	0	0	0
	MARGINAL	13381	1940	1522	3462	40	0	13	13
3	1.0 - 2.0	753	384	303	687	0	0	0	0
	SMALL	753	384	303	687	0	0	0	0
4	2.0 - 3.0	123	80	101	181	0	0	0	0
5	3.0 - 4.0	40	30	15	45	0	0	0	0
	SEMI MEDIUM	163	110	116	226	0	0	0	0
6	4.0 - 5.0	5	4	16	20	0	0	0	0
7	5.0 - 7.5	5	47	0	47	0	0	0	0
8	7.5 - 10.0	0	0	0	0	0	0	0	0
	MEDIUM	10	51	16	67	0	0	0	0
9	10.0 - 20.0	0	0	0	0	0	0	0	0
10	20.0 & ABOVE	0	0	0	0	0	0	0	0
	LARGE	0	0	0	0	0	0	0	0
	ALL CLASSES	14307	2485	1957	4442	40	0	13	13

Table 6B SC Contd....

Sl. No.	Size Class (Ha)	RAGI (0105)				Maize (0104)			
		No. of Holdings	Irrigated Area	Unirrigated area	Total Area	No. of Holdings	Irrigated Area	Unirrigated area	Total Area
1	2	3	4	5	6	7	8	9	10
1	BELOW 0.5	68	0	2	2	-	6	20	26
2	0.5 - 1.0	0	0	0	0	-	5	23	28
	MARGINAL	68	0	2	2	-	11	43	54
3	1.0 - 2.0	0	0	0	0	-	22	7	29
	SMALL	0	0	0	0	-	22	7	29
4	2.0 - 3.0	0	0	0	0	-	6	0	6
5	3.0 - 4.0	0	0	0	0	-	0	0	0
	SEMI MEDIUM	0	0	0	0	-	6	0	6
6	4.0 - 5.0	0	0	0	0	-	0	0	0
7	5.0 - 7.5	0	0	0	0	-	0	0	0
8	7.5 - 10.0	0	0	0	0	-	0	0	0
	MEDIUM	0	0	0	0	-	0	0	0
9	10.0 - 20.0	0	0	0	0	-	0	0	0
10	20.0 & ABOVE	0	0	0	0	-	0	0	0
	LARGE	0	0	0	0	-	0	0	0
	ALL CLASSES	68	0	2	2	-	39	50	89

Table 6B SC Contd...

Sl. No.	Size Class (Ha)	TOTAL CEREALS GRAM				Maize (0104)			
		No. of Holdings	Irrigated Area	Unirrigated area	Total Area	No. of Holdings	Irrigated Area	Unirrigated area	Total Area
1	2	3	4	5	6	7	8	9	10
1	BELOW 0.5		1427	1140	2567	51	0	9	9
2	0.5 - 1.0		524	140	964	54	0	21	21
	MARGINAL		1951	1280	3531	105	0	30	30
3	1.0 - 2.0		406	310	716	0	0	0	0
	SMALL		406	310	716	0	0	0	0
4	2.0 - 3.0		86	101	187	0	0	0	0
5	3.0 - 4.0		30	15	45	0	0	0	0
	SEMI MEDIUM		116	116	232	0	0	0	0
6	4.0 - 5.0		4	16	20	0	0	0	0
7	5.0 - 7.5		47	0	47	0	0	0	0
8	7.5 - 10.0		0	0	0	0	0	0	0
	MEDIUM		51	16	67	0	0	0	0
9	10.0 - 20.0		0	0	0	0	0	0	0
10	20.0 & ABOVE		0	0	0	0	0	0	0
	LARGE		0	0	0	0	0	0	0
	ALL CLASSES		2524	1722	4546	105	0	30	30

Table 6B SC Contd....

Sl. No.	Size Class (Ha)	TUR (ARJIAR) (0202)				URAD (0203)			
		No. of Holdings	Irrigated Area	Unirrigated area	Total Area	No. of Holdings	Irrigated Area	Unirrigated area	Total Area
1	2	3	4	5	6	7	8	9	10
1	BELOW 0.5	247	0	2	2	170	0	9	9
2	0.5 - 1.0	31	0	0	0	23	0	2	2
	MARGINAL	278	0	2	2	193	0	11	11
3	1.0 - 2.0	25	0	7	7	15	0	4	4
	SMALL	25	0	7	7	15	0	4	4
4	2.0 - 3.0	0	0	0	0	30	29	4	33
5	3.0 - 4.0	0	0	0	0	0	0	0	0
	SEMI MEDIUM	0	0	0	0	30	29	4	33
6	4.0 - 5.0	0	0	0	0	0	0	0	0
7	5.0 - 7.5	0	0	0	0	0	0	0	0
8	7.5 - 10.0	0	0	0	0	0	0	0	0
	MEDIUM	0	0	0	0	0	0	0	0
9	10.0 - 20.0	0	0	0	0	0	0	0	0
10	20.0 & ABOVE	0	0	0	0	0	0	0	0
	LARGE	0	0	0	0	0	0	0	0
	ALL CLASSES	303	0	9	9	238	29	19	48

Table 6B SC Contd....

Sl. No.	Size Class (Ha)	HORSEGRAM (0206)				OTHER PULSES			
		No. of Holdings	Irrigated Area	Unirrigated area	Total Area	No. of Holdings	Irrigated Area	Unirrigated area	Total Area
1	2	3	4	5	6	7	8	9	10
1	BELOW 0.5	3476	5	36	41	-	0	24	24
2	0.5 - 1.0	123	0	1	1	-	0	15	15
	MARGINAL	3599	5	37	42	-	0	39	39
3	1.0 - 2.0	34	0	0	0	-	4	0	4
	SMALL	34	0	0	0	-	4	0	4
4	2.0 - 3.0	0	0	0	0	-	0	4	4
5	3.0 - 4.0	0	0	0	0	-	0	0	0
	SEMI MEDIUM	0	0	0	0	-	0	4	4
6	4.0 - 5.0	0	0	0	0	-	0	0	0
7	5.0 - 7.5	0	0	0	0	-	0	0	0
8	7.5 - 10.0	0	0	0	0	-	0	0	0
	MEDIUM	0	0	0	0	-	0	0	0
9	10.0 - 20.0	0	0	0	0	-	0	0	0
10	20.0 & ABOVE	0	0	0	0	-	0	0	0
	LARGE	0	0	0	0	-	0	0	0
	ALL CLASSES	3633	5	37	42	-	4	43	47

Table 6B SC Contd....

Sl. No.	Size Class (Ha)	TOTAL PULSES						TOTAL FOOD GRAINS			
		No. of Holdings	Irrigated Area	Unirrigated area	Total Area	No. of Holdings	Irrigated Area	Unirrigated area	Total Area		
1	2	3	4	5	6	7	8	9	10		
1	BELOW 0.5		5	80	85		1432	1220	2652		
2	0.5 - 1.0		0	39	39		524	479	1003		
	MARGINAL		5	119	124		1956	1699	3655		
3	1.0 - 2.0		4	11	15		410	321	731		
	SMALL		4	11	15		410	321	431		
4	2.0 - 3.0		29	8	37		115	109	224		
5	3.0 - 4.0		0	0	0		30	15	45		
	SEMI MEDIUM		29	8	37		145	124	269		
6	4.0 - 5.0		0	0	0		4	16	20		
7	5.0 - 7.5		0	0	0		47	0	47		
8	7.5 - 10.0		0	0	0		0	0	0		
	MEDIUM		0	0	0		51	16	67		
9	10.0 - 20.0		0	0	0		0	0	0		
10	20.0 & ABOVE		0	0	0		0	0	0		
	LARGE		0	0	0		0	0	0		
	ALL CLASSES		38	138	176		2562	2160	4722		

Table 6B SC Contd....

Sl. No.	Size Class (Ha)	SUGAR CANE OTHER SUGAR CROPS (0488)						Maize (0104)			
		No. of Holdings	Irrigated Area	Unirrigated area	Total Area	No. of Holdings	Irrigated Area	Unirrigated area	Total Area		
1	2	3	4	5	6	7	8	9	10		
1	BELOW 0.5	649	9	1	10		0	4	4		
2	0.5 - 1.0	72	40	0	40		0	0	0		
	MARGINAL	721	49	1	50		0	4	4		
3	1.0 - 2.0	90	55	0	55		0	0	0		
	SMALL	90	55	0	55		0	0	0		
4	2.0 - 3.0	15	13	0	13		0	0	0		
5	3.0 - 4.0	0	0	0	0		0	0	0		
	SEMI MEDIUM	15	13	0	13		0	0	0		
6	4.0 - 5.0	0	0	0	0		0	0	0		
7	5.0 - 7.5	0	0	0	0		0	0	0		
8	7.5 - 10.0	0	0	0	0		0	0	0		
	MEDIUM	0	0	0	0		0	0	0		
9	10.0 - 20.0	0	0	0	0		0	0	0		
10	20.0 & ABOVE	0	0	0	0		0	0	0		
	LARGE	0	0	0	0		0	0	0		
	ALL CLASSES	826	117	1	118		0	4	4		

Table 6B SC Contd....

Sl. No.	Size Class (Ha)	CHILLIES (0502)				GINGER (0503)			
		No. of Holdings	Irrigated Area	Unirrigated area	Total Area	No. of Holdings	Irrigated Area	Unirrigated area	Total Area
1	2	3	4	5	6	7	8	9	10
1	BELOW 0.5	6436	2	29	31	15412	7	153	160
2	0.5 - 1.0	53	0	1	1	948	2	37	39
	MARGINAL	6489	2	30	32	16360	9	190	199
3	1.0 - 2.0	19	0	0	0	310	0	26	26
	SMALL	19	0	0	0	310	0	26	26
4	2.0 - 3.0	0	0	0	0	25	0	2	2
5	3.0 - 4.0	0	0	0	0	10	0	2	2
	SEMI MEDIUM	0	0	0	0	35	0	4	4
6	4.0 - 5.0	0	0	0	0	0	0	0	0
7	5.0 - 7.5	0	0	0	0	0	0	0	0
8	7.5 - 10.0	0	0	0	0	0	0	0	0
	MEDIUM	0	0	0	0	0	0	0	0
9	10.0 - 20.0	0	0	0	0	0	0	0	0
10	20.0 & ABOVE	0	0	10	0	0	0	0	0
	LARGE	0	0	10	0	0	0	0	0
	ALL CLASSES	6508	2	30	32	16705	9	220	229

Table 6B SC Contd....

Sl. No.	Size Class (Ha)	TURMERIC (0504)				CARDAMON (0505)			
		No. of Holdings	Irrigated Area	Unirrigated area	Total Area	No. of Holdings	Irrigated Area	Unirrigated area	Total Area
1	2	3	4	5	6	7	8	9	10
1	BELOW 0.5	9888	1	61	62	4528	13	197	210
2	0.5 - 1.0	643	3	10	13	754	20	145	165
	MARGINAL	10531	4	71	75	5282	33	342	375
3	1.0 - 2.0	198	0	7	7	501	0	199	199
	SMALL	198	0	7	7	501	0	199	199
4	2.0 - 3.0	20	0	0	0	70	6	46	52
5	3.0 - 4.0	0	0	0	0	0	0	0	0
	SEMI MEDIUM	20	0	0	0	70	6	46	52
6	4.0 - 5.0	0	0	0	0	0	0	0	0
7	5.0 - 7.5	0	0	0	0	5	0	5	5
8	7.5 - 10.0	0	0	0	0	0	0	0	0
	MEDIUM	0	0	0	0	5	0	5	5
9	10.0 - 20.0	0	0	0	0	0	0	0	0
10	20.0 & ABOVE	0	0	0	0	0	0	0	0
	LARGE	0	0	0	0	0	0	0	0
	ALL CLASSES	10749	4	78	82	5858	39	592	631

Table 6B SC Contd....

Sl. No.	Size Class (Ha)	BETEL NUTS (ARECANUTS) (0507)				GARLIC			
		No. of Holdings	Irrigated Area	Unirrigated area	Total Area	No. of Holdings	Irrigated Area	Unirrigated area	Total Area
1	2	3	4	5	6	7	8	9	10
1	BELOW 0.5	119451	199	958	1157	215	0	1	1
2	0.5 - 1.0	3670	60	128	188	0	0	0	0
	MARGINAL	123121	259	1086	1345	215	0	1	1
3	1.0 - 2.0	1236	33	59	92	0	0	0	0
	SMALL	1236	33	59	92	0	0	0	0
4	2.0 - 3.0	158	12	5	17	0	0	0	0
5	3.0 - 4.0	33	0	4	4	0	0	0	0
	SEMI MEDIUM	191	12	9	21	0	0	0	0
6	4.0 - 5.0	10	0	8	8	0	0	0	0
7	5.0 - 7.5	0	0	0	0	0	0	0	0
8	7.5 - 10.0	0	0	0	0	0	0	0	0
	MEDIUM	10	0	8	8	0	0	0	0
9	10.0 - 20.0	0	0	0	0	0	0	0	0
10	20.0 & ABOVE	0	0	0	0	0	0	0	0
	LARGE	0	0	0	0	0	0	0	0
	ALL CLASSES	124558	304	1162	1466	215	0	1	1

Table 6B SC Contd....

Sl. No.	Size Class (Ha)	CORIANDER (0508)				TAMARIND (0509)				Total Area
		No. of Holdings	Irrigated Area	Unirrigated area	Total Area	No. of Holdings	Irrigated Area	Unirrigated area	Total Area	
1	2	3	4	5	6	7	8	9	10	
1	BELOW 0.5	312	0	0	0	81465	15	482	497	
2	0.5 - 1.0	0	0	0	0	1730	4	11	15	
	MARGINAL	312	0	0	0	83195	19	493	512	
3	1.0 - 2.0	0	0	0	0	379	0	6	6	
	SMALL	0	0	0	0	379	0	6	6	
4	2.0 - 3.0	0	0	0	0	77	0	0	0	
5	3.0 - 4.0	0	0	0	0	37	0	13	13	
	SEMI MEDIUM	0	0	0	0	114	0	13	13	
6	4.0 - 5.0	0	0	0	0	5	0	0	0	
7	5.0 - 7.5	0	0	0	0	5	0	0	0	
8	7.5 - 10.0	0	0	0	0	0	0	0	0	
	MEDIUM	0	0	0	0	10	0	0	0	
9	10.0 - 20.0	0	0	0	0	0	0	0	0	
10	20.0 & ABOVE	0	0	0	0	0	0	0	0	
	LARGE	0	0	0	0	0	0	0	0	
	ALL CLASSES	312	0	0	0	83698	19	512	531	

Table 6B SC Contd....

Sl. No.	Size Class (Ha)	CUMIN (0510)				OTHER SPICES AND CONDIMEN (0588)			
		No. of Holdings	Irrigated Area	Unirrigated area	Total Area	No. of Holdings	Irrigated Area	Unirrigated area	Total Area
1	2	3	4	5	6	7	8	9	10
1	BELOW 0.5	36	0	0	0		36	3	39
2	0.5 - 1.0	0	0	0	0		3	0	3
	MARGINAL	36	0	0	0		39	3	42
3	1.0 - 2.0	0	0	0	0		0	0	0
	SMALL	0	0	0	0		0	0	0
4	2.0 - 3.0	0	0	0	0		0	0	0
5	3.0 - 4.0	0	0	0	0		0	0	0
	SEMI MEDIUM	0	0	0	0		0	0	0
6	4.0 - 5.0	0	0	0	0		0	0	0
7	5.0 - 7.5	0	0	0	0		0	0	0
8	7.5 - 10.0	0	0	0	0		0	0	0
	MEDIUM	0	0	0	0		0	0	0
9	10.0 - 20.0	0	0	0	0		0	0	0
10	20.0 & ABOVE	0	0	0	0		0	0	0
	LARGE	0	0	0	0		0	0	0
	ALL CLASSES	36	0	0	0		39	3	42

Table 6B SC Contd....

Sl. No.	Size Class (Ha)	TOTAL SPICES AND CONDIMENT (0599)				MANGOES (0601)			
		No. of Holdings	Irrigated Area	Unirrigated area	Total Area	No. of Holdings	Irrigated Area	Unirrigated area	Total Area
1	2	3	4	5	6	7	8	9	10
1	BELOW 0.5		321	5463	5784	250171	50	1581	1631
2	0.5 - 1.0		101	1401	1502	5578	3	73	76
	MARGINAL		422	6864	7286	255749	53	1654	1707
3	1.0 - 2.0		42	929	971	1746	0	36	36
	SMALL		42	929	971	1746	0	36	36
4	2.0 - 3.0		18	277	295	208	0	3	3
5	3.0 - 4.0		0	48	48	36	0	0	0
	SEMI MEDIUM		10	325	343	244	0	3	3
6	4.0 - 5.0		0	11	11	15	0	0	0
7	5.0 - 7.5		0	32	32	10	0	1	1
8	7.5 - 10.0		0	0	0	0	0	0	0
	MEDIUM		0	43	43	25	0	1	1
9	10.0 - 20.0		0	0	0	0	0	0	0
10	20.0 & ABOVE		0	0	0	0	0	0	0
	LARGE		0	0	0	0	0	0	0
	ALL CLASSES		482	8161	8643	257764	53	1694	1747

Table 6B SC Contd....

Sl. No.	Size Class (Ha)	Paddy (0101)				Maize (0104)			
		No. of Holdings	Irrigated Area	Unirrigated area	Total Area	No. of Holdings	Irrigated Area	Unirrigated area	Total Area
1	2	3	4	5	6	7	8	9	10
1	BELOW 0.5	11646	1421	1105	2526	40	0	13	13
2	0.5 - 1.0	1735	519	417	936	0	0	0	0
	MARGINAL	13381	1940	1522	3462	40	0	13	13
3	1.0 - 2.0	753	384	303	687	0	0	0	0
	SMALL	753	384	303	687	0	0	0	0
4	2.0 - 3.0	123	80	101	181	0	0	0	0
5	3.0 - 4.0	40	30	15	45	0	0	0	0
	SEMI MEDIUM	163	110	116	226	0	0	0	0
6	4.0 - 5.0	5	4	16	20	0	0	0	0
7	5.0 - 7.5	5	47	0	47	0	0	0	0
8	7.5 - 10.0	0	0	0	0	0	0	0	0
	MEDIUM	10	51	16	67	0	0	0	0
9	10.0 - 20.0	0	0	0	0	0	0	0	0
10	20.0 & ABOVE	0	0	0	0	0	0	0	0
	LARGE	0	0	0	0	0	0	0	0
	ALL CLASSES	14307	2485	1957	4442	40	0	13	13

Table 6B SC Contd....

Sl. No.	Size Class (Ha)	GRAPES (0604)				POME FRUITS (0605)			
		No. of Holdings	Irrigated Area	Unirrigated area	Total Area	No. of Holdings	Irrigated Area	Unirrigated area	Total Area
1	2	3	4	5	6	7	8	9	10
1	BELOW 0.5	6968	2	57	59	359	0	1	1
2	0.5 - 1.0	354	0	9	9	0	0	0	0
	MARGINAL	7322	2	66	68	359	0	1	1
3	1.0 - 2.0	155	0	5	5	0	0	0	0
	SMALL	155	0	5	5	0	0	0	0
4	2.0 - 3.0	40	0	2	2	0	0	0	0
5	3.0 - 4.0	0	0	0	0	0	0	0	0
	SEMI MEDIUM	40	0	2	2	0	0	0	0
6	4.0 - 5.0	0	0	0	0	0	0	0	0
7	5.0 - 7.5	0	0	0	0	0	0	0	0
8	7.5 - 10.0	0	0	0	0	0	0	0	0
	MEDIUM	0	0	0	0	0	0	0	0
9	10.0 - 20.0	0	0	0	0	0	0	0	0
10	20.0 & ABOVE	0	0	0	0	0	0	0	0
	LARGE	0	0	0	0	0	0	0	0
	ALL CLASSES	7517	2	73	75	359	0	1	1

Table 6B SC Contd....

Sl. No.	Size Class (Ha)	PAPAYA (0606)				GUAVA (0607)			
		No. of Holdings	Irrigated Area	Unirrigated area	Total Area	No. of Holdings	Irrigated Area	Unirrigated area	Total Area
1	2	3	4	5	6	7	8	9	10
1	BELOW 0.5	93787	15	496	511	44231	5	203	208
2	0.5 - 1.0	2257	3	6	9	1259	0	5	5
	MARGINAL	96044	18	502	520	45490	5	208	213
3	1.0 - 2.0	818	4	2	6	278	0	3	3
	SMALL	818	4	2	6	278	0	3	3
4	2.0 - 3.0	73	0	0	0	75	0	0	0
5	3.0 - 4.0	13	0	0	0	0	0	0	0
	SEMI MEDIUM	86	0	0	0	75	0	0	0
6	4.0 - 5.0	0	0	0	0	0	0	0	0
7	5.0 - 7.5	0	0	0	0	5	0	0	0
8	7.5 - 10.0	0	0	0	0	0	0	0	0
	MEDIUM	0	0	0	0	5	0	0	0
9	10.0 - 20.0	0	0	0	0	0	0	0	0
10	20.0 & ABOVE	0	0	0	0	0	0	0	0
	LARGE	0	0	0	0	0	0	0	0
	ALL CLASSES	96948	22	504	526	45848	5	211	216

Table 6B SC Contd....

Sl. No.	Size Class (Ha)	CASHEW (0609)				PLUM (0613)			
		No. of Holdings	Irrigated Area	Unirrigated area	Total Area	No. of Holdings	Irrigated Area	Unirrigated area	Total Area
1	2	3	4	5	6	7	8	9	10
1	BELOW 0.5	87671	11	1898	1909	127	0	0	0
2	0.5 - 1.0	3145	4	574	578	0	0	0	0
	MARGINAL	90816	15	2472	2487	127	0	0	0
3	1.0 - 2.0	1046	0	325	325	0	0	0	0
	SMALL	1046	0	325	325	0	0	0	0
4	2.0 - 3.0	95	0	68	68	0	0	0	0
5	3.0 - 4.0	10	0	14	14	0	0	0	0
	SEMI MEDIUM	105	0	82	82	0	0	0	0
6	4.0 - 5.0	10	0	16	16	0	0	0	0
7	5.0 - 7.5	0	0	0	0	0	0	0	0
8	7.5 - 10.0	0	0	0	0	0	0	0	0
	MEDIUM	10	0	16	16	0	0	0	0
9	10.0 - 20.0	0	0	0	0	0	0	0	0
10	20.0 & ABOVE	0	0	0	0	0	0	0	0
	LARGE	0	0	0	0	0	0	0	0
	ALL CLASSES	91977	15	2895	2910	127	0	0	0

Table 6B SC Contd....

Sl. No.	Size Class (Ha)	JACK FRUIT (0614)				PINEAPPLE (0616)			
		No. of Holdings	Irrigated Area	Unirrigated area	Total Area	No. of Holdings	Irrigated Area	Unirrigated area	Total Area
1	2	3	4	5	6	7	8	9	10
1	BELOW 0.5	245926	49	1680	1729	8698	0	71	71
2	0.5 - 1.0	5237	2	87	89	341	0	5	5
	MARGINAL	251163	51	1767	1818	9039	0	76	76
3	1.0 - 2.0	1515	0	38	38	99	0	0	0
	SMALL	1515	0	38	38	99	0	0	0
4	2.0 - 3.0	189	0	3	3	0	0	0	0
5	3.0 - 4.0	31	0	0	0	0	0	0	0
	SEMI MEDIUM	220	0	3	3	0	0	0	0
6	4.0 - 5.0	15	0	1	1	0	0	0	0
7	5.0 - 7.5	10	0	0	0	0	0	0	0
8	7.5 - 10.0	0	0	0	0	0	0	0	0
	MEDIUM	25	0	1	1	0	0	0	0
9	10.0 - 20.0	0	0	0	0	0	0	0	0
10	20.0 & ABOVE	0	0	0	0	0	0	0	0
	LARGE	0	0	0	0	0	0	0	0
	ALL CLASSES	252923	51	1809	1860	9138	0	76	76

Table 6B SC Contd....

Sl. No.	Size Class (Ha)	LEMON (0617)				ORANGE (0618)			
		No. of Holdings	Irrigated Area	Unirrigated area	Total Area	No. of Holdings	Irrigated Area	Unirrigated area	Total Area
1	2	3	4	5	6	7	8	9	10
1	BELOW 0.5	3196	0	12	12	566	0	6	6
2	0.5 - 1.0	0	0	0	0	34	0	0	0
	MARGINAL	3196	0	12	12	600	0	6	6
3	1.0 - 2.0	7	0	0	0	0	0	0	0
	SMALL	7	0	0	0	0	0	0	0
4	2.0 - 3.0	0	0	0	0	0	0	0	0
5	3.0 - 4.0	3	0	0	0	0	0	0	0
	SEMI MEDIUM	3	0	0	0	0	0	0	0
6	4.0 - 5.0	0	0	0	0	0	0	0	0
7	5.0 - 7.5	0	0	0	0	0	0	0	0
8	7.5 - 10.0	0	0	0	0	0	0	0	0
	MEDIUM	0	0	0	0	0	0	0	0
9	10.0 - 20.0	0	0	0	0	0	0	0	0
10	20.0 & ABOVE	0	0	0	0	0	0	0	0
	LARGE	0	0	0	0	0	0	0	0
	ALL CLASSES	3206	0	12	12	600	0	6	6

Table 6B SC Contd....

Sl. No.	Size Class (Ha)	CHIKU (0619)				OTHER FRUITS			
		No. of Holdings	Irrigated Area	Unirrigated area	Total Area	No. of Holdings	Irrigated Area	Unirrigated area	Total Area
1	2	3	4	5	6	7	8	9	10
1	BELOW 0.5	672	1	4	5		12	232	244
2	0.5 - 1.0	0	0	0	0		0	13	13
	MARGINAL	672	1	4	5		12	245	257
3	1.0 - 2.0	0	0	0	0		0	1	1
	SMALL	0	0	0	0		0	1	1
4	2.0 - 3.0	0	0	0	0		0	0	0
5	3.0 - 4.0	0	0	0	0		0	0	0
	SEMI MEDIUM	0	0	0	0		0	0	0
6	4.0 - 5.0	0	0	0	0		0	0	0
7	5.0 - 7.5	0	0	0	0		0	0	0
8	7.5 - 10.0	0	0	0	0		0	0	0
	MEDIUM	0	0	0	0		0	0	0
9	10.0 - 20.0	0	0	0	0		0	0	0
10	20.0 & ABOVE	0	0	0	0		0	0	0
	LARGE	0	0	0	0		0	0	0
	ALL CLASSES	672	1	4	5		12	246	258

Table 6B SC Contd....

Sl. No.	Size Class (Ha)	TOPIOCA (0702)				TOTAL FRUITS			
		No. of Holdings	Irrigated Area	Unirrigated area	Total Area	No. of Holdings	Irrigated Area	Unirrigated area	Total Area
1	2	3	4	5	6	7	8	9	10
1	BELOW 0.5		666	10100	10766	84940	70	1903	1973
2	0.5 - 1.0		67	984	1051	1888	9	152	161
	MARGINAL		733	11084	11817	86828	79	2055	2134
3	1.0 - 2.0		31	521	552	640	1	61	62
	SMALL		31	521	552	640	1	61	62
4	2.0 - 3.0		3	97	100	59	1	3	4
5	3.0 - 4.0		1	19	20	24	0	6	6
	SEMI MEDIUM		4	116	120	83	1	9	10
6	4.0 - 5.0		0	19	19	10	0	1	1
7	5.0 - 7.5		0	1	1	0	0	0	0
8	7.5 - 10.0		0	0	0	0	0	0	0
	MEDIUM		0	20	20	10	0	1	1
9	10.0 - 20.0		0	0	0	0	0	0	0
10	20.0 & ABOVE		0	0	0	0	0	0	0
	LARGE		0	0	0	0	0	0	0
	ALL CLASSES		768	11741	12509	87561	81	2126	2207

Table 6B-SC Contd....

Sl. No.	Size Class (Ha)	SWEET POTATO (0703)				ONION (0704)			
		No. of Holdings	Irrigated Area	Unirrigated area	Total Area	No. of Holdings	Irrigated Area	Unirrigated area	Total Area
1	2	3	4	5	6	7	8	9	10
1	BELOW 0.5	1256	0	15	15	141	0	0	0
2	0.5 - 1.0	96	3	3	6	0	0	0	0
	MARGINAL	1352	3	18	21	141	0	0	0
3	1.0 - 2.0	14	0	1	1	0	0	0	0
	SMALL	14	0	1	1	0	0	0	0
4	2.0 - 3.0	3	0	0	0	0	0	0	0
5	3.0 - 4.0	0	0	0	0	0	0	0	0
	SEMI MEDIUM	3	0	0	0	0	0	0	0
6	4.0 - 5.0	0	0	0	0	0	0	0	0
7	5.0 - 7.5	0	0	0	0	0	0	0	0
8	7.5 - 10.0	0	0	0	0	0	0	0	0
	MEDIUM	0	0	0	0	0	0	0	0
9	10.0 - 20.0	0	0	0	0	0	0	0	0
10	20.0 & ABOVE	0	0	0	0	0	0	0	0
	LARGE	0	0	0	0	0	0	0	0
	ALL CLASSES	1369	3	19	22	141	0	0	0

Table 6B SC Contd....

Sl. No.	Size Class (Ha)	CARROT (0705)				TOMATO (0706)			
		No. of Holdings	Irrigated Area	Unirrigated area	Total Area	No. of Holdings	Irrigated Area	Unirrigated area	Total Area
1	2	3	4	5	6	7	8	9	10
1	BELOW 0.5	19	0	1	1	172	0	8	8
2	0.5 - 1.0	0	0	0	0	0	0	0	0
	MARGINAL	19		1	1	172	0	8	8
3	1.0 - 2.0	0	0	0	0	0	0	0	0
	SMALL	0	0	0	0	0	0	0	0
4	2.0 - 3.0	0	0	0	0	0	0	0	0
5	3.0 - 4.0	0	0	0	0	0	0	0	0
	SEMI MEDIUM	0	0	0	0	0	0	0	0
6	4.0 - 5.0	0	0	0	0	0	0	0	0
7	5.0 - 7.5	0	0	0	0	0	0	0	0
8	7.5 - 10.0	0	0	0	0	0	0	0	0
	MEDIUM	0	0	0	0	0	0	0	0
9	10.0 - 20.0	0	0	0	0	0	0	0	0
10	20.0 & ABOVE	0	0	0	0	0	0	0	0
	LARGE	0	0	0	0	0	0	0	0
	ALL CLASSES	19	0	1	1	172	0	8	8

Table 6B SC Contd....

Sl. No.	Size Class (Ha)	SPINACH (0707)				BRINJAL (0708)			
		No. of Holdings	Irrigated Area	Unirrigated area	Total Area	No. of Holdings	Irrigated Area	Unirrigated area	Total Area
1	2	3	4	5	6	7	8	9	10
1	BELOW 0.5	52	0	1	1	3708	4	18	22
2	0.5 - 1.0	0	0	0	0	141	0	0	0
	MARGINAL	52	0	1	1	3849	4	18	22
3	1.0 - 2.0	0	0	0	0	20	0	0	0
	SMALL	0	0	0	0	20	0	0	0
4	2.0 - 3.0	0	0	0	0	0	0	0	0
5	3.0 - 4.0	0	0	0	0	0	0	0	0
	SEMI MEDIUM	0	0	0	0	0	0	0	0
6	4.0 - 5.0	0	0	0	0	0	0	0	0
7	5.0 - 7.5	0	0	0	0	0	0	0	0
8	7.5 - 10.0	0	0	0	0	0	0	0	0
	MEDIUM	0	0	0	0	0	0	0	0
9	10.0 - 20.0	0	0	0	0	0	0	0	0
10	20.0 & ABOVE	0	0	0	0	0	0	0	0
	LARGE	0	0	0	0	0	0	0	0
	ALL CLASSES	52	0	1	1	3869	4	18	22

Table 6B SC Contd....

Sl. No.	Size Class (Ha)	PEAS (0709)				LADY'S FINGER (0710)			
		No. of Holdings	Irrigated Area	Unirrigated area	Total Area	No. of Holdings	Irrigated Area	Unirrigated area	Total Area
1	2	3	4	5	6	7	8	9	10
1	BELOW 0.5	802	0	4	4	32	0	0	0
2	0.5 - 1.0	0	0	0	0	0	0	0	0
	MARGINAL	802	0	4	4	32	0	0	0
3	1.0 - 2.0	10	0	1	1	0	0	0	0
	SMALL	10	0	1	1	0	0	0	0
4	2.0 - 3.0	0	0	0	0	0	0	0	0
5	3.0 - 4.0	0	0	0	0	0	0	0	0
	SEMI MEDIUM	0	0	0	0	0	0	0	0
6	4.0 - 5.0	0	0	0	0	0	0	0	0
7	5.0 - 7.5	0	0	0	0	0	0	0	0
8	7.5 - 10.0	0	0	0	0	0	0	0	0
	MEDIUM	0	0	0	0	0	0	0	0
9	10.0 - 20.0	0	0	0	0	0	0	0	0
10	20.0 & ABOVE	0	0	0	0	0	0	0	0
	LARGE	0	0	0	0	0	0	0	0
	ALL CLASSES	812	0	5	5	32	0	0	0

Table 6B SC Contd....

Sl. No.	Size Class (Ha)	CABBAGE (0711)				CAULIFLOWER (0712)			
		No. of Holdings	Irrigated Area	Unirrigated area	Total Area	No. of Holdings	Irrigated Area	Unirrigated area	Total Area
1	2	3	4	5	6	7	8	9	10
1	BELOW 0.5	90	0	0	0	64	2	1	3
2	0.5 - 1.0	0	0	0	0	29	0	0	0
	MARGINAL	90	0	0	0	93	2	1	3
3	1.0 - 2.0	0	0	0	0	0	0	0	0
	SMALL	0	0	0	0	0	0	0	0
4	2.0 - 3.0	0	0	0	0	0	0	0	0
5	3.0 - 4.0	0	0	0	0	0	0	0	0
	SEMI MEDIUM	0	0	0	0	0	0	0	0
6	4.0 - 5.0	0	0	0	0	0	0	0	0
7	5.0 - 7.5	0	0	0	0	0	0	0	0
8	7.5 - 10.0	0	0	0	0	0	0	0	0
	MEDIUM	0	0	0	0	0	0	0	0
9	10.0 - 20.0	0	0	0	0	0	0	0	0
10	20.0 & ABOVE	0	0	0	0	0	0	0	0
	LARGE	0	0	0	0	0	0	0	0
	ALL CLASSES	90	0	0	0	93	2	1	3

Table 6B SC Contd....

Sl. No.	Size Class (Ha)	CUCUMBER (0714)				GOURDS (0715)			
		No. of Holdings	Irrigated Area	Unirrigated area	Total Area	No. of Holdings	Irrigated Area	Unirrigated area	Total Area
1	2	3	4	5	6	7	8	9	10
1	BELOW 0.5	138	0	1	1	159	0	1	1
2	0.5 - 1.0	0	0	0	0	0	0	0	0
	MARGINAL	138	0	1	1	159	0	1	1
3	1.0 - 2.0	0	0	0	0	0	0	0	0
	SMALL	0	0	0	0	0	0	0	0
4	2.0 - 3.0	0	0	0	0	0	0	0	0
5	3.0 - 4.0	0	0	0	0	0	0	0	0
	SEMI MEDIUM	0	0	0	0	0	0	0	0
6	4.0 - 5.0	0	0	0	0	0	0	0	0
7	5.0 - 7.5	0	0	0	0	0	0	0	0
8	7.5 - 10.0	0	0	0	0	0	0	0	0
	MEDIUM	0	0	0	0	0	0	0	0
9	10.0 - 20.0	0	0	0	0	0	0	0	0
10	20.0 & ABOVE	0	0	0	0	0	0	0	0
	LARGE	0	0	0	0	0	0	0	0
	ALL CLASSES	138	0	1	1	159	0	1	1

Table 6B SC Contd....

Sl. No.	Size Class (Ha)	VENCII (GUAR) (0716)				OTHER VEGETABLES			
		No. of Holdings	Irrigated Area	Unirrigated area	Total Area	No. of Holdings	Irrigated Area	Unirrigated area	Total Area
1	2	3	4	5	6	7	8	9	10
1	BELOW 0.5	55	0	0	0		161	919	1080
2	0.5 - 1.0	0	0	0	0		57	81	138
	MARGINAL	55	0	0	0		218	1000	1218
3	1.0 - 2.0	0	0	0	0		32	23	55
	SMALL	0	0	0	0		32	23	55
4	2.0 - 3.0	0	0	0	0		4	4	8
5	3.0 - 4.0	0	0	0	0		0	0	0
	SEMI MEDIUM	0	0	0	0		4	4	8
6	4.0 - 5.0	0	0	0	0		0	0	0
7	5.0 - 7.5	0	0	0	0		0	0	0
8	7.5 - 10.0	0	0	0	0		0	0	0
	MEDIUM	0	0	0	0		0	0	0
9	10.0 - 20.0	0	0	0	0		0	0	0
10	20.0 & ABOVE	0	0	0	0		0	0	0
	LARGE	0	0	0	0		0	0	0
	ALL CLASSES	55	0	0	0		254	1027	1281

Table 6B SC Contd....

Sl. No.	Size Class (Ha)	TOTAL VEGETABLES				OTHER FOOD CROPS			
		No. of Holdings	Irrigated Area	Unirrigated area	Total Area	No. of Holdings	Irrigated Area	Unirrigated area	Total Area
1	2	3	4	5	6	7	8	9	10
1	BELOW 0.5		237	2872	3109		12	339	351
2	0.5 - 1.0		69	236	305		0	17	17
	MARGINAL		306	3108	3414		12	356	368
3	1.0 - 2.0		33	86	119		0	9	9
	SMALL		33	86	119		0	9	9
4	2.0 - 3.0		5	7	12		0	0	0
5	3.0 - 4.0		0	6	6		0	0	0
	SEMI MEDIUM		5	13	18		0	0	0
6	4.0 - 5.0		0	1	1		0	0	0
7	5.0 - 7.5		0	0	0		0	0	0
8	7.5 - 10.0		0	0	0		0	0	0
	MEDIUM		0	1	1		0	0	0
9	10.0 - 20.0		0	0	0		0	0	0
10	20.0 & ABOVE		0	0	0		0	0	0
	LARGE		0	0	0		0	0	0
	ALL CLASSES		344	3208	3552		12	365	377

Table 5B SC Contd....

Sl. No.	Size Class (Ha)	TOTAL FOOD CROPS				TOTAL FOOD CROPS			
		No. of Holdings	Irrigated Area	Unirrigated area	Total Area	No. of Holdings	Irrigated Area	Unirrigated area	Total Area
1	2	3	4	5	6	7	8	9	10
1	BELOW 0.5		12	339	351		2677	19999	22676
2	0.5 - 1.0		0	17	17		801	3117	3918
	MARGINAL		12	356	368		3478	23116	26594
3	1.0 - 2.0		0	9	9		571	1866	2437
	SMALL		0	9	9		571	1866	2437
4	2.0 - 3.0		0	0	0		154	490	644
5	3.0 - 4.0		0	0	0		31	88	119
	SEMI MEDIUM		0	0	0		185	578	763
6	4.0 - 5.0		0	0	0		4	47	51
7	5.0 - 7.5		0	0	0		47	33	80
8	7.5 - 10.0		0	0	0		0	0	0
	MEDIUM		0	0	0		51	80	131
9	10.0 - 20.0		0	0	0		0	0	0
10	20.0 & ABOVE		0	0	0		0	0	0
	LARGE		0	0	0		0	0	0
	ALL CLASSES		12	365	377		4285	25640	29925

Table 6B SC Contd....

Sl. No.	Size Class (Ha)	GROUNDNUT (1001)				CASTOR SEED (1002)			
		No. of Holdings	Irrigated Area	Unirrigated area	Total Area	No. of Holdings	Irrigated Area	Unirrigated area	Total Area
1	2	3	4	5	6	7	8	9	10
1	BELOW 0.5	378	7	40	47	70	0	0	0
2	0.5 - 1.0	110	0	68	68	0	0	0	0
	MARGINAL	488	7	108	115	70	0	0	0
3	1.0 - 2.0	20	0	25	25	0	0	0	0
	SMALL	20	0	25	25	0	0	0	0
4	2.0 - 3.0	10	0	23	23	0	0	0	0
5	3.0 - 4.0	0	0	0	0	0	0	0	0
	SEMI MEDIUM	10	0	23	23	0	0	0	0
6	4.0 - 5.0	0	0	0	0	0	0	0	0
7	5.0 - 7.5	0	0	0	0	0	0	0	0
8	7.5 - 10.0	0	0	0	0	0	0	0	0
	MEDIUM	0	0	0	0	0	0	0	0
9	10.0 - 20.0	0	0	0	0	0	0	0	0
10	20.0 & ABOVE	0	0	0	0	0	0	0	0
	LARGE	0	0	0	0	0	0	0	0
	ALL CLASSES	518	7	156	163	70	0	0	0

Table 6B SC Contd....

Sl. No.	Size Class (Ha)	TOTAL OIL SEEDS (1101)				COTTON			
		No. of Holdings	Irrigated Area	Unirrigated area	Total Area	No. of Holdings	Irrigated Area	Unirrigated area	Total Area
1	2	3	4	5	6	7	8	9	10
1	BELOW 0.5		1704	15643	17347	379	0	20	20
2	0.5 - 1.0		331	1710	2041	92	0	24	24
	MARGINAL		2035	17353	19388	471	0	44	44
3	1.0 - 2.0		125	764	889	18	0	11	11
	SMALL		125	764	889	18	0	11	11
4	2.0 - 3.0		33	260	293	10	0	23	23
5	3.0 - 4.0		24	37	61	0	0	0	0
	SEMI MEDIUM		57	297	354	10	0	23	23
6	4.0 - 5.0		0	60	60	0	0	0	0
7	5.0 - 7.5		0	84	84	84	0	0	0
8	7.5 - 10.0		0	42	42	0	0	0	0
	MEDIUM		0	186	186	0	0	0	0
9	10.0 - 20.0		0	0	0	0	0	0	0
10	20.0 & ABOVE		0	0	0	0	0	0	0
	LARGE		0	0	0	0	0	0	0
	ALL CLASSES		2217	18600	20817	499	0	78	78

Table 6B SC Contd....

Sl. No.	Size Class (Ha)	OTHER FIBRES				TOTAL FIBRES			
		No. of Holdings	Irrigated Area	Unirrigated area	Total Area	No. of Holdings	Irrigated Area	Unirrigated area	Total Area
1	2	3	4	5	6	7	8	9	10
1	BELOW 0.5		0	0	0		0	20	20
2	0.5 - 1.0		0	0	0		0	24	24
	MARGINAL		0	0	0		0	44	44
3	1.0 - 2.0		0	0	0		0	11	11
	SMALL		0	0	0		0	11	11
4	2.0 - 3.0		0	0	0		0	11	11
5	3.0 - 4.0		0	0	0		0	23	23
	SEMI MEDIUM		0	0	0		0	0	0
6	4.0 - 5.0		0	0	0		0	23	23
7	5.0 - 7.5		0	0	0		0	0	0
8	7.5 - 10.0		0	0	0		0	0	0
	MEDIUM		0	0	0		0	0	0
9	10.0 - 20.0		0	0	0		0	0	0
10	20.0 & ABOVE		0	0	0		0	0	0
	LARGE		0	0	0		0	0	0
	ALL CLASSES		0	0	0		0	78	78

Table 6B SC Contd....

Sl. No.	Size Class (Ha)	OTHER DYES				TOTAL DYES			
		No. of Holdings	Irrigated Area	Unirrigated area	Total Area	No. of Holdings	Irrigated Area	Unirrigated area	Total Area
1	2	3	4	5	6	7	8	9	10
1	BELOW 0.5		0	0	0		0	0	0
2	0.5 - 1.0		0	0	0		0	0	0
	MARGINAL		0	0	0		0	0	0
3	1.0 - 2.0		0	0	0		0	0	0
	SMALL		0	0	0		0	0	0
4	2.0 - 3.0		0	0	0		0	0	0
5	3.0 - 4.0		0	1	1		0	1	1
	SEMI MEDIUM		0	1	1		0	1	1
6	4.0 - 5.0		0	0	0		0	0	0
7	5.0 - 7.5		0	0	0		0	0	0
8	7.5 - 10.0		0	0	0		0	0	0
	MEDIUM		0	0	0		0	0	0
9	10.0 - 20.0		0	0	0		0	0	0
10	20.0 & ABOVE		0	0	0		0	0	0
	LARGE		0	0	0		0	0	0
	ALL CLASSES		0	1	1		0	1	1

Table 6B SC Contd....

SR. NO	Size Class (Ha)	TEA (1303)			COFFEE (1304)				
		No. of Holdings	Irrigated Area	Unirrigated area	Total Area	No. of Holdings	Irrigated Area	Unirrigated area	Total Area
1	2	3	4	5	6	7	8	9	10
1	BELOW 0.5	1106	0	68	68	28611	0	852	852
2	0.5 - 1.0	185	0	52	52	1609	0	317	317
	MARGINAL	1291	0	120	120	30220	0	1169	1169
3	1.0 - 2.0	115	0	44	44	695	0	241	241
	SMALL	115	0	44	44	695	0	241	241
4	2.0 - 3.0	12	0	7	7	138	0	81	81
5	3.0 - 4.0	0	0	0	0	20	0	21	21
	SEMI MEDIUM	12	0	7	7	158	0	102	102
6	4.0 - 5.0	0	0	0	0	0	0	0	0
7	5.0 - 7.5	5	0	4	4	5	0	12	12
8	7.5 - 10.0	0	0	0	0	0	0	0	0
	MEDIUM	5	0	4	4	5	0	12	12
9	10.0 - 20.0	0	0	0	0	0	0	0	0
10	20.0 & ABOVE	0	0	0	0	0	0	0	0
	LARGE	0	0	0	0	0	0	0	0
	ALL CLASSES	1423	0	175	175	31078	0	1524	1524

Table 6B SC Contd....

Sl. No.	Size Class (Ha)	TOTAL DRUGS AND NARCOTICS (1399)				GUAR (1401)			
		No. of Holdings	Irrigated Area	Unirrigated area	Total Area	No. of Holdings	Irrigated Area	Unirrigated area	Total Area
1	2	3	4	5	6	7	8	9	10
1	BELOW 0.5		7	3431	3438	50	0	0	0
2	0.5 - 1.0		6	1152	1158	33	0	1	1
	MARGINAL		13	4583	4596	83	0	1	1
3	1.0 - 2.0		0	686	686	0	0	0	0
	SMALL		0	686	686	0	0	0	0
4	2.0 - 3.0		0	218	218	0	0	0	0
5	3.0 - 4.0		0	80	80	0	0	0	0
	SEMIMEDIUM		0	298	298	0	0	0	0
6	4.0 - 5.0		0	3	3	0	0	0	0
7	5.0 - 7.5		0	47	47	0	0	0	0
8	7.5 - 10.0		0	0	0	0	0	0	0
	MEDIUM		0	50	50	0	0	0	0
9	10.0 - 20.0		0	0	0	0	0	0	0
10	20.0 & ABOVE		0	0	0	0	0	0	0
	LARGE		0	0	0	0	0	0	0
	ALL CLASSES		13	5617	5630	83	0	1	1

Table 6B SC Contd....

Sl. No.	Size Class (Ha)	OATS (1402)				GREEN MANURES (1403)			
		No. of Holdings	Irrigated Area	Unirrigated area	Total Area	No. of Holdings	Irrigated Area	Unirrigated area	Total Area
1	2	3	4	5	6	7	8	9	10
1	BELOW 0.5	36	0	0	0	6976	0	77	77
2	0.5 - 1.0	0	0	0	0	214	0	2	2
2	MARGINAL	36	0	0	0	7190	0	79	79
3	1.0 - 2.0	0	0	0	0	43	0	0	0
	SMALL	0	0	0	0	43	0	0	0
4	2.0 - 3.0	0	0	0	0	5	0	1	1
5	3.0 - 4.0	0	0	0	0	0	0	0	0
	SEMI MEDIUM	0	0	0	0	5	0	1	1
6	4.0 - 5.0	0	0	0	0	0	0	0	0
7	5.0 - 7.5	0	0	0	0	0	0	0	0
8	7.5 - 10.0	0	0	0	0	0	0	0	0
	MEDIUM	0	0	0	0	0	0	0	0
9	10.0 - 20.0	0	0	0	0	0	0	0	0
10	20.0 & ABOVE	0	0	0	0	0	0	0	0
	LARGE	0	0	0	0	0	0	0	0
	ALL CLASSES	36	0	0	0	7238	0	80	80

Table 6B, SC Contd....

Sl. No.	Size Class (Ha)	OTHER FOODER CROPS				FOODER AND GREEN MANURES			
		No. of Holdings	Irrigated Area	Unirrigated area	Total Area	No. of Holdings	Irrigated Area	Unirrigated area	Total Area
1	2	3	4	5	6	7	8	9	10
1	BELOW 0.5		46	2004	2050		46	2081	2127
2	0.5 - 1.0		13	225	238		13	228	241
	MARGINAL		59	2229	2288		59	2309	2368
3	1.0 - 2.0		0	154	154		0	154	154
	SMALL		0	154	154		0	154	154
4	2.0 - 3.0		0	48	48		0	49	49
5	3.0 - 4.0		0	3	3		0	3	3
	SEMI MEDIUM		0	51	51		0	52	52
6	4.0 - 5.0		0	2	2		0	2	2
7	5.0 - 7.5		0	3	3		0	3	3
8	7.5 - 10.0		0	0	0		0	0	0
	MEDIUM		0	5	5		0	5	5
9	10.0 - 20.0		0	0	0		0	0	0
10	20.0 & ABOVE		0	0	0		0	0	0
	LARGE		0	0	0		0	0	0
	ALL CLASSES		59	2439	2498		59	2520	2579

Table 6B SC Contd.....

Sl. No.	Size Class (Ha)	TOTAL NON FOOD CROPS						Total Area	Unirrigated area	Irrigated Area	No. of Holdings	Unirrigated area	Total Area
		No. of Holdings	Irrigated Area	Unirrigated area	Total Area	No. of Holdings	Irrigated Area						
1	2	3	4	5	6	7	8	9	10				
1	BELOW 0.5		1757	21175	22932								
2	0.5 - 1.0		350	3114	3464								
	MARGINAL		2107	24209	26396								
3	1.0 - 2.0		125	1615	1740								
	SMALL		125	1615	1740								
4	2.0 - 3.0		33	550	583								
5	3.0 - 4.0		24	121	145								
	SEMI MEDIUM		57	671	728								
6	4.0 - 5.0		0	65	65								
7	5.0 - 7.5		0	134	134								
8	7.5 - 10.0		0	42	42								
	MEDIUM		0	241	241								
9	10.0 - 20.0		0	0	0								
10	20.0 & ABOVE		0	0	0								
	LARGE		0	0	0								
	ALL CLASSES		2289	26816	29105								

Table 6B SC Contd....

Sl. No.	Size Class (Ha)	CITRUS FRUITS (0602)				BANANA (0603)			
		No. of Holdings	Irrigated Area	Unirrigated area	Total Area	No. of Holdings	Irrigated Area	Unirrigated area	Total Area
1	2	3	4	5	6	7	8	9	10
1	BELOW 0.5	10976	4	57	61	267141	517	3802	4319
2	0.5 - 1.0	325	0	2	2	4880	55	210	265
	MARGINAL	11301	4	59	63	272021	572	4012	4584
3	1.0 - 2.0	108	0	0	0	1630	27	111	138
	SMALL	108	0	0	0	1630	27	111	138
4	2.0 - 3.0	35	0	0	0	167	3	21	24
5	3.0 - 4.0	5	0	0	0	35	1	5	6
	SEMI MEDIUM	40	0	0	0	202	4	26	30
6	4.0 - 5.0	0	0	0	0	10	0	2	2
7	5.0 - 7.5	5	0	0	0	5	0	0	0
8	7.5 - 10.0	0	0	0	0	0	0	0	0
	MEDIUM	5	0	0	0	15	0	2	2
9	10.0 - 20.0	0	0	0	0	0	0	0	0
10	20.0 & ABOVE	0	0	0	0	0	0	0	0
	LARGE	0	0	0	0	0	0	0	0
	ALL CLASSES	11454	4	59	63	273868	603	4151	4754

Table 6B SC Contd...

Sl. No.	Size Class (Ha)	RUBBER (1305)			OTHER DRUGS AND				
		No. of Holdings	Irrigated Area	Unirrigated area	Total Area	No. of Holdings	Irrigated Area	Unirrigated area	Total Area
1	2	3	4	5	6	7	8	9	10
1	BELOW 0.5	25759	4	2486	2490	-----	3	25	28
2	0.5 - 1.0	2178	6	771	777	-----	0	12	12
	MARGINAL	27937	10	3257	3267	-----	3	37	40
3	1.0 - 2.0	744	0	401	401	-----	0	0	0
	SMALL	744	0	401	401	-----	0	0	0
4	2.0 - 3.0	100	0	130	130	-----	0	0	0
5	3.0 - 4.0	25	0	59	59	-----	0	0	0
	SEMI MEDIUM	125	0	189	189	-----	0	0	0
6	4.0 - 5.0	10	0	3	3	-----	0	0	0
7	5.0 - 7.5	5	0	31	31	-----	0	0	0
8	7.5 - 10.0	0	0	0	0	-----	0	0	0
	MEDIUM	15	0	34	34	-----	0	0	0
9	10.0 - 20.0	0	0	0	0	-----	0	0	0
10	20.0 & ABOVE	0	0	0	0	-----	0	0	0
	LARGE	0	0	0	0	-----	0	0	0
	ALL CLASSES	28821	10	3881	3891	-----	3	37	40

Table 6B SC Contd....

Sl. No.	Size Class (Ha)	SFSAMIUM (TIL) (1003)				COCONUT (1006)			
		No. of Holdings	Irrigated Area	Unirrigated area	Total Area	No. of Holdings	Irrigated Area	Unirrigated area	Total Area
1	2	3	4	5	6	7	8	9	10
1	BELOW 0.5	151	6	2	8	471422	1687	15565	17252
2	0.5 - 1.0	0	0	0	0	7678	331	1641	1972
	MARGINAL	151	6	2	8	479100	2018	17206	19224
3	1.0 - 2.0	5	0	2	2	2254	125	737	862
	SMALL	5	0	2	2	2254	125	737	862
4	2.0 - 3.0	0	0	0	0	305	33	237	270
5	3.0 - 4.0	0	0	0	0	60	24	37	61
	SEMI MEDIUM	0	0	0	0	365	57	274	331
6	4.0 - 5.0	0	0	0	0	20	0	60	60
7	5.0 - 7.5	0	0	0	0	20	0	84	84
8	7.5 - 10.0	0	0	0	0	0	0	42	42
	MEDIUM	0	0	0	0	40	0	186	186
9	10.0 - 20.0	0	0	0	0	0	0	0	0
10	20.0 & ABOVE	0	0	0	0	0	0	0	0
	LARGE	0	0	0	0	0	0	0	0
	ALL CLASSES	156	6	4	10	481759	2200	18403	20603

Table 6B. SC Contd....

Sl. No.	Size Class (Ha)	SOYABEAN (1009)				OTHER OIL SEEDS			
		No. of Holdings	Irrigated Area	Unirrigated area	Total Area	No. of Holdings	Irrigated Area	Unirrigated area	Total Area
1	2	3	4	5	6	7	8	9	10
1	BELOW 0.5	60	0	0	0	-----	4	36	40
2	0.5 - 1.0	0	0	0	0	-----	0	1	1
	MARGINAL	60	0	0	0	-----	4	37	41
3	1.0 - 2.0	0	0	0	0	-----	0	0	0
	SMALL	0	0	0	0	-----	0	0	0
4	2.0 - 3.0	0	0	0	0	-----	0	0	0
5	3.0 - 4.0	0	0	0	0	-----	0	0	0
	SEMI MEDIUM	0	0	0	0	-----	0	0	0
6	4.0 - 5.0	0	0	0	0	-----	0	0	0
7	5.0 - 7.5	0	0	0	0	-----	0	0	0
8	7.5 - 10.0	0	0	0	0	-----	0	0	0
	MEDIUM	0	0	0	0	-----	0	0	0
9	10.0 - 20.0	0	0	0	0	-----	0	0	0
10	20.0 & ABOVE	0	0	0	0	-----	0	0	0
	LARGE	0	0	0	0	-----	0	0	0
	ALL CLASSES	60	0	0	0	-----	4	37	41

TABLE 6B: ESTIMATED IRRIGATED AND UNIRRIGATED AREA BY SIZE CLASSES UNDER DIFFERENT CROPS

(AREA IN HECTARES)

ST

STATE STABLE

Sl. No.	Size Class (Ha)	Paddy (0101)			Maize (0104)			Total Area	
		No. of Holdings	Irrigated Area	Unirrigated area	No. of Holdings	Irrigated Area	Unirrigated area		
1	2	3	4	5	6	7	8	9	10
1	BELOW 0.5	1528	53	255	308	124	0	27	27
2	0.5 - 1.0	1711	163	442	605	268	0	66	66
	MARGINAL	3239	216	697	913	392	0	93	93
3	1.0 - 2.0	981	156	377	533	851	0	334	334
	SMALL	981	156	377	533	851	0	334	334
4	2.0 - 3.0	260	79	165	244	477	0	210	210
5	3.0 - 4.0	60	38	77	115	144	0	69	69
	SEMI MEDIUM	320	117	242	359	621	0	279	279
6	4.0 - 5.0	15	2	22	24	41	0	28	28
7	5.0 - 7.5	20	13	82	95	0	0	0	0
8	7.5 - 10.0	0	0	0	0	0	0	0	0
	MEDIUM	35	15	104	119	41	0	28	28
9	10.0 - 20.0	0	0	0	0	0	0	0	0
10	20.0 & ABOVE	5	2	34	36	0	0	0	0
	LARGE	5	2	34	36	0	0	0	0
	ALL CLASSES	4580	506	1454	1960	1905	0	734	734

Table 6B ST Contd....

Sl. No.	Size Class (Ha)	Ragi (0105)				Small Millets (0108)			
		No. of Holdings	Irrigated Area	Unirrigated area	Total Area	No. of Holdings	Irrigated Area	Unirrigated area	Total Area
1	2	3	4	5	6	7	8	9	10
1	BELOW 0.5	498	0	52	52	0	0	0	0
2	0.5 - 1.0	617	0	176	176	0	0	0	0
	MARGINAL	1115	0	228	228	0	0	0	0
3	1.0 - 2.0	1369	0	446	446	41	0	17	17
	SMALL	1369	0	446	446	41	0	17	17
4	2.0 - 3.0	540	0	236	236	0	0	0	0
5	3.0 - 4.0	205	0	115	115	0	0	0	0
	SEMI MEDIUM	745	0	351	351	0	0	0	0
6	4.0 - 5.0	81	0	42	42	0	0	0	0
7	5.0 - 7.5	13	0	11	11	0	0	0	0
8	7.5 - 10.0	0	0	0	0	0	0	0	0
	MEDIUM	94	0	53	53	0	0	0	0
9	10.0 - 20.0	0	0	0	0	0	0	0	0
10	20.0 & ABOVE	0	0	0	0	0	0	0	0
	LARGE	0	0	0	0	0	0	0	0
	ALL CLASSES	3323	0	1078	1078	41	0	17	17

Table 6B ST Contd

Sl. No.	Size Class (Ha)	Other Cereals (0188)				Total Cereals			
		No. of Holdings	Irrigated Area	Unirrigated area	Total Area	No. of Holdings	Irrigated Area	Unirrigated area	Total Area
1	2	3	4	5	6	7	8	9	10
1	BELOW 0.5		0	0	0		53	334	387
2	0.5 - 1.0		0	0	0		163	684	847
	MARGINAL		0	0	0		216	1018	1234
3	1.0 - 2.0		0	1	1		156	1175	1331
	SMALL		0	1	1		156	1175	1331
4	2.0 - 3.0		0	0	0		79	611	690
5	3.0 - 4.0		0	0	0		38	261	299
	SEMI MEDIUM		0	0	0		117	872	989
6	4.0 - 5.0		0	0	0		2	92	94
7	5.0 - 7.5		0	0	0		13	93	106
8	7.5 - 10.0		0	0	0		0	0	0
	MEDIUM		0	0	0		15	185	200
9	10.0 - 20.0		0	0	0		0	0	0
10	20.0 & ABOVE		0	0	0		2	34	36
	LARGE		0	0	0		2	34	36
	ALL CLASSES		0	1	1		506	3284	3790

Table 6B ST Contd....

Sl. No.	Size Class (Ha)	Giram (0201)			Tur (Arhar) (0202)			Total Area	
		No. of Holdings	Irrigated Area	Unirrigated area	Total Area	No. of Holdings	Irrigated Area		Unirrigated area
1	2	3	4	5	6	7	8	9	10
1	BELOW 0.5	55	0	6	6	730	0	90	90
2	0.5 - 1.0	62	0	14	14	659	0	151	151
	MARGINAL	117	0	20	20	1389	0	241	241
3	1.0 - 2.0	124	0	17	17	1473	0	475	475
	SMALL	124	0	17	17	1473	0	475	475
4	2.0 - 3.0	62	0	9	9	581	0	269	269
5	3.0 - 4.0	0	0	0	0	123	0	69	69
	SEMI MEDIUM	62	0	9	9	704	0	338	338
6	4.0 - 5.0	0	0	0	0	54	0	39	39
7	5.0 - 7.5	0	0	0	0	25	0	45	45
8	7.5 - 10.0	0	0	0	0	0	0	0	0
	MEDIUM	0	0	0	0	79	0	84	84
9	10.0 - 20.0	0	0	0	0	0	0	0	0
10	20.0 & ABOVE	0	0	0	0	0	0	0	0
	LARGE	0	0	0	0	0	0	0	0
	ALL CLASSES	303	0	46	46	3645	0	1138	1138

Table 6B ST Contd....

Sl. No.	Size Class (Ha)	Urad (0203)				Horsegram (0206)			
		No. of Holdings	Irrigated Area	Unirrigated area	Total Area	No. of Holdings	Irrigated Area	Unirrigated area	Total Area
1	2	3	4	5	6	7	8	9	10
1	BELOW 0.5	12	0	1	1	236	0	15	15
2	0.5 - 1.0	21	0	4	4	229	2	24	26
	MARGINAL	33	0	5	5	465	2	39	41
3	1.0 - 2.0	21	0	9	9	34	0	9	9
	SMALL	21	0	9	9	34	0	9	9
4	2.0 - 3.0	21	0	4	4	37	0	9	9
5	3.0 - 4.0	21	0	4	4	0	0	0	0
	SEMI MEDIUM	42	0	8	8	37	0	9	9
6	4.0 - 5.0	14	0	6	6	10	0	1	1
7	5.0 - 7.5	0	0	0	0	18	0	2	2
8	7.5 - 10.0	0	0	0	0	0	0	0	0
	MEDIUM	14	0	6	6	28	0	3	3
9	10.0 - 20.0	0	0	0	0	0	0	0	0
10	20.0 & ABOVE	0	0	0	0	0	0	0	0
	LARGE	0	0	0	0	0	0	0	0
	ALL CLASSES	110	0	28	28	564	2	60	62

Table 6B ST Contd....

Sl. No.	Size Class (11a)	Other Pulses (0288)				Total Pulses (0299)			
		No. of Holdings	Irrigated Area	Unirrigated area	Total Area	No. of Holdings	Irrigated Area	Unirrigated area	Total Area
1	2	3	4	5	6	7	8	9	10
1	BELOW 0.5		0	17	17		0	129	129
2	0.5 - 1.0		0	14	14		2	207	209
	MARGINAL		0	31	31		2	336	338
3	1.0 - 2.0		0	29	29		0	539	539
	SMALL		0	29	29		0	539	539
4	2.0 - 3.0		0	21	21		0	312	312
5	3.0 - 4.0		0	22	22		0	95	95
	SEMI MEDIUM		0	43	43		0	407	407
6	4.0 - 5.0		0	21	21		0	67	67
7	5.0 - 7.5		0	3	3		0	50	50
8	7.5 - 10.0		0	0	0		0	0	0
	MEDIUM		0	24	24		0	117	117
9	10.0 - 20.0		0	0	0		0	0	0
10	20.0 & ABOVE		0	0	0		0	0	0
	LARGE		0	0	0		0	0	0
	ALL CLASSES		0	127	127		2	1399	1401

Table 6B ST Contd....

Sl. No.	Size Class (Ha)	Total Food Grains (0399)			Sugar Cane (0401)			Total Area	
		No. of Holdings	Irrigated Area	Unirrigated area	Total Area	No. of Holdings	Irrigated Area		Unirrigated area
1	2	3	4	5	6	7	8	9	10
1	BELOW 0.5		53	463	516	156	26	0	26
2	0.5 - 1.0		165	891	1056	178	57	11	68
	MARGINAL		218	1354	1572	334	83	11	94
3	1.0 - 2.0		156	1714	1870	0	0	0	0
	SMALL		156	1714	1870	0	0	0	0
4	2.0 - 3.0		79	923	1002	15	1	0	1
5	3.0 - 4.0		38	356	394	0	0	0	0
	SEMI MEDIUM		117	1279	1396	15	1	0	1
6	4.0 - 5.0		2	159	161	14	11	0	11
7	5.0 - 7.5		13	143	156	0	0	0	0
8	7.5 - 10.0		0	0	0	0	0	0	0
	MEDIUM		15	302	317	14	11	0	11
9	10.0 - 20.0		0	0	0	0	0	0	0
10	20.0 & ABOVE		2	34	36	0	0	0	0
	LARGE		2	34	36	0	0	0	0
	ALL CLASSES		508	4683	5191	363	95	11	106

Table 6B-ST Contd....

Sl. No.	Size Class (Ha)	Total Sugar Crops (0499)				Pepper (Black) (0501)			
		No. of Holdings	Irrigated Area	Unirrigated area	Total Area	No. of Holdings	Irrigated Area	Unirrigated area	Total Area
1	2	3	4	5	6	7	8	9	10
1	BELOW 0.5		26	0	26	22436	3	1889	1892
2	0.5 - 1.0		57	11	68	5083	8	1459	1467
	MARGINAL		83	11	94	27519	11	3348	3359
3	1.0 - 2.0		0	0	0	3417	17	1249	1266
	SMALL		0	0	0	3417	17	1249	1266
4	2.0 - 3.0		1	0	1	1029	0	458	458
5	3.0 - 4.0		0	0	0	139	0	115	115
	SEMI MEDIUM		1	0	1	1168	0	573	573
6	4.0 - 5.0		11	0	11	40	0	52	52
7	5.0 - 7.5		0	0	0	25	0	17	17
8	7.5 - 10.0		0	0	0	0	0	0	0
	MEDIUM		11	0	11	65	0	69	69
9	10.0 - 20.0		0	0	0	0	0	0	0
10	20.0 & ABOVE		0	0	0	10	0	76	76
	LARGE		0	0	0	10	0	76	76
	ALL CLASSES		95	11	106	32179	28	5315	5343

Table 6B ST Contd....

Sl. No.	Size Class (Ha)	Chillies (0502)				Ginger (0503)			
		No. of Holdings	Irrigated Area	Unirrigated area	Total Area	No. of Holdings	Irrigated Area	Unirrigated area	Total Area
1	2	3	4	5	6	7	8	9	10
1	BELOW 0.5	415	0	5	5	2279	0	78	78
2	0.5 - 1.0	242	0	7	7	1012	2	68	70
	MARGINAL	657	0	12	12	3291	2	146	148
3	1.0 - 2.0	83	0	3	3	524	0	81	81
	SMALL	83	0	3	3	524	0	81	81
4	2.0 - 3.0	101	2	2	4	278	0	42	42
5	3.0 - 4.0	0	0	0	0	61	0	10	10
	SEMI MEDIUM	101	2	2	4	339	0	52	52
6	4.0 - 5.0	0	0	0	0	15	0	7	7
7	5.0 - 7.5	0	0	0	0	5	0	0	0
8	7.5 - 10.0	0	0	0	0	0	0	0	0
	MEDIUM	0	0	0	0	20	0	7	7
9	10.0 - 20.0	0	0	0	0	0	0	0	0
10	20.0 & ABOVE	0	0	0	0	5	0	4	4
	LARGE	0	0	0	0	5	0	4	4
	ALL CLASSES	841	2	17	19	4179	2	290	292

Table 6B ST Contd....

Sl. No.	Size Class (Ha)	Turmeric (0504)				Cardamom (0505)			
		No. of Holdings	Irrigated Area	Unirrigated area	Total Area	No. of Holdings	Irrigated Area	Unirrigated area	Total Area
1	2	3	4	5	6	7	8	9	10
1	BELOW 0.5	1735	0	15	15	998	0	64	64
2	0.5 - 1.0	599	0	10	10	560	9	112	121
	MARGINAL	2334	0	25	25	1558	9	176	185
3	1.0 - 2.0	234	0	9	9	1351	4	1416	1420
	SMALL	234	0	9	9	1351	4	1416	1420
4	2.0 - 3.0	123	0	9	9	1009	6	1806	1812
5	3.0 - 4.0	29	0	0	0	0	0	0	0
	SEMI MEDIUM	152	0	9	9	1009	6	1806	1812
6	4.0 - 5.0	15	0	1	1	0	0	0	0
7	5.0 - 7.5	5	0	0	0	0	0	0	0
8	7.5 - 10.0	0	0	0	0	0	0	0	0
	MEDIUM	20	0	1	1	0	0	0	0
9	10.0 - 20.0	0	0	0	0	0	0	0	0
10	20.0 & ABOVE	5	0	0	0	0	0	0	0
	LARGE	5	0	0	0	0	0	0	0
	ALL CLASSES	2745	0	44	44	3918	19	3398	3417

Table 6B.5T Contd.....

Sl. No.	Size Class (Ha)	Betelnuts (Agrecaunts) (0506)				Coriander (0508)			
		No. of Holdings	Irrigated Area	Unirrigated area	Total Area	No. of Holdings	Irrigated Area	Unirrigated area	Total Area
1	2	3	4	5	6	7	8	9	10
1	BELOW 0.5	12221	65	216	281	0	0	0	0
2	0.5 - 1.0	3854	82	151	233	0	0	0	0
	MARGINAL	16075	147	367	514	0	0	0	0
3	1.0 - 2.0	2762	212	146	358	5	0	0	0
	SMALL	2762	212	146	358	5	0	0	0
4	2.0 - 3.0	724	56	37	93	0	0	0	0
5	3.0 - 4.0	167	0	72	72	0	0	0	0
	SEMI MEDIUM	891	56	109	165	0	0	0	0
6	4.0 - 5.0	35	4	0	4	0	0	0	0
7	5.0 - 7.5	20	0	1	1	0	0	0	0
8	7.5 - 10.0	0	0	0	0	0	0	0	0
	MEDIUM	55	4	1	5	0	0	0	0
9	10.0 - 20.0	0	0	0	0	0	0	0	0
10	20.0 & ABOVE	5	0	0	0	0	0	0	0
	LARGE	5	0	0	0	0	0	0	0
	ALL CLASSES	19788	419	623	1042	5	0	0	0

Table 6B ST Contd....

Sl. No.	Size Class (Ha)	Tamarind (0509)				Cumin (0510)			
		No. of Holdings	Irrigated Area	Unirrigated area	Total Area	No. of Holdings	Irrigated Area	Unirrigated area	Total Area
1	2	3	4	5	6	7	8	9	10
1	BELOW 0.5	2897	0	25	25	11	0	1	1
2	0.5 - 1.0	706	0	4	4	20	0	0	0
	MARGINAL	3603	0	29	29	31	0	1	1
3	1.0 - 2.0	528	0	2	2	0	0	0	0
	SMALL	528	0	2	2	0	0	0	0
4	2.0 - 3.0	120	0	1	1	0	0	0	0
5	3.0 - 4.0	57	0	0	0	0	0	0	0
	SEMI MEDIUM	177	0	1	1	0	0	0	0
6	4.0 - 5.0	0	0	0	0	0	0	0	0
7	5.0 - 7.5	13	0	0	0	0	0	0	0
8	7.5 - 10.0	0	0	0	0	0	0	0	0
	MEDIUM	13	0	0	0	0	0	0	0
9	10.0 - 20.0	0	0	0	0	0	0	0	0
10	20.0 & ABOVE	5	0	0	0	0	0	0	0
	LARGE	5	0	0	0	0	0	0	0
	ALL CLASSES	4326	0	32	32	31	0	1	1

Table 6B SF Contd....

Sl. No.	Size Class (Ha)	Other Spices And Condiments (0588)				Total Spices And Condiments (0599)			
		No. of Holdings	Irrigated Area	Unirrigated area	Total Area	No. of Holdings	Irrigated Area	Unirrigated area	Total Area
1	2	3	4	5	6	7	8	9	10
1	BELOW 0.5		1	1	2		69	2294	2363
2	0.5 - 1.0		3	0	3		104	1811	1915
	MARGINAL		4	1	5		173	4105	4278
3	1.0 - 2.0		0	0	0		233	2906	3139
	SMALL		0	0	0		233	2906	3139
4	2.0 - 3.0		0	0	0		64	2355	2419
5	3.0 - 4.0		0	0	0		0	197	197
	SEMI MEDIUM		0	0	0		64	2552	2616
6	4.0 - 5.0		0	0	0		4	60	64
7	5.0 - 7.5		0	0	0		0	18	18
8	7.5 - 10.0		0	0	0		0	0	0
	MEDIUM		0	0	0		4	78	82
9	10.0 - 20.0		0	0	0		0	0	0
10	20.0 & ABOVE		0	0	0		0	80	80
	LARGE		0	0	0		0	80	80
	ALL CLASSES		4	1	5		474	9721	10195

Table 6B.SI Contd ...

Sl. No.	Size Class (Ha)	Mangoes (0601)			Citrus Fruits (0602)				
		No. of Holdings	Irrigated Area	Unirrigated area	Total Area	No. of Holdings	Irrigated Area	Unirrigated area	Total Area
1	2	3	4	5	6	7	8	9	10
1	BELOW 0.5	17166	0	148	148	1634	0	10	10
2	0.5 - 1.0	4162	15	63	78	365	2	2	4
	MARGINAL	21328	15	211	226	1999	2	12	14
3	1.0 - 2.0	2389	2	44	46	154	0	1	1
	SMALL	2389	2	44	46	154	0	1	1
4	2.0 - 3.0	519	0	11	11	50	0	1	1
5	3.0 - 4.0	135	0	5	5	28	0	0	0
	SEMI MEDIUM	654	0	16	16	78	0	1	1
6	4.0 - 5.0	30	0	1	1	5	0	0	0
7	5.0 - 7.5	38	0	1	1	0	0	0	0
8	7.5 - 10.0	0	0	0	0	0	0	0	0
	MEDIUM	68	0	2	2	5	0	0	0
9	10.0 - 20.0	0	0	0	0	0	0	0	0
10	20.0 & ABOVE	5	0	2	2	0	0	0	0
	LARGE	5	0	2	2	0	0	0	0
	ALL CLASSES	24444	17	275	292	2236	2	14	16

Table 6B ST Contd....

Sl. No.	Size Class (Ha)	Banana (0603)				Grapes (0604)			
		No. of Holdings	Irrigated Area	Unirrigated area	Total Area	No. of Holdings	Irrigated Area	Unirrigated area	Total Area
1	2	3	4	5	6	7	8	9	10
1	BELOW 0.5	24236	46	672	718	391	0	3	3
2	0.5 - 1.0	4797	73	341	414	31	0	1	1
	MARGINAL	29033	119	1013	1132	422	0	4	4
3	1.0 - 2.0	3126	105	228	333	0	0	0	0
	SMALL	3126	105	228	333	0	0	0	0
4	2.0 - 3.0	676	35	75	110	8	0	0	0
5	3.0 - 4.0	110	1	22	23	0	0	0	0
	SEMI MEDIUM	786	36	97	133	8	0	0	0
6	4.0 - 5.0	39	13	3	16	0	0	0	0
7	5.0 - 7.5	38	5	27	32	0	0	0	0
8	7.5 - 10.0	0	0	0	0	0	0	0	0
	MEDIUM	77	18	50	48	0	0	0	0
9	10.0 - 20.0	0	0	0	0	0	0	0	0
10	20.0 & ABOVE	5	0	9	9	0	0	0	0
	LARGE	5	0	9	9	0	0	0	0
	ALL CLASSES	33027	278	1377	1655	430	0	4	4

Table 6B ST Contd....

Sl. No.	Size Class (Ha)	Pome Fruits (0605)				Papaya (0606)			
		No. of Holdings	Irrigated Area	Unirrigated area	Total Area	No. of Holdings	Irrigated Area	Unirrigated area	Total Area
1	2	3	4	5	6	7	8	9	10
1	BELOW 0.5	46	0	2	2	9352	0	48	48
2	0.5 - 1.0	0	0	0	0	1692	0	8	8
	MARGINAL	46	0	2	2	11044	0	56	56
3	1.0 - 2.0	0	0	0	0	950	3	6	9
	SMALL	0	0	0	0	950	3	6	9
4	2.0 - 3.0	20	0	1	1	221	0	4	4
5	3.0 - 4.0	0	0	0	0	49	0	0	0
	SEMI MEDIUM	20	0	1	1	270	0	4	4
6	4.0 - 5.0	0	0	0	0	25	0	0	0
7	5.0 - 7.5	0	0	0	0	23	0	0	0
8	7.5 - 10.0	0	0	0	0	0	0	0	0
	MEDIUM	0	0	0	0	48	0	0	0
9	10.0 - 20.0	0	0	0	0	0	0	0	0
10	20.0 & ABOVE	0	0	0	0	5	0	0	0
	LARGE	0	0	0	0	5	0	0	0
	ALL CLASSES	66	0	3	3	12317	3	66	69

Table 6B ST Contd....

Sl. No.	Size Class (Ha)	Guava (0607)				Cashew (0609)			
		No. of Holdings	Irrigated Area	Unirrigated area	Total Area	No. of Holdings	Irrigated Area	Unirrigated area	Total Area
1	2	3	4	5	6	7	8	9	10
1	BELOW 0.5	3714	0	22	22	7116	0	410	410
2	0.5 - 1.0	616	0	6	6	2033	22	387	409
	MARGINAL	4330	0	28	28	9149	22	797	819
3	1.0 - 2.0	396	0	1	1	1772	0	753	753
	SMALL	396	0	1	1	1772	0	753	753
4	2.0 - 3.0	89	0	0	0	330	0	138	138
5	3.0 - 4.0	57	0	0	0	46	0	20	20
	SEMI MEDIUM	146	0	0	0	376	0	158	158
6	4.0 - 5.0	5	0	0	0	10	0	6	6
7	5.0 - 7.5	5	0	0	0	5	0	12	12
8	7.5 - 10.0	0	0	0	0	0	0	0	0
	MEDIUM	10	0	0	0	15	0	18	18
9	10.0 - 20.0	0	0	0	0	0	0	0	0
10	20.0 & ABOVE	0	0	0	0	5	0	1	1
	LARGE	0	0	0	0	5	0	1	1
	ALL CLASSES	4882	0	29	29	11317	22	1727	1749

Table 6B ST Contd.....

Sl. No.	Size Class (Ha)	Jack (0614)				Pineapple (06016)			
		No. of Holdings	Irrigated Area	Unirrigated area	Total Area	No. of Holdings	Irrigated Area	Unirrigated area	Total Area
1	2	3	4	5	6	7	8	9	10
1	BELOW 0.5	21541	0	233	233	972	0	8	8
2	0.5 - 1.0	5219	0	104	104	258	0	1	1
	MARGINAL	26760	0	337	337	1230	0	9	9
3	1.0 - 2.0	3392	0	102	102	220	0	2	2
	SMALL	3392	0	102	102	220	0	2	2
4	2.0 - 3.0	645	0	20	20	99	0	7	7
5	3.0 - 4.0	125	0	6	6	0	0	0	0
	SEMI MEDIUM	770	0	26	26	99	0	7	7
6	4.0 - 5.0	30	0	3	3	0	0	0	0
7	5.0 - 7.5	25	0	0	0	0	0	0	0
8	7.5 - 10.0	0	0	0	0	0	0	0	0
	MEDIUM	55	0	3	3	0	0	0	0
9	10.0 - 20.0	0	0	0	0	0	0	0	0
10	20.0 & ABOVE	0	0	0	0	0	0	0	0
	LARGE	0	0	0	0	0	0	0	0
	ALL CLASSES	30977	0	468	468	1549	0	18	18

Table 6B. ST Contd....

Sl. No.	Size Class (Ha)	Lemon (0617)				Orange (0618)			
		No. of Holdings	Irrigated Area	Unirrigated area	Total Area	No. of Holdings	Irrigated Area	Unirrigated area	Total Area
1	2	3	4	5	6	7	8	9	10
1	BELOW 0.5	770	0	6	6	211	0	3	3
2	0.5 - 1.0	98	0	1	1	26	0	1	1
	MARGINAL	868	0	7	7	237	0	4	4
3	1.0 - 2.0	63	0	2	2	3	0	0	0
	SMALL	63	0	2	2	3	0	0	0
4	2.0 - 3.0	0	0	0	0	0	0	0	0
5	3.0 - 4.0	8	0	1	1	0	0	0	0
	SEMI MEDIUM	0	0	1	1	0	0	0	0
6	4.0 - 5.0	0	0	0	0	0	0	0	0
7	5.0 - 7.5	5	0	0	0	0	0	0	0
8	7.5 - 10.0	0	0	0	0	0	0	0	0
	MEDIUM	5	0	0	0	0	0	0	0
9	10.0 - 20.0	0	0	0	0	0	0	0	0
10	20.0 & ABOVE	0	0	0	0	0	0	0	0
	LARGE	0	0	0	0	0	0	0	0
	ALL CLASSES	944	0	10	10	240	0	4	4

Table 6B ST Contd. ...

Sl. No.	Size Class (Ha)	Chiku (0619)				Other Fruits			
		No. of Holdings	Irrigated Area	Unirrigated area	Total Area	No. of Holdings	Irrigated Area	Unirrigated area	Total Area
1	2	3	4	5	6	7	8	9	10
1	BELOW 0.5	0	0	0	0	0	0	14	14
2	0.5 - 1.0	15	0	0	0	0	1	4	5
	MARGINAL	15	0	0	0	0	1	18	19
3	1.0 - 2.0	0	0	0	0	0	0	2	2
	SMALL	0	0	0	0	0	0	2	2
4	2.0 - 3.0	0	0	0	0	0	0	0	0
5	3.0 - 4.0	0	0	0	0	0	0	0	0
	SEMI MEDIUM	0	0	0	0	0	0	0	0
6	4.0 - 5.0	0	0	0	0	0	0	0	0
7	5.0 - 7.5	0	0	0	0	0	0	0	0
8	7.5 - 10.0	0	0	0	0	0	0	0	0
	MEDIUM	0	0	0	0	0	0	0	0
9	10.0 - 20.0	0	0	0	0	0	0	0	0
10	20.0 & ABOVE	5	0	2	2	2	0	0	0
	LARGE	5	0	2	2	2	0	0	0
	ALL CLASSES	20	0	2	2	1	1	20	21

Table 6B ST Contd....

Sl. No.	Size Class (Ha)	Total Fruits (0699)				Topioca (0702)			
		No. of Holdings	Irrigated Area	Unirrigated area	Total Area	No. of Holdings	Irrigated Area	Unirrigated area	Total Area
1	2	3	4	5	6	7	8	9	10
1	BELOW 0.5		46	1579	1625	6344	0	259	259
2	0.5 - 1.0		113	919	1032	2233	5	156	161
	MARGINAL		159	2498	2657	8577	5	415	420
3	1.0 - 2.0		110	1141	1251	1714	0	170	170
	SMALL		110	1141	1251	1714	0	170	170
4	2.0 - 3.0		35	257	292	449	0	99	99
5	3.0 - 4.0		1	54	55	102	0	14	14
	SEMI MEDIUM		36	311	347	551	0	113	113
6	4.0 - 5.0		13	13	26	35	0	2	2
7	5.0 - 7.5		5	40	45	15	0	1	1
8	7.5 - 10.0		0	0	0	0	0	0	0
	MEDIUM		18	53	71	50	0	3	3
9	10.0 - 20.0		0	0	0	0	0	0	0
10	20.0 & ABOVE		0	14	14	5	0	1	1
	LARGE		0	14	14	5	0	1	1
	ALL CLASSES		323	4017	4340	10897	5	702	707

Table 6B SF Contd....

Sl. No.	Size Class (Ha)	Sweet Potato (0703)				Onion (0704)			
		No. of Holdings	Irrigated Area	Unirrigated area	Total Area	No. of Holdings	Irrigated Area	Unirrigated area	Total Area
1	2	3	4	5	6	7	8	9	10
1	BELOW 0.5	21	0	0	0	44	0	0	0
2	0.5 - 1.0	21	0	1	1	0	0	0	0
	MARGINAL	42	0	1	1	44	0	0	0
3	1.0 - 2.0	35	0	0	0	20	0	0	0
	SMALL	35	0	0	0	20	0	0	0
4	2.0 - 3.0	0	0	0	0	0	0	0	0
5	3.0 - 4.0	0	0	0	0	0	0	0	0
	SEMI MEDIUM	0	0	0	0	0	0	0	0
6	4.0 - 5.0	0	0	0	0	0	0	0	0
7	5.0 - 7.5	0	0	0	0	0	0	0	0
8	7.5 - 10.0	0	0	0	0	0	0	0	0
	MEDIUM	0	0	0	0	0	0	0	0
9	10.0 - 20.0	0	0	0	0	0	0	0	0
10	20.0 & ABOVE	0	0	0	0	0	0	0	0
	LARGE	0	0	0	0	0	0	0	0
	ALL CLASSES	77	0	1	1	64	0	0	0

Table 6B ST Contd....

Sl. No.	Size Class (Ha)	Tomato (0706)				Brinjal (0708)			
		No. of Holdings	Irrigated Area	Unirrigated area	Total Area	No. of Holdings	Irrigated Area	Unirrigated area	Total Area
1	2	3	4	5	6	7	8	9	10
1	BELOW 0.5	56	0	0	0	595	0	4	4
2	0.5 - 1.0	21	1	0	1	144	0	1	1
	MARGINAL	77	1	0	1	739	0	5	5
3	1.0 - 2.0	0	0	0	0	66	1	0	1
	SMALL	0	0	0	0	66	1	0	1
4	2.0 - 3.0	21	1	0	1	0	0	0	0
5	3.0 - 4.0	0	0	0	0	5	0	0	0
	SEMI MEDIUM	21	1	0	1	5	0	0	0
6	4.0 - 5.0	14	1	0	1	0	0	0	0
7	5.0 - 7.5	0	0	0	0	0	0	0	0
8	7.5 - 10.0	0	0	0	0	0	0	0	0
	MEDIUM	14	1	0	1	0	0	0	0
9	10.0 - 20.0	0	0	0	0	0	0	0	0
10	20.0 & ABOVE	0	0	0	0	0	0	0	0
	LARGE	0	0	0	0	0	0	0	0
	ALL CLASSES	112	3	0	3	810	1	5	6

Table 6B ST Contd....

Sl. No.	Size Class (Ha)	Lady's Finger (0710)				Cauliflower (0712)			
		No. of Holdings	Irrigated Area	Unirrigated area	Total Area	No. of Holdings	Irrigated Area	Unirrigated area	Total Area
1	2	3	4	5	6	7	8	9	10
1	BELOW 0.5	16	0	0	0	0	0	0	0
2	0.5 - 1.0	0	0	0	0	19	0	1	1
	MARGINAL	16	0	0	0	19	0	1	1
3	1.0 - 2.0	0	0	0	0	0	0	0	0
	SMALL	0	0	0	0	0	0	0	0
4	2.0 - 3.0	0	0	0	0	0	0	0	0
5	3.0 - 4.0	0	0	0	0	0	0	0	0
	SEMI MEDIUM	0	0	0	0	0	0	0	0
6	4.0 - 5.0	0	0	0	0	0	0	0	0
7	5.0 - 7.5	0	0	0	0	0	0	0	0
8	7.5 - 10.0	0	0	0	0	0	0	0	0
	MEDIUM	0	0	0	0	0	0	0	0
9	10.0 - 20.0	0	0	0	0	0	0	0	0
10	20.0 & ABOVE	0	0	0	0	0	0	0	0
	LARGE	0	0	0	0	0	0	0	0
	ALL CLASSES	16	0	0	0	19	0	1	1

Table 6B. SJ Contd ...

Sl. No.	Size Class (Ha)	Other Vegetables (0788)			Total Vegetables (0799)				
		No. of Holdings	Irrigated Area	Unirrigated area	Total Area	No. of Holdings	Irrigated Area	Unirrigated area	Total Area
1	2	3	4	5	6	7	8	9	10
1	BELOW 0.5		29	80	109		29	343	372
2	0.5 - 1.0		28	64	92		34	223	257
	MARGINAL		57	144	201		63	566	629
3	1.0 - 2.0		23	67	90		24	237	261
	SMALL		23	67	90		24	237	261
4	2.0 - 3.0		29	88	117		30	187	217
5	3.0 - 4.0		2	35	37		2	49	51
	SEMI MEDIUM		31	123	154		32	236	268
6	4.0 - 5.0		1	27	28		2	29	31
7	5.0 - 7.5		0	0	0		0	1	1
8	7.5 - 10.0		0	0	0		0	0	0
	MEDIUM		1	27	28		2	30	32
9	10.0 - 20.0		0	0	0		0	0	0
10	20.0 & ABOVE		0	0	0		0	1	1
	LARGE		0	0	0		0	1	1
	ALL CLASSES		112	361	473		121	1070	1191

Table 6B ST Contd....

Sl. No.	Size Class (Ha)	Other Food Crops (0888)				Total Other Food Crops (0899)			
		No. of Holdings	Irrigated Area	Unirrigated area	Total Area	No. of Holdings	Irrigated Area	Unirrigated area	Total Area
1	2	3	4	5	6	7	8	9	10
1	BELOW 0.5		2	26	28		2	26	28
2	0.5 - 1.0		0	37	37		0	37	37
	MARGINAL		2	63	65		2	63	65
3	1.0 - 2.0		0	36	36		0	36	36
	SMALL		0	36	36		0	36	36
4	2.0 - 3.0		0	11	11		0	11	11
5	3.0 - 4.0		0	8	8		0	8	8
	SEMI MEDIUM		0	19	19		0	19	19
6	4.0 - 5.0		0	0	0		0	0	0
7	5.0 - 7.5		0	0	0		0	0	0
8	7.5 - 10.0		0	0	0		0	0	0
	MEDIUM		0	0	0		0	0	0
9	10.0 - 20.0		0	0	0		0	0	0
10	20.0 & ABOVE		0	0	0		0	0	0
	LARGE		0	0	0		0	0	0
	ALL CLASSES		2	118	120		2	118	120

Table 6B ST Comid.....

Sl. No.	Size Class (Ha)	Total Food Crops (0999)				Groundnut (1001)			
		No. of Holdings	Irrigated Area	Unirrigated area	Total Area	No. of Holdings	Irrigated Area	Unirrigated area	Total Area
1	2	3	4	5	6	7	8	9	10
1	BELOW 0.5		225	4705	4930	63	0	15	15
2	0.5 - 1.0		473	3892	4365	0	0	0	0
	MARGINAL		698	8597	9295	63	0	15	15
3	1.0 - 2.0		523	6034	6557	83	0	48	48
	SMALL		523	6034	6557	83	0	48	48
4	2.0 - 3.0		209	3733	3942	47	9	19	28
5	3.0 - 4.0		41	664	705	0	0	0	0
	SEMI MEDIUM		250	4397	4647	47	9	19	28
6	4.0 - 5.0		32	261	293	0	0	0	0
7	5.0 - 7.5		18	202	220	0	0	0	0
8	7.5 - 10.0		0	0	0	0	0	0	0
	MEDIUM		50	463	513	0	0	0	0
9	10.0 - 20.0		0	0	0	0	0	0	0
10	20.0 & ABOVE		2	129	131	0	0	0	0
	LARGE		2	129	131	0	0	0	0
	ALL CLASSES		1523	19620	21143	193	9	82	91

Table 6B ST Contd...

Sl. No.	Size Class (Ha)	Sesamum (Til) (1003)				Coconut (1006)			
		No. of Holdings	Irrigated Area	Unirrigated area	Total Area	No. of Holdings	Irrigated Area	Unirrigated area	Total Area
1	2	3	4	5	6	7	8	9	10
1	BELOW 0.5	0	0	0	0	32842	70	1902	1972
2	0.5 - 1.0	41	0	6	6	6422	121	1157	1278
	MARGINAL	41	0	6	6	39264	191	3059	3250
3	1.0 - 2.0	0	0	0	0	4038	135	975	1110
	SMALL	0	0	0	0	4038	135	975	1110
4	2.0 - 3.0	0	0	0	0	1023	55	324	379
5	3.0 - 4.0	0	0	0	0	171	1	112	113
	SEMI MEDIUM	0	0	0	0	1194	56	436	492
6	4.0 - 5.0	0	0	0	0	54	4	36	40
7	5.0 - 7.5	0	0	0	0	43	3	53	56
8	7.5 - 10.0	0	0	0	0	0	0	0	0
	MEDIUM	0	0	0	0	97	7	89	96
9	10.0 - 20.0	0	0	0	0	0	0	0	0
10	20.0 & ABOVE	0	0	0	0	5	0	1	1
	LARGE	0	0	0	0	5	0	1	1
	ALL CLASSES	41	0	6	6	44598	389	4560	4949

Table 6B ST Contd....

Sl. No.	Size Class (Ha)	Soyabean (1009)				Other Oil Seeds (1088)			
		No. of Holdings	Irrigated Area	Unirrigated area	Total Area	No. of Holdings	Irrigated Area	Unirrigated area	Total Area
1	2	3	4	5	6	7	8	9	10
1	BELOW 0.5	35	0	3	3		0	2	2
2	0.5 - 1.0	0	0	0	0		0	0	0
	MARGINAL	35	0	3	3		0	2	2
3	1.0 - 2.0	0	0	0	0		0	0	0
	SMALL	0	0	0	0		0	0	0
4	2.0 - 3.0	0	0	0	0		0	0	0
5	3.0 - 4.0	0	0	0	0		0	0	0
	SEMI MEDIUM	0	0	0	0		0	0	0
6	4.0 - 5.0	0	0	0	0		0	0	0
7	5.0 - 7.5	0	0	0	0		0	0	0
8	7.5 - 10.0	0	0	0	0		0	0	0
	MEDIUM	0	0	0	0		0	0	0
9	10.0 - 20.0	0	0	0	0		0	0	0
10	20.0 & ABOVE	0	0	0	0		0	0	0
	LARGE	0	0	0	0		0	0	0
	ALL CLASSES	35	0	3	3		0	2	2

Table 6B ST Contd....

Sl. No.	Size Class (Ha)	Total Oil Seeds (1099)				Cotton (1101)			
		No. of Holdings	Irrigated Area	Unirrigated area	Total Area	No. of Holdings	Irrigated Area	Unirrigated area	Total Area
1	2	3	4	5	6	7	8	9	10
1	BELOW 0.5		70	1922	1992	187	0	94	94
2	0.5 - 1.0		121	1163	1284	472	16	179	195
	MARGINAL,		191	3085	3276	659	16	273	289
3	1.0 - 2.0		135	1023	1158	848	14	447	461
	SMALL		135	1023	1158	848	14	447	461
4	2.0 - 3.0		64	343	407	399	0	282	282
5	3.0 - 4.0		1	112	113	21	0	45	45
	SEMI MEDIUM		65	455	520	420	0	327	327
6	4.0 - 5.0		4	36	40	37	0	17	17
7	5.0 - 7.5		3	53	56	25	0	42	42
8	7.5 - 10.0		0	0	0	5	0	47	47
	MEDIUM		7	89	96	67	0	106	106
9	10.0 - 20.0		0	0	0	0	0	0	0
10	20.0 & ABOVE		0	1	1	0	0	0	0
	LARGE		0	1	1	0	0	0	0
	ALL CLASSES		398	4653	5051	1994	30	1153	1183

Table 6B ST Contd...

Sl. No.	Size Class (Ha)	Total Fibers (1199)				Tobacco (1302)			
		No. of Holdings	Irrigated Area	Unirrigated area	Total Area	No. of Holdings	Irrigated Area	Unirrigated area	Total Area
1	2	3	4	5	6	7	8	9	10
1	BELOW 0.5		0	94	94	19	0	0	0
2	0.5 - 1.0		16	179	195	0	0	0	0
	MARGINAL		16	273	289	19	0	0	0
3	1.0 - 2.0		14	447	461	0	0	0	0
	SMALL		14	447	461	0	0	0	0
4	2.0 - 3.0		0	282	482	0	0	0	0
5	3.0 - 4.0		0	45	45	0	0	0	0
	SEMI MEDIUM		0	327	327	0	0	0	0
6	4.0 - 5.0		0	17	17	0	0	0	0
7	5.0 - 7.5		0	42	42	0	0	0	0
8	7.5 - 10.0		0	47	47	0	0	0	0
	MEDIUM		0	106	106	0	0	0	0
9	10.0 - 20.0		0	0	0	0	0	0	0
10	20.0 & ABOVE		0	0	0	0	0	0	0
	LARGE		0	0	0	0	0	0	0
	ALL CLASSES		30	1153	1183	19	0	0	0

Table 6B ST Contd....

Sl. No.	Size Class (Ha)	Tea (1303)				Coffee (1304)			
		No. of Holdings	Irrigated Area	Unirrigated area	Total Area	No. of Holdings	Irrigated Area	Unirrigated area	Total Area
1	2	3	4	5	6	7	8	9	10
1	BELOW 0.5	260	0	14	14	16242	0	914	914
2	0.5 - 1.0	117	0	11	11	3697	4	712	716
	MARGINAL	377	0	25	25	19939	4	1626	1630
3	1.0 - 2.0	75	0	16	16	2136	10	577	587
	SMALL	75	0	16	16	2136	10	577	587
4	2.0 - 3.0	16	0	7	7	553	0	296	296
5	3.0 - 4.0	8	0	0	0	123	0	124	124
	SEMI MEDIUM	24	0	7	7	676	0	420	420
6	4.0 - 5.0	5	0	0	0	35	0	26	26
7	5.0 - 7.5	0	0	0	0	25	12	10	22
8	7.5 - 10.0	0	0	0	0	0	0	0	0
	MEDIUM	5	0	0	0	60	12	36	48
9	10.0 - 20.0	0	0	0	0	0	0	0	0
10	20.0 & ABOVE	0	0	0	0	5	0	38	38
	LARGE	0	0	0	0	5	0	38	38
	ALL CLASSES	481	0	48	48	22816	26	2697	2723

Table 6B ST Contd....

Sl. No.	Size Class (IIa)	Rubber (1305)				Other Drugs And Narcotics (1388)			
		No. of Holdings	Irrigated Area	Unirrigated area	Total Area	No. of Holdings	Irrigated Area	Unirrigated area	Total Area
1	2	3	4	5	6	7	8	9	10
1	BELOW 0.5	7479	1	1059	1060		0	1	1
2	0.5 - 1.0	3906	0	1789	1789		0	0	0
	MARGINAL	11385	1	2848	2849		0	1	1
3	1.0 - 2.0	2436	25	1771	1796		0	0	0
	SMALL	2436	25	1771	1796		0	0	0
4	2.0 - 3.0	550	0	584	584		0	0	0
5	3.0 - 4.0	80	0	159	159		0	0	0
	SEMI MEDIUM	630	0	743	743		0	0	0
6	4.0 - 5.0	20	0	48	48		0	0	0
7	5.0 - 7.5	10	0	17	17		0	0	0
8	7.5 - 10.0	0	0	0	0		0	0	0
	MEDIUM	30	0	65	65		0	0	0
9	10.0 - 20.0	0	0	0	0		0	0	0
10	20.0 & ABOVE	0	0	0	0		0	0	0
	LARGE	0	0	0	0		0	0	0
	ALL CLASSES	14481	26	5427	5453		0	1	1

Table 6B ST Contd....

Sl. No.	Size Class (Ha)	Total Drugs And Narcotics (1399)					Guar (1401)				
		No. of Holdings	Irrigated Area	Unirrigated area	Total Area	No. of Holdings	Irrigated Area	Unirrigated area	Total Area		
1	2	3	4	5	6	7	8	9	10		
1	BELOW 0.5		1	1988	1989	28	0	0	0		
2	0.5 - 1.0		4	2512	2516	0	0	0	0		
	MARGINAL		5	4500	4505	28	0	0	0		
3	1.0 - 2.0		35	2364	2399	0	0	0	0		
	SMALL		35	2364	2399	0	0	0	0		
4	2.0 - 3.0		0	887	887	0	0	0	0		
5	3.0 - 4.0		0	283	283	0	0	0	0		
	SEMI MEDIUM		0	1170	1170	0	0	0	0		
6	4.0 - 5.0		0	74	74	0	0	0	0		
7	5.0 - 7.5		12	27	39	0	0	0	0		
8	7.5 - 10.0		0	0	0	0	0	0	0		
	MEDIUM		12	101	113	0	0	0	0		
9	10.0 - 20.0		0	0	0	0	0	0	0		
10	20.0 & ABOVE		0	38	38	0	0	0	0		
	LARGE		0	38	38	0	0	0	0		
	ALL CLASSES		52	8173	8225	28	0	0	0		

Table 6B ST Contd....

Sl. No.	Size Class (Ha)	Green Manures (1403)				Other Fooder Crops (1488)			
		No. of Holdings	Irrigated Area	Unirrigated area	Total Area	No. of Holdings	Irrigated Area	Unirrigated area	Total Area
1	2	3	4	5	6	7	8	9	10
1	BELOW 0.5	429	0	5	5		2	230	232
2	0.5 - 1.0	105	0	3	3		4	141	145
	MARGINAL	534	0	8	8		6	371	377
3	1.0 - 2.0	51	0	2	2		0	418	418
	SMALL	51	0	2	2		0	418	418
4	2.0 - 3.0	34	3	0	3		0	374	374
5	3.0 - 4.0	10	0	1	1		0	15	15
	SEMI MEDIUM	44	3	1	4		0	389	389
6	4.0 - 5.0	10	0	0	0		0	2	2
7	5.0 - 7.5	0	0	0	0		0	7	7
8	7.5 - 10.0	0	0	0	0		0	0	0
	MEDIUM	10	0	0	0		0	9	9
9	10.0 - 20.0	0	0	0	0		0	0	0
10	20.0 & ABOVE	0	0	0	0		0	0	0
	LARGE	0	0	0	0		0	0	0
	ALL CLASSES	639	3	11	14		6	1187	1193

Table 6B ST Contd....

Sl. No.	Size Class (Ha)	Fodder And Green Manures (1499)			Total Non Food Crops (1699)				
		No. of Holdings	Irrigated Area	Unirrigated area	Total Area	No. of Holdings	Irrigated Area	Unirrigated area	Total Area
1	2	3	4	5	6	7	8	9	10
1	BELOW 0.5		2	235	237		73	4239	4312
2	0.5 - 1.0		4	144	148		145	3998	4143
	MARGINAL		6	379	385		218	8237	8455
3	1.0 - 2.0		0	420	420		184	4254	4438
	SMALL		0	420	420		184	4254	4438
4	2.0 - 3.0		3	374	377		67	1886	1953
5	3.0 - 4.0		0	16	16		1	456	457
	SEMI MEDIUM		3	390	393		68	2342	2410
6	4.0 - 5.0		0	2	2		4	129	133
7	5.0 - 7.5		0	7	7		15	129	144
8	7.5 - 10.0		0	0	0		0	47	47
	MEDIUM		0	9	9		19	305	324
9	10.0 - 20.0		0	0	0		0	0	0
10	20.0 & ABOVE		0	0	0		0	39	39
	LARGE		0	0	0		0	39	39
	ALL CLASSES		9	1198	1207		489	15177	15666

TABLE 6B: ESTIMATED IRRIGATED AND UNIRRIGATED AREA BY SIZE CLASSES UNDER DIFFERENT CROPS
(AREA IN HECTARES)

STATE STABLE

OTHERS

Sl. No.	Size Class (Ha)	Paddy (0101)			Maize (0104)			Total Area	No. of Holdings	Irrigated Area	Unirrigated area	Total Area
		No. of Holdings	Irrigated Area	Unirrigated area	No. of Holdings	Irrigated Area	Unirrigated area					
1	2	3	4	5	6	7	8	9	10			
1	BELOW 0.5	175255	21569	18865	40434	349	11	41	52			
2	0.5 - 1.0	132006	33223	26481	59704	156	0	44	44			
	MARGINAL	307261	54792	45346	100138	505	11	85	96			
3	1.0 - 2.0	87767	39503	30112	69615	453	4	151	155			
	SMALL	87767	39503	30112	69615	453	4	151	155			
4	2.0 - 3.0	27012	20250	14842	35092	150	0	71	71			
5	3.0 - 4.0	9235	10211	6842	17053	81	0	60	60			
	SEMI MEDIUM	36247	30461	21604	52145	231	0	131	131			
6	4.0 - 5.0	4560	6459	4226	10685	122	6	39	45			
7	5.0 - 7.5	2520	5059	2726	7785	67	5	44	49			
8	7.5 - 10.0	737	1668	1279	2947	0	0	0	0			
	MEDIUM	7817	13186	8231	21417	189	11	83	94			
9	10.0 - 20.0	546	2655	917	3572	27	0	34	34			
10	20.0 & ABOVE	138	1368	243	1611	5	0	6	6			
	LARGE	684	4023	1160	5183	32	0	40	40			
	ALL CLASSES	439776	141965	106533	248498	1410	26	490	516			

Table 6B Others Contd....

Sl. No.	Size Class (Ha)	Ragi (0105)			Small Milllets (0108)			Total Area	
		No. of Holdings	Irrigated Area	Unirrigated area	Total Area	No. of Holdings	Irrigated Area		Unirrigated area
1	2	3	4	5	6	7	8	9	10
1	BELOW 0.5	469	3	4	7	41	0	0	0
2	0.5 - 1.0	151	2	14	16	0	0	0	0
	MARGINAL	620	5	18	23	41	0	0	0
3	1.0 - 2.0	187	0	46	46	0	0	0	0
	SMALL	187	0	46	46	0	0	0	0
4	2.0 - 3.0	75	3	45	48	19	0	0	8
5	3.0 - 4.0	51	21	18	39	0	0	0	0
	SEMI MEDIUM	126	24	63	87	19	0	0	0
6	4.0 - 5.0	0	0	0	0	0	0	0	0
7	5.0 - 7.5	0	0	0	0	0	0	0	0
8	7.5 - 10.0	0	0	0	0	0	0	0	0
	MEDIUM	0	0	0	0	0	0	0	0
9	10.0 - 20.0	2	0	0	0	0	0	0	0
10	20.0 & ABOVE	0	0	0	0	0	0	0	0
	LARGE	2	0	0	0	0	0	0	0
	ALL CLASSES	935	29	127	156	60	0	0	8

Table 6B Others Contd

Sl. No.	Size Class (Ha)	Other Cereals (0188)				Total Cereals			
		No. of Holdings	Irrigated Area	Unirrigated area	Total Area	No. of Holdings	Irrigated Area	Unirrigated area	Total Area
1	2	3	4	5	6	7	8	9	10
1	BELOW 0.5		51	220	271		21636	19130	40766
2	0.5 - 1.0		35	146	181		33260	26685	59945
	MARGINAL		86	366	452		54896	45815	100711
3	1.0 - 2.0		43	116	159		39550	30425	69975
	SMALL		43	116	159		39550	30425	69975
4	2.0 - 3.0		15	72	87		20268	15038	35306
5	3.0 - 4.0		0	21	21		10232	6941	17173
	SEMI MEDIUM		15	93	108		30500	21979	52479
6	4.0 - 5.0		23	56	79		6488	4321	10809
7	5.0 - 7.5		0	0	0		5064	2770	7834
8	7.5 - 10.0		0	0	0		1668	1279	2947
	MEDIUM		23	56	79		13220	8370	21590
9	10.0 - 20.0		0	20	20		2655	971	3626
10	20.0 & ABOVE		0	2	2		1368	251	1619
	LARGE		0	22	22		4023	1222	5245
	ALL CLASSES		167	653	820		142189	107811	250000

Table 6B Others Contd

Sl. No.	Size Class (Ha)	Gram				Turt(Arhar)(0202)			
		No. of Holdings	Irrigated Area	Unirrigated area	Total Area	No. of Holdings	Irrigated Area	Unirrigated area	Total Area
1	2	3	4	5	6	7	8	9	10
1	BELOW 0.5	414	0	27	27	1656	2	88	90
2	0.5 - 1.0	189	13	28	41	1130	2	61	63
	MARGINAL	603	13	55	68	2786	4	149	153
3	1.0 - 2.0	129	17	25	42	945	24	125	149
	SMALL	129	17	25	42	945	24	125	149
4	2.0 - 3.0	34	0	21	21	418	27	130	157
5	3.0 - 4.0	0	0	0	0	67	0	19	19
	SEMI MEDIUM	34	0	21	21	485	27	149	176
6	4.0 - 5.0	49	0	16	16	54	0	8	8
7	5.0 - 7.5	0	0	0	0	59	0	1	1
8	7.5 - 10.0	0	0	0	0	5	0	0	0
	MEDIUM	49	0	16	16	118	0	9	9
9	10.0 - 20.0	4	0	4	4	2	0	0	0
10	20.0 & ABOVE	0	0	0	0	0	0	0	0
	LARGE	4	0	4	4	2	0	0	0
	ALL CLASSES	819	30	121	151	4336	55	432	487

Table 6B Others Contd

Sl. No.	Size Class (Ha)	Urad (0203)				Moog (0204)			
		No. of Holdings	Irrigated Area	Unirrigated area	Total Area	No. of Holdings	Irrigated Area	Unirrigated area	Total Area
1	2	3	4	5	6	7	8	9	10
1	BELOW 0.5	2268	1	208	209	0	0	0	0
2	0.5 - 1.0	1324	5	180	185	0	0	0	0
	MARGINAL	3592	6	388	394	0	0	0	0
3	1.0 - 2.0	1020	21	192	213	17	0	0	0
	SMALL	1020	21	192	213	17	0	0	0
4	2.0 - 3.0	318	7	90	97	0	0	0	0
5	3.0 - 4.0	270	3	112	115	0	0	0	0
	SEMI MEDIUM	588	10	202	212	0	0	0	0
6	4.0 - 5.0	93	0	43	43	0	0	0	0
7	5.0 - 7.5	93	0	29	29	0	0	0	0
8	7.5 - 10.0	0	0	0	0	0	0	0	0
	MEDIUM	186	0	72	72	0	0	0	0
9	10.0 - 20.0	5	1	0	1	0	0	0	0
10	20.0 & ABOVE	5	0	4	4	0	0	0	0
	LARGE	10	1	4	5	0	0	0	0
	ALL CLASSES	5396	38	858	896	17	0	0	0

Table 6B Others Contd

Sl. No.	Size Class (Ha)	Horsegram (0206)			Bean (0286)				
		No. of Holdings	Irrigated Area	Unirrigated area	Total Area	No. of Holdings	Irrigated Area	Unirrigated area	Total Area
1	2	3	4	5	6	7	8	9	10
1	BELOW 0.5	27137	60	338	398	125	0	1	1
2	0.5 - 1.0	6455	95	271	366	96	1	0	1
	MARGINAL	33592	155	609	764	221	1	1	2
3	1.0 - 2.0	4715	118	245	363	0	0	0	0
	SMALL	4715	118	245	363	0	0	0	0
4	2.0 - 3.0	1597	46	198	244	0	0	0	0
5	3.0 - 4.0	798	2	45	47	0	0	0	0
	SEMI MEDIUM	2395	48	243	291	0	0	0	0
6	4.0 - 5.0	274	15	31	46	0	0	0	0
7	5.0 - 7.5	160	2	51	53	0	0	0	0
8	7.5 - 10.0	30	0	29	29	0	0	0	0
	MEDIUM	464	17	111	128	0	0	0	0
9	10.0 - 20.0	32	1	10	11	0	0	0	0
10	20.0 & ABOVE	38	15	51	66	0	0	0	0
	LARGE	70	16	61	77	0	0	0	0
	ALL CLASSES	41236	354	1269	1623	221	1	1	2

Table 6B Others Contd

Sl. No.	Size Class (Ha)	OTHER PULSES				TOTAL PULSES			
		No. of Holdings	Irrigated Area	Unirrigated area	Total Area	No. of Holdings	Irrigated Area	Unirrigated area	Total Area
1	2	3	4	5	6	7	8	9	10
1	BELOW 0.5		18	1449	1467		81	2111	2192
2	0.5 - 1.0		7	249	256		123	789	912
	MARGINAL		25	1698	1723		204	2900	3104
3	1.0 - 2.0		7	239	246		187	826	1013
	SMALL		7	239	246		187	826	1013
4	2.0 - 3.0		15	173	188		95	612	707
5	3.0 - 4.0		0	74	74		5	250	255
	SEMI MEDIUM		15	247	262		100	862	962
6	4.0 - 5.0		0	51	51		15	149	164
7	5.0 - 7.5		13	61	74		15	142	157
8	7.5 - 10.0		1	51	52		1	80	81
	MEDIUM		14	163	177		31	371	402
9	10.0 - 20.0		7	74	81		9	88	97
10	20.0 & ABOVE		7	3	10		22	58	80
	LARGE		14	77	91		31	146	177
	ALL CLASSES		75	2424	2499		553	5105	5658

Table 6B Others Contd

Sl. No.	Size Class (Ha)	Total Food Grains			Sugar Cane			Total Area	
		No. of Holdings	Irrigated Area	Unirrigated area	Total Area	No. of Holdings	Irrigated Area		Unirrigated area
1	2	3	4	5	6	7	8	9	10
1	BELOW 0.5		21717	21241	42958	5890	103	54	157
2	0.5 - 1.0		33383	27474	60857	1596	173	26	199
	MARGINAL		55100	48715	103815	7486	276	80	356
3	1.0 - 2.0		39737	31251	70988	1132	460	39	499
	SMALL		39737	31251	70988	1132	460	39	499
4	2.0 - 3.0		20363	15650	36013	883	649	73	722
5	3.0 - 4.0		10237	7191	17428	231	247	6	253
	SEMI MEDIUM		30600	22841	53441	1114	896	79	975
6	4.0 - 5.0		6503	4470	10973	247	280	2	282
7	5.0 - 7.5		5079	2912	7991	119	295	0	295
8	7.5 - 10.0		1669	1359	3028	0	0	0	0
	MEDIUM		13251	8741	21992	366	575	2	577
9	10.0 - 20.0		2664	1059	3723	25	47	9	56
10	20.0 & ABOVE		1390	309	1699	15	90	0	90
	LARGE		4054	1368	5422	40	137	9	146
	ALL CLASSES		142742	112916	255658	10138	2344	209	2553

Table 6B Others Contd

Sl. No.	Size Class (Ha)	Other Sugar Crops (0+88)				Total Sugar Crops			
		No. of Holdings	Irrigated Area	Unirrigated area	Total Area	No. of Holdings	Irrigated Area	Unirrigated area	Total Area
1	2	3	4	5	6	7	8	9	10
1	BELOW 0.5		0	12	12		103	66	169
2	0.5 - 1.0		0	10	10		173	36	209
	MARGINAL		0	22	22		276	102	378
3	1.0 - 2.0		6	1	7		466	40	506
	SMALL		6	1	7		466	40	506
4	2.0 - 3.0		0	0	0		649	73	722
5	3.0 - 4.0		0	2	2		247	8	255
	SEMI MEDIUM		0	2	2		896	81	977
6	4.0 - 5.0		0	3	3		280	5	285
7	5.0 - 7.5		0	0	0		295	0	295
8	7.5 - 10.0		0	0	0		0	0	0
	MEDIUM		0	3	3		575	5	580
9	10.0 - 20.0		0	0	0		47	9	56
10	20.0 & ABOVE		0	0	0		90	0	90
	LARGE		0	0	0		137	9	146
	ALL CLASSES		6	28	34		2350	237	2587

Table 6B Others Contd

Sl. No.	Size Class (Ha)	Pepper (Black) (0501)			Chillies (0502)			Total Area	
		No. of Holdings	Irrigated Area	Unirrigated area	Total Area	No. of Holdings	Irrigated Area		Unirrigated area
1	2	3	4	5	6	7	8	9	10
1	BELOW 0.5	1065300	959	45056	46015	54056	40	377	417
2	0.5 - 1.0	208372	764	31196	31960	7233	22	145	167
	MARGINAL	1273672	1723	76252	77975	61289	62	522	584
3	1.0 - 2.0	127080	964	34410	35374	3799	46	151	197
	SMALL	127080	964	34410	35374	3799	46	151	197
4	2.0 - 3.0	36966	577	15269	15846	1093	35	70	105
5	3.0 - 4.0	9716	227	4664	4891	311	11	5	16
	SEMI MEDIUM	46682	804	19933	20737	1404	46	75	121
6	4.0 - 5.0	5540	231	3414	3645	231	6	33	39
7	5.0 - 7.5	3021	145	2953	3098	191	39	23	62
8	7.5 - 10.0	865	115	1251	1366	21	0	3	3
	MEDIUM	9426	491	7618	8109	443	45	59	104
9	10.0 - 20.0	901	512	2107	2619	18	0	1	1
10	20.0 & ABOVE	425	272	4896	5168	13	1	0	1
	LARGE	1326	784	7003	7787	31	1	1	2
	ALL CLASSES	1458186	4766	145216	149982	66966	200	808	1008

Table 6B Others Contd

Sl. No.	Size Class (Ha)	Ginger (0503)				Turmeric (0504)			
		No. of Holdings	Irrigated Area	Unirrigated area	Total Area	No. of Holdings	Irrigated Area	Unirrigated area	Total Area
1	2	3	4	5	6	7	8	9	10
1	BELOW 0.5	16652	102	2695	2797	117718	48	1076	1124
2	0.5 - 1.0	45883	63	1953	2016	27779	62	527	589
	MARGINAL	212435	165	4648	4813	145497	110	1603	1713
3	1.0 - 2.0	31634	61	2447	2508	18541	16	557	573
	SMALL	31634	61	2447	2508	18541	16	557	573
4	2.0 - 3.0	9648	26	1107	1133	5415	6	268	274
5	3.0 - 4.0	2159	7	339	346	1208	2	84	86
	SEMI MEDIUM	11807	33	1446	1479	6623	8	352	360
6	4.0 - 5.0	1283	7	196	203	802	20	41	61
7	5.0 - 7.5	701	12	157	169	493	23	74	97
8	7.5 - 10.0	192	2	39	41	98	1	6	7
	MEDIUM	2176	21	392	413	1393	44	121	165
9	10.0 - 20.0	147	3	41	44	118	1	21	22
10	20.0 & ABOVE	50	3	48	51	19	3	92	95
	LARGE	197	6	89	95	137	4	113	117
	ALL CLASSES	258249	286	9022	9308	172191	182	2746	2928

Table 6B Others Contd

Sl. No.	Size Class (Ha)	Cardamom (0505)				Betelnuts (Arecanuts)			
		No. of Holdings	Irrigated Area	Unirrigated area	Total Area	No. of Holdings	Irrigated Area	Unirrigated area	Total Area
1	2	3	4	5	6	7	8	9	10
1	BELOW 0.5	32309	271	2071	2342	1403451	6488	17611	24099
2	0.5 - 1.0	16680	1072	2929	4001	237143	6319	7920	14239
	MARGINAL	48989	1343	5000	6343	1640594	12807	25531	38338
3	1.0 - 2.0	12251	2286	3529	5815	150003	8321	8748	17069
	SMALL	12251	2286	3529	5815	150003	8321	8748	17069
4	2.0 - 3.0	4285	1619	2111	3730	45708	4031	4372	8403
5	3.0 - 4.0	730	435	720	1155	13543	1431	1509	2940
	SEMI MEDIUM	5015	2054	2831	4885	59251	5462	5881	11343
6	4.0 - 5.0	761	563	823	1386	7285	1369	1072	2441
7	5.0 - 7.5	499	491	936	1427	3732	666	589	1255
8	7.5 - 10.0	239	719	504	1223	1129	646	339	985
	MEDIUM	1499	1773	2263	4036	12146	2681	2000	4681
9	10.0 - 20.0	393	1809	1938	3747	975	272	319	591
10	20.0 & ABOVE	247	4392	2659	7051	341	184	723	907
	LARGE	640	6201	4597	10798	1316	456	1042	1498
	ALL CLASSES	68394	13657	18220	31877	1863310	29727	43202	72929

Table 6B Others Contd

Sl. No.	Size Class (Ha)	Garlic (0507)				Coriander (0508)			
		No. of Holdings	Irrigated Area	Unirrigated area	Total Area	No. of Holdings	Irrigated Area	Unirrigated area	Total Area
1	2	3	4	5	6	7	8	9	10
1	BELOW 0.5	3597	0	19	19	6274	36	45	81
2	0.5 - 1.0	299	0	10	10	711	9	6	15
	MARGINAL	3896	0	29	29	6985	45	51	96
3	1.0 - 2.0	247	7	11	18	599	10	14	24
	SMALL	247	7	11	18	599	10	14	24
4	2.0 - 3.0	77	0	2	2	159	3	2	5
5	3.0 - 4.0	0	0	0	0	47	0	0	0
	SEMI MEDIUM	77	0	2	2	206	3	2	5
6	4.0 - 5.0	24	1	0	1	0	0	0	0
7	5.0 - 7.5	26	0	0	0	36	24	0	24
8	7.5 - 10.0	0	0	0	0	3	0	0	0
	MEDIUM	50	1	0	1	39	24	0	24
9	10.0 - 20.0	6	0	0	0	7	0	0	0
10	20.0 & ABOVE	0	0	0	0	5	0	0	0
	LARGE	6	0	0	0	12	0	0	0
	ALL CLASSES	4276	8	42	50	7841	82	67	149

Table 6B Others Contd

Sl. No.	Size Class (Ha)	Tamarind (0509)				Cumin (0510)			
		No. of Holdings	Irrigated Area	Unirrigated area	Total Area	No. of Holdings	Irrigated Area	Unirrigated area	Total Area
1	2	3	4	5	6	7	8	9	10
1	BELOW 0.5	603089	204	3912	4116	274	0	1	1
2	0.5 - 1.0	83487	59	828	887	94	0	0	0
	MARGINAL	686576	263	4740	5003	368	0	1	1
3	1.0 - 2.0	46845	62	571	633	56	0	1	1
	SMALL	46845	62	571	633	56	0	1	1
4	2.0 - 3.0	13924	10	210	220	19	0	2	2
5	3.0 - 4.0	4221	14	72	86	15	0	1	1
	SEMI MEDIUM	18145	24	282	306	34	0	3	3
6	4.0 - 5.0	2576	0	63	63	0	0	0	0
7	5.0 - 7.5	1379	5	47	52	0	0	0	0
8	7.5 - 10.0	368	0	14	14	0	0	0	0
	MEDIUM	4323	5	124	129	0	0	0	0
9	10.0 - 20.0	294	0	19	19	0	0	0	0
10	20.0 & ABOVE	86	0	8	8	0	0	0	0
	LARGE	380	0	27	27	0	0	0	0
	ALL CLASSES	756269	354	5744	6098	458	0	5	5

Table 6B Others Contd

Sl. No.	Size Class (Ha)	Other Spices And Condimen (0588)				Total Spices And Condimen (0599)			
		No. of Holdings	Irrigated Area	Unirrigated area	Total Area	No. of Holdings	Irrigated Area	Unirrigated area	Total Area
1	2	3	4	5	6	7	8	9	10
1	BELOW 0.5		1067	109	1176		9215	72972	82187
2	0.5 - 1.0		688	6	694		9058	45520	54578
	MARGINAL		1755	115	1870		18273	118492	136765
3	1.0 - 2.0		644	2	646		12417	50441	62858
	SMALL		644	2	646		12417	50441	62858
4	2.0 - 3.0		249	1	250		6556	23414	29970
5	3.0 - 4.0		102	0	102		2229	7394	9623
	SEMI MEDIUM		351	1	352		8785	30808	39593
6	4.0 - 5.0		70	0	70		2267	5642	7909
7	5.0 - 7.5		50	0	50		1455	4779	6234
8	7.5 - 10.0		10	0	10		1493	2156	3649
	MEDIUM		130	0	130		5215	12577	17792
9	10.0 - 20.0		95	0	95		2692	4446	7138
10	20.0 & ABOVE		117	0	117		4972	8426	13398
	LARGE		212	0	212		7664	12872	20536
	ALL CLASSES		3092	118	3210		52354	225190	275344

Table 6B Others Contd

Sl. No.	Size Class (Ha)	Mangoes (0601)				Citrus Fruits (0602)			
		No. of Holdings	Irrigated Area	Unirrigated area	Total Area	No. of Holdings	Irrigated Area	Unirrigated area	Total Area
1	2	3	4	5	6	7	8	9	10
1	BELOW 0.5	2394895	959	19823	20782	105322	23	646	669
2	0.5 - 1.0	289518	252	4340	4592	19032	6	162	168
	MARGINAL	2684413	1211	24163	25374	124354	29	808	837
3	1.0 - 2.0	169929	242	3436	3678	13301	10	156	166
	SMALL	169929	242	3436	3678	13301	10	156	166
4	2.0 - 3.0	50540	142	1434	1576	3959	18	53	71
5	3.0 - 4.0	13749	60	515	575	1815	11	3	14
	SEMI MEDIUM	64289	202	1949	2151	5774	29	56	85
6	4.0 - 5.0	8232	63	410	473	710	11	3	14
7	5.0 - 7.5	4114	61	181	242	435	0	6	6
8	7.5 - 10.0	1195	17	164	181	90	0	1	1
	MEDIUM	13541	141	755	896	1235	11	10	21
9	10.0 - 20.0	1121	67	371	438	165	11	9	20
10	20.0 & ABOVE	429	21	207	228	53	10	2	12
	LARGE	1550	88	578	666	218	21	11	32
	ALL CLASSES	2933722	1884	30881	32765	144882	100	1041	1141

Table 6B Others Contd

Sl. No.	Size Class (Ha)	Banana (0603)				Grapes (0604)			
		No. of Holdings	Irrigated Area	Unirrigated area	Total Area	No. of Holdings	Irrigated Area	Unirrigated area	Total Area
1	2	3	4	5	6	7	8	9	10
1	BELOW 0.5	2452932	11944	44860	56804	27814	13	306	319
2	0.5 - 1.0	288903	6507	13339	19846	5701	17	132	149
	MARGINAL	2741835	18451	58199	76650	33515	30	438	468
3	1.0 - 2.0	168187	6750	11924	18674	4642	8	191	199
	SMALL	168187	6750	11924	18674	4642	8	191	199
4	2.0 - 3.0	46768	3029	5113	8142	1405	36	79	115
5	3.0 - 4.0	13175	1216	1479	2695	210	0	12	12
	SEMI MEDIUM	59943	4245	6592	10837	1615	36	91	127
6	4.0 - 5.0	7116	928	999	1927	179	0	20	20
7	5.0 - 7.5	3888	652	560	1212	89	0	4	4
8	7.5 - 10.0	1011	287	284	571	20	0	0	0
	MEDIUM	12015	1867	1843	3710	288	0	24	24
9	10.0 - 20.0	1047	310	243	553	26	0	1	1
10	20.0 & ABOVE	358	384	1057	1441	5	0	34	34
	LARGE	1405	694	1300	1994	32	0	35	35
	ALL CLASSES	2983385	32007	79858	111865	40092	74	779	853

Table 6B Others Contd

Sl. No.	Size Class (Ha)	Pome Fruits (0605)				Papaya (0606)			
		No. of Holdings	Irrigated Area	Unirrigated area	Total Area	No. of Holdings	Irrigated Area	Unirrigated area	Total Area
1	2	3	4	5	6	7	8	9	10
1	BELOW 0.5	3809	9	19	28	813520	288	4046	4334
2	0.5 - 1.0	508	3	17	20	95946	73	552	625
	MARGINAL	4317	12	36	48	909466	361	4598	4959
3	1.0 - 2.0	194	15	12	27	57682	95	431	526
	SMALL	194	15	12	27	57682	95	431	526
4	2.0 - 3.0	156	7	36	43	17607	11	125	136
5	3.0 - 4.0	22	0	0	0	4717	8	46	54
	SEMI MEDIUM	178	7	36	43	22324	19	171	190
6	4.0 - 5.0	26	3	3	6	2914	1	19	20
7	5.0 - 7.5	0	0	0	0	1594	1	28	29
8	7.5 - 10.0	0	0	0	0	379	0	1	1
	MEDIUM	26	3	3	6	4887	2	48	50
9	10.0 - 20.0	6	0	0	0	371	0	5	5
10	20.0 & ABOVE	0	0	0	0	135	1	246	247
	LARGE	6	0	0	0	506	1	251	252
	ALL CLASSES	4721	37	87	124	994865	478	5499	5977

Table 6B Others Contd

Sl. No.	Size Class (Ha)	Guava (0607)				Cashew (0609)			
		No. of Holdings	Irrigated Area	Unirrigated area	Total Area	No. of Holdings	Irrigated Area	Unirrigated area	Total Area
1	2	3	4	5	6	7	8	9	10
1	BELOW 0.5	517178	174	2637	2811	801568	332	18338	18670
2	0.5 - 1.0	60170	41	378	419	134837	179	12531	12710
	MARGINAL	577348	215	3015	3230	936405	511	30869	31380
3	1.0 - 2.0	37389	9	295	304	80078	220	15008	15228
	SMALL	37389	9	295	304	80078	220	15008	15228
4	2.0 - 3.0	11360	7	189	196	24467	70	8346	8416
5	3.0 - 4.0	3354	25	26	51	6884	36	3200	3236
	SEMI MEDIUM	14714	32	215	247	31351	106	11546	11652
6	4.0 - 5.0	2007	0	17	17	3465	6	2752	2758
7	5.0 - 7.5	1216	1	4	5	1830	12	1812	1824
8	7.5 - 10.0	306	0	1	1	517	2	773	775
	MEDIUM	3529	1	22	23	5812	20	5337	5357
9	10.0 - 20.0	267	0	10	10	455	0	752	752
10	20.0 & ABOVE	98	13	4	17	187	2	6079	6081
	LARGE	365	13	14	27	642	2	6831	6833
	ALL CLASSES	633345	270	3561	3831	1054288	859	69591	70450

Table 6B Others Contd

Sl. No.	Size Class (Ha)	Plum (0613)				Jack (0614)			
		No. of Holdings	Irrigated Area	Unirrigated area	Total Area	No. of Holdings	Irrigated Area	Unirrigated area	Total Area
1	2	3	4	5	6	7	8	9	10
1	BELOW 0.5	1004	0	5	5	2289521	665	19513	20178
2	0.5 - 1.0	222	3	9	12	296537	176	4873	5049
	MARGINAL	1226	3	14	17	2586058	841	24386	25227
3	1.0 - 2.0	50	1	0	1	171010	126	3843	3969
	SMALL	50	1	0	1	171010	126	3843	3969
4	2.0 - 3.0	15	0	0	0	49152	41	1588	1629
5	3.0 - 4.0	0	0	0	0	13767	25	510	535
	SEMI MEDIUM	15	0	0	0	62919	66	2098	2164
6	4.0 - 5.0	16	0	0	0	7362	4	313	317
7	5.0 - 7.5	0	0	0	0	3905	52	178	230
8	7.5 - 10.0	0	0	0	0	1133	1	108	109
	MEDIUM	16	0	0	0	12400	57	599	656
9	10.0 - 20.0	0	0	0	0	958	18	107	125
10	20.0 & ABOVE	0	0	0	0	398	1	100	101
	LARGE	0	0	0	0	1356	19	207	226
	ALL CLASSES	1307	4	14	18	2833743	1109	31133	32242

Table 6B Others Contd

Sl. No.	Size Class (Ha)	Pneapple (0616)				Lemon (0617)			
		No. of Holdings	Irrigated Area	Unirrigated area	Total Area	No. of Holdings	Irrigated Area	Unirrigated area	Total Area
1	2	3	4	5	6	7	8	9	10
1	BELOW 0.5	115482	65	1159	1224	23571	1	138	139
2	0.5 - 1.0	24344	63	716	779	4902	0	31	31
	MARGINAL	139826	128	1875	2003	28473	1	169	170
3	1.0 - 2.0	17309	90	1134	1224	2838	2	16	18
	SMALL	17309	90	1134	1224	2838	2	16	18
4	2.0 - 3.0	5424	48	483	581	1062	0	6	6
5	3.0 - 4.0	1551	51	235	286	298	0	2	2
	SEMI MEDIUM	6975	99	718	817	1360	0	8	8
6	4.0 - 5.0	1024	48	115	163	163	0	0	0
0	5.0 - 7.5	569	42	97	139	81	0	0	0
8	7.5 - 10.0	187	2	12	14	77	0	1	1
	MEDIUM	1780	92	224	316	321	0	1	1
9	10.0 - 20.0	123	7	4	11	31	0	0	0
10	20.0 & ABOVE	46	2	12	14	0	0	0	0
	LARGE	169	9	16	25	31	0	0	0
	ALL CLASSES	166059	418	3967	4385	33085	3	194	197

Table 6B Others Contd

Sl. No.	Size Class (Ha)	Orange (0618)				Chiku (0619)			
		No. of Holdings	Irrigated Area	Unirrigated area	Total Area	No. of Holdings	Irrigated Area	Unirrigated area	Total Area
1	2	3	4	5	6	7	8	9	10
1	BELOW 0.5	5414	0	42	42	8348	16	45	61
2	0.5 - 1.0	988	1	14	15	964	3	5	8
	MARGINAL	6402	1	56	57	9312	19	50	69
3	1.0 - 2.0	653	0	10	10	386	1	7	8
	SMALL	653	0	10	10	386	1	7	8
4	2.0 - 3.0	160	8	2	10	135	0	2	2
5	3.0 - 4.0	52	0	2	2	34	0	0	0
	SEMI MEDIUM	212	8	4	12	169	0	2	2
6	4.0 - 5.0	39	0	2	2	26	0	1	1
7	5.0 - 7.5	59	0	5	5	0	0	0	0
8	7.5 - 10.0	53	0	2	2	0	0	0	0
	MEDIUM	151	0	9	9	26	0	1	1
9	10.0 - 20.0	16	0	2	2	4	0	0	0
10	20.0 & ABOVE	0	0	0	0	0	0	0	0
	LARGE	16	0	2	2	4	0	0	0
	ALL CLASSES	7434	9	81	90	9897	20	60	80

Table 6B Others Contd

Sl. No.	Size Class (Ha)	Other Fruits				Total Fruits			
		No. of Holdings	Irrigated Area	Unirrigated area	Total Area	No. of Holdings	Irrigated Area	Unirrigated area	Total Area
1	2	3	4	5	6	7	8	9	10
1	BELOW 0.5		184	2162	2346		14673	113739	128412
2	0.5 - 1.0		52	553	605		7376	37652	45028
	MARGINAL		236	2715	2951		22049	151391	173440
3	1.0 - 2.0		41	436	477		7610	36899	44509
	SMALL		41	436	477		7610	36899	44509
4	2.0 - 3.0		32	184	216		3449	17640	21089
5	3.0 - 4.0		7	29	36		1439	6059	7498
	SEMI MEDIUM		39	213	252		4888	23699	28587
6	4.0 - 5.0		3	56	59		1067	4710	5777
7	5.0 - 7.5		2	43	45		823	2918	3741
8	7.5 - 10.0		0	11	11		309	1358	1667
	MEDIUM		5	110	115		2199	8986	11185
9	10.0 - 20.0		2	55	57		415	1559	1974
10	20.0 & ABOVE		0	34	34		434	7775	8209
	LARGE		2	89	91		849	9334	10183
	ALL CLASSES		323	3563	3886		37595	230309	267904

Table 6B Others Contd

Sl. No.	Size Class (Ha)	Topioca (0702)			Sweet Potato (0703)			Total Area	
		No. of Holdings	Irrigated Area	Unirrigated area	Total Area	No. of Holdings	Irrigated Area		Unirrigated area
1	2	3	4	5	6	7	8	9	10
1	BELOW 0.5	669261	1515	21635	23150	14384	17	221	238
2	0.5 - 1.0	107960	673	8684	9357	2398	17	115	132
	MARGINAL	777221	2188	30319	32507	16782	34	336	370
3	1.0 - 2.0	63611	634	7295	7929	1804	12	174	186
	SMALL	63611	634	7295	7929	1804	12	174	186
4	2.0 - 3.0	17934	349	3041	3390	408	3	52	55
5	3.0 - 4.0	5113	97	1105	1202	208	0	71	71
	SEMI-MEDIUM	23047	446	4146	4592	616	3	123	126
6	4.0 - 5.0	2795	116	655	771	36	0	19	19
7	5.0 - 7.5	1247	30	450	480	42	1	2	3
8	7.5 - 10.0	233	21	106	127	22	0	11	11
	MEDIUM	4275	167	1211	1378	100	1	32	33
9	10.0 - 20.0	303	20	112	132	7	0	0	0
10	20.0 & ABOVE	88	48	59	107	0	0	0	0
	LARGE	391	68	171	239	7	0	0	0
	ALL CLASSES	868545	3503	43142	46645	19309	50	665	715

Table 6B Others Contd

Sl. No.	Size Class (Ha)	Onion (0704)			Carrot (0705)				
		No. of Holdings	Irrigated Area	Unirrigated area	Total Area	No. of Holdings	Irrigated Area	Unirrigated area	Total Area
1	2	3	4	5	6	7	8	9	10
1	BELOW 0.5	1481	0	12	12	168	0	3	3
2	0.5 - 1.0	316	4	9	13	18	3	0	3
	MARGINAL	1797	4	21	25	186	3	3	6
3	1.0 - 2.0	89	1	0	1	12	0	1	1
	SMALL	89	1	0	1	12	0	1	1
4	2.0 - 3.0	19	0	0	0	0	0	0	0
5	3.0 - 4.0	15	6	0	6	0	0	0	0
	SEMI MEDIUM	34	6	0	6	0	0	0	0
6	4.0 - 5.0	36	1	0	1	0	0	0	0
7	5.0 - 7.5	0	0	0	0	0	0	0	0
8	7.5 - 10.0	0	0	0	0	0	0	0	0
	MEDIUM	36	1	0	1	0	0	0	0
9	10.0 - 20.0	0	0	0	0	0	0	0	0
10	20.0 & ABOVE	5	2	0	2	0	0	0	0
	LARGE	5	2	0	2	0	0	0	0
	ALL CLASSES	1961	14	21	35	198	3	4	7

Table 6B Others Contd

Sl. No.	Size Class (Ha)	Tomato (0706)				Spinach (0707)			
		No. of Holdings	Irrigated Area	Unirrigated area	Total Ar	No. of Holdings	Irrigated Area	Unirrigated area	Total Area
1	2	3	4	5		8	9	10	
1	BELOW 0.5	1660	3	22	25	0	8	8	
2	0.5 - 1.0	483	14	31	45	0	0	0	
	MARGINAL	2143	17		70	0	8	8	
3	1.0 - 2.0	536	98	1	149	0	0	0	
	SMALL	556	98	51	149	0	0	0	
4	2.0 - 3.0	312	64	18	82	51	2	4	
5	3.0 - 4.0	95	24	6	30	0	0	0	
	SEMI MEDIUM	407	24	24	112	51	2	4	
6	4.0 - 5.0	163	34	29	63	0	0	0	
7	5.0 - 7.5	83	32	13	45	0	0	0	
8	7.5 - 10.0	16	0	46	46	0	0	0	
	MEDIUM	~2	66	88	154	0	0	0	
9	10.0 - 20.0	0	0	0	0	0	0	0	
10	20.0 & ABOVE	5	2	10	12	3	0	7	
	LARGE	5	2	10	12	3	0	7	
	ALL CLASSES	3373	271	226	497	493	2	19	
								21	

Table 6B Others Contd

Sl. No.	Size Class (Ha)	Brinjal (0708)				Peas (0709)			
		No. of Holdings	Irrigated Area	Unirrigated area	Total Area	No. of Holdings	Irrigated Area	Unirrigated area	Total Area
1	2	3	4	5	6	7	8	9	10
1	BELOW 0.5	29978	51	231	282	1597	3	42	45
2	0.5 - 1.0	5000	30	33	63	418	0	12	12
	MARGINAL	34978	81	264	345	5015	3	54	57
3	1.0 - 2.0	2928	35	28	63	207	0	26	26
	SMALL	2928	35	28	63	207	0	26	26
4	2.0 - 3.0	757	6	5	11	81	0	0	0
5	3.0 - 4.0	274	0	1	1	0	0	0	0
	SEMI MEDIUM	1031	6	6	12	81	0	0	0
6	4.0 - 5.0	126	6	0	6	0	0	0	0
7	5.0 - 7.5	92	6	7	13	0	0	0	0
8	7.5 - 10.0	36	20	0	20	0	0	0	0
	MEDIUM	254	32	7	39	0	0	0	0
9	10.0 - 20.0	14	0	0	0	0	0	0	0
10	20.0 & ABOVE	24	4	0	4	0	0	0	0
	LARGE	38	4	0	4	0	0	0	0
	ALL CLASSES	39229	158	305	463	5303	3	80	83

Table 6B Others Contd

Sl. No.	Size Class (Ha)	Lady's Finger (0710)				Cabbage (0711)			
		No. of Holdings	Irrigated Area	Unirrigated area	Total Area	No. of Holdings	Irrigated Area	Unirrigated area	Total Area
1	2	3	4	5	6	7	8	9	10
1	BELOW 0.5	449	0	1	1	1246	2	5	7
2	0.5 - 1.0	0	0	0	0	264	0	1	1
	MARGINAL	449	0	1	1	1510	2	6	8
3	1.0 - 2.0	59	5	1	6	61	0	0	0
	SMALL	59	5	1	6	61	0	0	0
4	2.0 - 3.0	0	0	0	0	10	0	0	0
5	3.0 - 4.0	0	0	0	0	0	0	0	0
	SEMI MEDIUM	0	0	0	0	10	0	0	0
6	4.0 - 5.0	0	0	0	0	0	0	0	0
7	5.0 - 7.5	0	0	0	0	0	0	0	0
8	7.5 - 10.0	0	0	0	0	0	0	0	0
	MEDIUM	0	0	0	0	0	0	0	0
9	10.0 - 20.0	0	0	0	0	0	0	0	0
10	20.0 & ABOVE	0	0	0	0	0	0	0	0
	LARGE	0	0	0	0	0	0	0	0
	ALL CLASSES	508	5	2	7	1581	2	6	8

Table 6B Others Contd

Sl. No.	Size Class (Ha)	Cauliflower (0712)				Leafy Vegetables (0713)			
		No. of Holdings	Irrigated Area	Unirrigated area	Total Area	No. of Holdings	Irrigated Area	Unirrigated area	Total Area
1	2	3	4	5	6	7	8	9	10
1	BELOW 0.5	1283	0	21	21	35	0	0	0
2	0.5 - 1.0	116	0	2	2	0	0	0	0
	MARGINAL	1399	0	23	23	35	0	0	0
3	1.0 - 2.0	92	0	3	3	0	0	0	0
	SMALL	92	0	3	3	0	0	0	0
4	2.0 - 3.0	46	0	2	2	0	0	0	0
5	3.0 - 4.0	0	0	0	0	0	0	0	0
	SEMI MEDIUM	46	0	2	2	0	0	0	0
6	4.0 - 5.0	0	0	0	0	0	0	0	0
7	5.0 - 7.5	0	0	0	0	0	0	0	0
8	7.5 - 10.0	0	0	0	0	0	0	0	0
	MEDIUM	0	0	0	0	0	0	0	0
9	10.0 - 20.0	0	0	0	0	0	0	0	0
10	20.0 & ABOVE	0	0	0	0	0	0	0	0
	LARGE	0	0	0	0	0	0	0	0
	ALL CLASSES	1537	0	28	28	35	0	0	0

Table 6B Others Contd

Sl. No.	Size Class (Ha)	Cucumber (0714)				Gourds (0715)			
		No. of Holdings	Irrigated Area	Unirrigated area	Total Area	No. of Holdings	Irrigated Area	Unirrigated area	Total Area
1	2	3	4	5	6	7	8	9	10
1	BELOW 0.5	2112	0	11	11	630	0	3	3
2	0.5 - 1.0	202	0	0	0	38	0	1	1
	MARGINAL	2314	0	11	11	668	0	4	4
3	1.0 - 2.0	88	0	0	0	57	0	1	1
	SMALL	88	0	0	0	57	0	1	1
4	2.0 - 3.0	78	0	2	2	16	0	0	0
5	3.0 - 4.0	0	0	0	0	0	0	0	0
	SEMI MEDIUM	78	0	2	2	16	0	0	0
6	4.0 - 5.0	10	0	0	0	0	0	0	0
7	5.0 - 7.5	30	0	0	0	0	0	0	0
8	7.5 - 10.0	16	0	0	0	0	0	0	0
	MEDIUM	64	0	0	0	0	0	0	0
9	10.0 - 20.0	0	0	0	0	0	0	0	0
10	20.0 & ABOVE	0	0	0	0	0	0	0	0
	LARGE	0	0	0	0	0	0	0	0
	ALL CLASSES	2544	0	13	13	741	0	5	5

Table 6B Others Contd.....

Sl. No.	Size Class (Ha)	Vench (Guar) (0716)				Other Vegetables			
		No. of Holdings	Irrigated Area	Unirrigated area	Total Area	No. of Holdings	Irrigated Area	Unirrigated area	Total Area
1	2	3	4	5	6	7	8	9	10
1	BELOW 0.5	523	0	1	1		2218	7740	9958
2	0.5 - 1.0	206	1	1	2		1132	1925	3057
	MARGINAL	729	1	2	3		3350	9665	13015
3	1.0 - 2.0	35	0	0	0		1034	1572	2606
	SMALL	35	0	0	0		1034	1572	2606
4	2.0 - 3.0	13	0	0	0		509	616	1125
5	3.0 - 4.0	21	0	0	0		112	163	275
	SEMI MEDIUM	34	0	0	0		621	779	1400
6	4.0 - 5.0	0	0	0	0		127	107	234
7	5.0 - 7.5	0	0	0	0		65	76	141
8	7.5 - 10.0	0	0	0	0		67	31	98
	MEDIUM	0	0	0	0		259	214	473
9	10.0 - 20.0	0	0	0	0		79	19	98
10	20.0 & ABOVE	0	0	0	0		40	671	711
	LARGE	0	0	0	0		119	690	809
	ALL CLASSES	798	1	2	3		5383	12920	18303

Table 6B Others Contd.....

Sl. No.	Size Class (Ha)	Total Vegetables			Other Food Crops				
		No. of Holdings	Irrigated Area	Unirrigated area	Total Area	No. of Holdings	Irrigated Area	Unirrigated area	Total Area
1	2	3	4	5	6	7	8	9	10
1	BELOW 0.5		3809	29956	33765		281	3499	3780
2	0.5 - 1.0		1874	10814	12688		89	1374	1463
	MARGINAL		5683	40770	46453		370	4873	5243
3	1.0 - 2.0		1819	9152	10971		49	1146	1195
	SMALL		1819	9152	10971		49	1146	1195
4	2.0 - 3.0		933	3740	4673		26	515	541
5	3.0 - 4.0		239	1346	1585		21	155	176
	SEMI MEDIUM		1172	5086	6258		47	670	717
6	4.0 - 5.0		284	810	1094		1	141	142
7	5.0 - 7.5		134	548	682		9	76	85
8	7.5 - 10.0		108	194	302		1	25	26
	MEDIUM		526	1552	2078		11	242	253
9	10.0 - 20.0		99	131	230		0	47	47
10	20.0 & ABOVE		96	747	843		0	1	1
	LARGE		195	878	1073		0	48	48
	ALL CLASSES		9395	57438	66833		477	6979	7486

Table 6B Others Contd....

Sl. No.	Size Class (Ha)	Total Food Crops				Total Other Food Crops			
		No. of Holdings	Irrigated Area	Unirrigated area	Total Area	No. of Holdings	Irrigated Area	Unirrigated area	Total Area
1	2	3	4	5	6	7	8	9	10
1	BELOW 0.5		281	3499	3780		49798	241473	291271
2	0.5 - 1.0		89	1374	1463		51953	122870	174823
	MARGINAL		370	4873	5243		101751	364343	466094
3	1.0 - 2.0		49	1146	1195		62098	128929	191027
	SMALL		49	1146	1195		62098	128929	191027
4	2.0 - 3.0		26	515	541		31976	61032	93008
5	3.0 - 4.0		21	155	176		14412	22153	36565
	SEMI MEDIUM		47	670	717		46388	83185	129573
6	4.0 - 5.0		1	141	142		10402	15778	26180
7	5.0 - 7.5		9	76	85		7795	11233	19028
8	7.5 - 10.0		1	25	26		3580	5092	8672
	MEDIUM		11	242	253		21777	32103	53880
9	10.0 - 20.0		0	47	47		5917	7251	13168
10	20.0 & ABOVE		0	1	1		6982	17258	24240
	LARGE		0	48	48		12899	24509	37408
	ALL CLASSES		477	6979	7456		244913	633069	877982

Table 6B Others Contd

Sl. No.	Size Class (Ha)	Groundnut (1001)				Castor Seed (1002)			
		No. of Holdings	Irrigated Area	Unirrigated area	Total Area	No. of Holdings	Irrigated Area	Unirrigated area	Total Area
1	2	3	4	5	6	7	8	9	10
1	BELOW 0.5	1707	57	267	324	483	4	2	6
2	0.5 - 1.0	996	92	306	398	208	30	2	32
	MARGINAL	2703	149	573	722	691	34	4	38
3	1.0 - 2.0	1718	244	949	1193	121	0	4	4
	SMALL	1718	244	949	1193	121	0	4	4
4	2.0 - 3.0	827	79	678	757	44	0	18	18
5	3.0 - 4.0	397	140	523	663	0	0	0	0
	SEMI MEDIUM	1224	219	1201	1420	44	0	18	18
6	4.0 - 5.0	421	158	396	554	16	0	1	1
7	5.0 - 7.5	157	70	203	273	0	0	0	0
8	7.5 - 10.0	55	11	114	125	0	0	0	0
	MEDIUM	633	239	713	952	16	0	1	1
9	10.0 - 20.0	45	76	120	196	0	0	0	0
10	20.0 & ABOVE	20	27	75	102	0	0	0	0
	LARGE	65	103	195	298	0	0	0	0
	ALL CLASSES	6343	954	3631	4585	872	34	27	61

Table 66 Others Contd

Sl. No.	Size Class (Ha)	Sesamum (till) (1003)				Coconut (1006)			
		No. of Holdings	Irrigated Area	Unirrigated area	Total Area	No. of Holdings	Irrigated Area	Unirrigated area	Total Area
1	2	3	4	5	6	7	8	9	10
1	BELOW 0.5	2657	19	211	230	4188911	48005	271726	319731
2	0.5 - 1.0	1250	40	18	222	414480	25021	96774	121795
	MARGINAL	3907	59	393	452	4603391	73026	368500	441526
3	1.0 - 2.0	780	25	164	189	233749	24637	75156	99793
	SMALL	780	25	164	139	233749	24637	75156	99793
4	2.0 - 3.0	337	38	69	107	67023	11834	32597	44431
5	3.0 - 4.0	110	0	30	30	19150	4918	11934	16852
	SEMI MEDIUM	447	38	99	137	86173	16752	44531	61283
6	4.0 - 5.0	42	0	16	16	10429	3736	8346	12082
7	5.0 - 7.5	27	0	45	45	5487	2508	5324	7832
8	7.5 - 10.0	38	1	14	14	1483	1019	1889	2908
	MEDIUM	107	0	75	75	17399	7263	15559	22822
9	10.0 - 20.0	7	1	3	4	1419	1149	2303	3452
10	20.0 & ABOVE	0	0	0	0	557	1101	7566	8667
	LARGE	7	1	3	4	1976	2250	9869	12119
	ALL CLASSES	5248	123	734	857	4942688	123928	513615	637543

Table 6B Others Contd

Sl. No.	Size Class (Ha)	Soyabean (1009)			Other Oil Seeds				
		No. of Holdings	Irrigated Area	Unirrigated area	Total Area	No. of Holdings	Irrigated Area	Unirrigated area	Total Area
1	2	3	4	5	6	7	8	9	10
1	BELOW 0.5	468	2	15	17		62	424	486
2	0.5 - 1.0	75	0	18	18		20	203	223
	MARGINAL	543	2	33	35		82	627	709
3	1.0 - 2.0	34	0	6	6		22	185	207
	SMALL	34	0	6	6		22	185	207
4	2.0 - 3.0	0	0	0	0		61	54	115
5	3.0 - 4.0	0	0	0	0		39	62	101
	SEMI MEDIUM	0	0	0	0		100	116	216
6	4.0 - 5.0	0	0	0	0		31	12	43
7	5.0 - 7.5	0	0	0	0		0	24	24
8	7.5 - 10.0	0	0	0	0		10	1	11
	MEDIUM	0	0	0	0		41	37	78
9	10.0 - 20.0	0	0	0	0		3	7	10
10	20.0 & ABOVE	0	0	0	0		0	412	412
	LARGE	0	0	0	0		3	419	422
	ALL CLASSES	577	2	39	41		248	1384	1632

Table 6B Others Contd

Sl. No.	Size Class (Ha)	Total Oil Seeds			Cotton (1101)				
		No. of Holdings	Irrigated Area	Unirrigated area	Total Area	No. of Holdings	Irrigated Area	Unirrigated area	Total Area
1	2	3	4	5	6	7	8	9	10
1	BELOW 0.5		48149	272645	320794	2918	7	100	107
2	0.5 - 1.0		25203	97485	122688	1098	29	259	288
	MARGINAL		73352	370130	443482	4016	36	359	395
3	1.0 - 2.0		24928	76464	101392	1471	206	765	971
	SMALL		24928	76464	101392	1471	206	765	971
4	2.0 - 3.0		12012	33416	45428	751	192	492	684
5	3.0 - 4.0		5097	12549	17646	257	43	302	345
	SEMI MEDIUM		17109	45965	63074	1008	235	794	1029
6	4.0 - 5.0		3925	8771	12696	253	136	226	362
7	5.0 - 7.5		2578	5596	8174	121	39	106	145
8	7.5 - 10.0		1040	2018	3058	0	0	0	0
	MEDIUM		7543	16385	23928	374	175	332	507
9	10.0 - 20.0		1229	2433	3662	18	9	8	17
10	20.0 & ABOVE		1128	8053	9181	23	21	40	61
	LARGE		2357	10486	12843	41	30	48	78
	ALL CLASSES		125289	519430	644719	6910	682	2298	2980

Table 6B Others Contd

Sl. No.	Size Class (Ha)	Total Fibres			Other Dyes				
		No. of Holdings	Irrigated Area	Unirrigated area	Total Area	No. of Holdings	Irrigated Area	Unirrigated area	Total Area
1	2	3	4	5	6	7	8	9	10
1	BELOW 0.5		7	100	107		1	20	21
2	0.5 - 1.0		29	259	288		0	3	3
	MARGINAL		36	359	395		1	23	24
3	1.0 - 2.0		206	765	971		1	13	14
	SMALL		206	765	971		1	13	14
4	2.0 - 3.0		192	492	684		0	33	33
5	3.0 - 4.0		43	302	345		0	0	0
	SEMI MEDIUM		235	794	1029		0	33	33
6	4.0 - 5.0		136	226	362		0	36	36
7	5.0 - 7.5		39	106	145		0	0	0
8	7.5 - 10.0		0	0	0		0	0	0
	MEDIUM		175	332	507		0	36	36
9	10.0 - 20.0		9	8	17		0	0	0
10	20.0 & ABOVE		21	40	61		0	0	0
	LARGE		30	48	78		0	0	0
	ALL CLASSES		682	2298	2980		2	105	107

Table 6B Others Contd

Sl. No.	Size Class (Ha)	Total Dyes			Tobacco (1302)				
		No of Holdings	Irrigated Area	Unirrigated area	Total Area	No. of Holdings	Irrigated Area	Unirrigated area	Total Area
1	2		4	5	6	7	8	9	10
1	BELOW 0.5		1	20	21	169	4	4	8
2	0.5 - 1.0		0	3	3	59	1	0	1
	MARGINAL		1	23	24	228	5	4	9
3	1.0 - 2.0		1	13	14	52	1	4	5
	SMALL		1	13	14	52	1	4	5
4	2.0 - 3.0		0	33	33	19	8	0	8
5	3.0 - 4.0		0	0	0	0	0	0	0
	SEMI MEDIUM		0	33	33	19	8	0	8
6	4.0 - 5.0		0	36	36	0	0	0	0
7	5.0 - 7.5		0	0	0	0	0	0	0
8	7.5 - 10.0		0	0	0	0	0	0	0
	MEDIUM		0	36	36	0	0	0	0
9	10.0 - 20.0		0	0	0	0	0	0	0
10	20.0 & ABOVE		0	0	0	0	0	0	0
	LARGE		0	0	0	0	0	0	0
	ALL CLASSES		2	105	107	299	14	8	22

Table 6B Others Contd

Sl. No.	Size Class (Ha)	Tea (1303)			Coffee (1304)				
		No. of Holdings	Irrigated Area	Unirrigated area	Total Area	No. of Holdings	Irrigated Area	Unirrigated area	Total Area
1	2		4	5	6	7	8	9	10
1	BELOW 0.5	6550	0	433	433	262792	63	10045	10108
2	0.5 - 1.0	3591	5	653	658	76507	61	9507	9568
	MARGINAL	10141	5	1086	1091	339299	124	19552	19676
3	1.0 - 2.0	4073	8	1236	1244	56538	149	12335	12484
	SMALL	4073	8	1236	1244	56538	149	12335	12484
4	2.0 - 3.0	1468	33	872	905	18552	203	6177	6380
5	3.0 - 4.0	318	11	191	202	4957	81	2043	2124
	SEMI MEDIUM	1786	44	1063	1107	23509	284	8220	8504
6	4.0 - 5.0	172	0	641	641	2974	84	1908	1992
7	5.0 - 7.5	64	0	102	102	1612	237	2013	2250
8	7.5 - 10.0	18	0	5	5	541	118	1124	1242
	MEDIUM	254	0	748	748	5127	439	5045	5484
9	10.0 - 20.0	42	2	116	118	765	640	1512	2152
10	20.0 & ABOVE	54	1078	8094	9172	366	671	7973	8644
	LARGE	96	1080	8210	9290	1131	1311	9485	10796
	ALL CLASSES	16350	1137	12343	13480	425604	2307	54637	56944

Table 6B Others Contd

Sl. No.	Size Class (Ha)	Rubber						Other Drugs and Narcotics (1388)			
		No. of Holdings	Irrigated Area	Unirrigated area	Total Area	No. of Holdings	Irrigated Area	Unirrigated area	Total Area		
1	2	3	4	5	6	7	8	9	10		
1	BELOW 0.5	447741	313	63377	63690		38	328	366		
2	0.5 - 1.0	195035	489	74987	75476		36	233	269		
	MARGINAL	642776	802	138364	139166		74	561	635		
3	1.0 - 2.0	139337	833	95431	96264		82	308	390		
	SMALL	139537	833	95431	96264		82	308	390		
4	2.0 - 3.0	44252	671	50233	50904		23	89	112		
5	3.0 - 4.0	12441	185	19044	19229		19	54	73		
	SEMI MEDIUM	56693	856	69277	70133		42	143	185		
6	4.0 - 5.0	7196	90	15395	15485		3	26	29		
7	5.0 - 7.5	3799	190	10746	10936		28	14	42		
8	7.5 - 10.0	1046	83	4845	4928		15	4	19		
	MEDIUM	12041	363	30986	31349		46	44	90		
9	10.0 - 20.0	1055	141	7731	7872		0	20	20		
10	20.0 & ABOVE	371	74	19868	19942		0	62	62		
	LARGE	1426	215	27599	27814		0	82	82		
	ALL CLASSES	852473	3069	361657	364726		244	1138	1382		

Table 6B Others Contd

Sl. No.	Size Class (Ha)	Total Drugs and Narcotics (1399)			Guar (1401)				
		No. of Holdings	Irrigated Area	Unirrigated area	Total Area	No. of Holdings	Irrigated Area	Unirrigated area	Total Area
1	2	3	4	5	6	7	8	9	10
1	BELOW 0.5		418	74187	74605	296	0	6	6
2	0.5 - 1.0		592	85380	85972	0	0	0	0
	MARGINAL		1010	159567	160577	296	0	6	6
3	1.0 - 2.0		1073	109314	110387	35	0	0	0
	SMALL		1073	109314	110387	35	0	0	0
4	2.0 - 3.0		938	57371	58309	32	0	0	0
5	3.0 - 4.0		296	21332	21628	0	0	0	0
	SEMI MEDIUM		1234	78703	79937	82	0	0	0
6	4.0 - 5.0		177	17970	18147	0	0	0	0
7	5.0 - 7.5		455	12875	13330	0	0	0	0
8	7.5 - 10.0		216	5978	6194	0	0	0	0
	MEDIUM		848	36823	37671	0	0	0	0
9	10.0 - 20.0		783	9379	10162	0	0	0	0
10	20.0 & ABOVE		1823	35997	37820	0	0	0	0
	LARGE		2606	45376	47982	0	0	0	0
	ALL CLASSES		6771	429783	436554	363	0	6	6

Table 6B Others Contd

Sl. No.	Size Class (Ha)	Oats (1402)				Green Manures (1403)				Total Area
		No. of Holdings	Irrigated Area	Unirrigated area	Total Area	No. of Holdings	Irrigated Area	Unirrigated area		
1	2	3	4	5	6	7	8	9	10	
1	BELOW 0.5	222	0	0	0	91552	37	932	969	
2	0.5 - 1.0	38	0	0	0	17551	18	422	440	
	MARGINAL	260	0	0	0	109103	55	1354	1409	
3	1.0 - 2.0	18	0	1	1	9736	28	391	419	
	SMALL	18	0	1	1	9736	28	391	419	
4	2.0 - 3.0	17	0	0	0	3217	12	191	203	
5	3.0 - 4.0	22	0	0	0	733	11	31	42	
	SEMI MEDIUM	39	0	0	0	3950	23	222	245	
6	4.0 - 5.0	11	0	2	2	666	24	50	74	
7	5.0 - 7.5	0	0	0	0	216	2	31	33	
8	7.5 - 10.0	0	0	0	0	107	1	4	5	
	MEDIUM	11	0	2	2	989	27	85	112	
9	10.0 - 20.0	0	0	0	0	111	9	25	34	
10	20.0 & ABOVE	0	0	0	0	39	0	6	6	
	LARGE	0	0	0	0	150	9	31	40	
	ALL CLASSES	328	0	3	3	123928	142	2083	2225	

Table 6B Others: Contd

Sl. No.	Size Class (Ha)	Other Fooder Crops				Fooder and Green Manures				Total Area
		No. of Holdings	Irrigated Area	Unirrigated area	Total Area	No. of Holdings	Irrigated Area	Unirrigated area	Total Area	
1	2	3	4	5	6	7	8	9	10	
1	BELOW 0.5		824	23521	24345		861	24459	25320	
2	0.5 - 1.0		282	9843	10125		300	9365	9665	
	MARGINAL		1106	33364	34470		1161	33824	34985	
3	1.0 - 2.0		349	8215	8564		377	8607	8984	
	SMALL		349	8215	8564		377	8607	8984	
4	2.0 - 3.0		267	3933	4200		279	4124	4403	
5	3.0 - 4.0		107	1450	1557		118	1481	1599	
	SEMI MEDIUM		374	5383	5757		397	5605	6002	
6	4.0 - 5.0		79	1172	1251		103	1224	1327	
7	5.0 - 7.5		60	807	867		62	838	900	
8	7.5 - 10.0		17	525	542		18	529	547	
	MEDIUM		156	2504	2660		183	2591	2774	
9	10.0 - 20.0		45	686	731		54	711	765	
10	20.0 & ABOVE		3	2739	2742		3	2745	2748	
	LARGE		48	3425	3473		57	3456	3513	
	ALL CLASSES		2033	52891	54924		2175	54083	56258	

Table 6B Others Contd

Sl. No.	Size Class (Ha)	Total Non Food Crops						Irrigated Area	Unirrigated area	Total Area	No. of Holdings	Irrigated Area	Unirrigated area	Total Area
		No. of Holdings	Irrigated Area	Unirrigated area	Total Area	No. of Holdings	Irrigated Area							
1	2	3	4	5	6	7	8	9	10					
1	BELOW 0.5		49436	371411	420847									
2	0.5 - 1.0		26124	192492	218616									
	MARGINAL		75560	563903	639463									
3	1.0 - 2.0		26585	195163	221748									
	SMALL		26585	195163	221748									
4	2.0 - 3.0		13421	95436	108857									
5	3.0 - 4.0		5554	35664	41218									
	SEMI MEDIUM		18975	131100	150075									
6	4.0 - 5.0		4341	28227	32568									
7	5.0 - 7.5		3134	19415	22549									
8	7.5 - 10.0		1274	8525	9799									
	MEDIUM		8749	56167	64916									
9	10.0 - 20.0		2075	12531	14606									
10	20.0 & ABOVE		2975	46835	49810									
	LARGE		5050	59366	64416									
	ALL CLASSES		134919	1005699	1140618									

TABLE 6B: ESTIMATED IRRIGATED AND UNIRRIGATED AREA BY SIZE CLASSES UNDER DIFFERENT CROPS

STATE STABLE TOTAL (AREA IN HEACTARES)

Sl. No.	Size Class (Ha)	Paddy (0101)			Maize (0104)			Total Area	
		No. of Holdings	Irrigated Area	Unirrigated area	Total Area	No. of Holdings	Irrigated Area		Unirrigated area
1	2	3	4	5	6	7	8	9	10
1	BELOW 0.5	188429	23043	20225	43268	513	11	81	92
2	0.5 - 1.0	135452	33905	27340	61245	424	0	110	110
	MARGINAL	323881	56948	47565	104513	937	11	191	202
3	1.0 - 2.0	89501	40043	30792	70835	1304	4	485	489
	SMALL	89501	40043	30792	70835	1304	4	485	489
4	2.0 - 3.0	27395	20409	15108	35517	627	0	281	281
5	3.0 - 4.0	9335	10279	6934	17213	225	0	129	129
	SEMI MEDIUM	36730	30688	22042	52730	852	0	410	410
6	4.0 - 5.0	4580	6465	4264	10729	163	6	67	73
7	5.0 - 7.5	2545	5119	2808	7927	67	5	44	49
8	7.5 - 10.0	737	1668	1279	2947	0	0	0	0
	MEDIUM	7862	13252	8351	21603	230	11	111	122
9	10.0 - 20.0	546	2655	917	3572	27	0	34	34
10	20.0 & ABOVE	143	1370	277	1647	5	0	6	6
	LARGE	689	4025	1194	5219	32	0	40	40
	ALL CLASSES	458663	144956	109944	254900	3355	26	1237	1263

Table 6B Total Contd.....

Sl. No.	Size Class (Ha)	Ragi(0105)				Small Millets(0108)			
		No. of Holdings	Irrigated Area	Unirrigated area	Total Area	No. of Holdings	Irrigated Area	Unirrigated area	Total Area
1	2	3	4	5	6	7	8	9	10
1	BELOW 0.5	1035	3	58	61	41	0	0	0
2	0.5 - 1.0	768	2	190	192	0	0	0	0
	MARGINAL	1803	5	248	253	41	0	0	0
3	1.0 - 2.0	1556	0	492	492	41	0	17	17
	SMALL	1556	0	492	492	41	0	17	17
4	2.0 - 3.0	615	3	281	284	19	0	8	8
5	3.0 - 4.0	256	21	133	154	0	0	0	0
	SEMI MEDIUM	871	24	414	438	19	0	8	8
6	4.0 - 5.0	81	0	42	42	0	0	0	0
7	5.0 - 7.5	13	0	11	11	0	0	0	0
8	7.5 - 10.0	0	0	0	0	0	0	0	0
	MEDIUM	94	0	53	53	0	0	0	0
9	10.0 - 20.0	2	0	0	0	0	0	0	0
10	20.0 & ABOVE	0	0	0	0	0	0	0	0
	LARGE	2	0	0	0	0	0	0	0
	ALL CLASSES	4326	29	1207	1236	101	0	25	25

Table 6B Total Contd.....

Sl. No.	Size Class (Ha)	Other Cereals(0188)				Total Cereals			
		No. of Holdings	Irrigated Area	Unirrigated area	Total Area	No. of Holdings	Irrigated Area	Unirrigated area	Total Area
1	2	3	4	5	6	7	8	9	10
1	BELOW 0.5		57	240	297		23116	20604	43720
2	0.5 - 1.0		40	169	209		33947	27809	61756
	MARGINAL		97	409	506		57063	48413	105476
3	1.0 - 2.0		65	124	189		40112	31910	72022
	SMALL		65	124	189		40112	31910	72022
4	2.0 - 3.0		21	72	93		20433	15750	36183
5	3.0 - 4.0		0	21	21		10300	7217	17517
	SEMI MEDIUM		21	93	114		30733	22967	53700
6	4.0 - 5.0		23	56	79		6494	4429	10923
7	5.0 - 7.5		0	0	0		5124	2863	7987
8	7.5 - 10.0		0	0	0		1668	1279	2947
	MEDIUM		23	56	79		13286	8571	21857
9	10.0 - 20.0		0	20	20		2655	971	3626
10	20.0 & ABOVE		0	2	2		1370	285	1655
	LARGE		0	22	22		4025	1256	5281
	ALL CLASSES		206	704	910		145219	113117	258336

Table 6B Total Contd.....

Sl. No.	Size Class (Ha)	Gram Tur(Arhar)(0202)						Total Area	No. of Holdings	Irrigated Area	Unirrigated area	Total Area	No. of Holdings	Irrigated Area	Unirrigated area	Total Area
		No. of Holdings	Irrigated Area	Unirrigated area	Total Area	No. of Holdings	Irrigated Area									
1	2	3	4	5	6	7	8	9	10							
1	BELOW 0.5	520	0	42	42	2633	2	180	182							
2	0.5 - 1.0	305	13	63	76	1820	2	212	214							
	MARGINAL	825	13	105	118	4453	4	392	396							
3	1.0 - 2.0	253	17	42	59	2443	24	607	631							
	SMALL	253	17	42	59	2443	24	607	631							
4	2.0 - 3.0	96	0	30	30	999	27	399	426							
5	3.0 - 4.0	0	0	0	0	190	0	88	88							
	SEMI MEDIUM	96	0	30	30	1189	27	487	514							
6	4.0 - 5.0	49	0	16	16	108	0	47	47							
7	5.0 - 7.5	0	0	0	0	84	0	46	46							
8	7.5 - 10.0	0	0	0	0	5	0	0	0							
	MEDIUM	49	0	16	16	167	0	93	93							
9	10.0 - 20.0	4	0	4	4	2	0	0	0							
10	20.0 & ABOVE	0	0	0	0	0	0	0	0							
	LARGE	4	0	4	4	2	0	0	0							
	ALL CLASSES	1227	30	197	227	8284	55	1579	1634							

Table 6B Total Contd.....

Sl. No.	Size Class (Ha)	Urad(0203)			Moog(0204)				
		No. of Holdings	Irrigated Area	Unirrigated area	Total Area	No. of Holdings	Irrigated Area	Unirrigated area	Total Area
1	2	3	4	5	6	7	8	9	10
1	BELOW 0.5	2450	1	218	219	0	0	0	0
2	0.5 - 1.0	1368	5	186	191	0	0	0	0
	MARGINAL	3818	6	404	410	0	0	0	0
3	1.0 - 2.0	1056	21	205	226	17	0	0	0
	SMALL	1056	21	205	226	17	0	0	0
4	2.0 - 3.0	369	36	98	134	0	0	0	0
5	3.0 - 4.0	291	3	116	119	0	0	0	0
	SEMI MEDIUM	660	39	214	253	0	0	0	0
6	4.0 - 5.0	107	0	49	49	0	0	0	0
7	5.0 - 7.5	93	0	29	29	0	0	0	0
8	7.5 - 10.0	0	0	0	0	0	0	0	0
	MEDIUM	200	0	78	78	0	0	0	0
9	10.0 - 20.0	5	1	0	1	0	0	0	0
10	20.0 & ABOVE	5	0	4	4	0	0	0	0
	LARGE	10	1	4	5	0	0	0	0
	ALL CLASSES	5744	67	905	972	17	0	0	0

Table 6B Total Contd.....

Sl. No.	Size Class (Ha)	Horsegram(0206)				Bean(0286)			
		No. of Holdings	Irrigated Area	Unirrigated area	Total Area	No. of Holdings	Irrigated Area	Unirrigated area	Total Area
1	2	3	4	5	6	7	8	9	10
1	BELOW 0.5	30849	65	389	454	125	0	1	1
2	0.5 - 1.0	6807	97	296	393	96	1	0	1
	MARGINAL	37656	162	685	847	221	1	1	2
3	1.0 - 2.0	4783	118	254	372	0	0	0	0
	SMALL	4783	118	254	372	0	0	0	0
4	2.0 - 3.0	1634	46	207	253	0	0	0	0
5	3.0 - 4.0	798	2	45	47	0	0	0	0
	SEMI MEDIUM	2432	48	252	300	0	0	0	0
6	4.0 - 5.0	284	15	32	47	0	0	0	0
7	5.0 - 7.5	178	2	53	55	0	0	0	0
8	7.5 - 10.0	30	0	29	29	0	0	0	0
	MEDIUM	492	17	114	131	0	0	0	0
9	10.0 - 20.0	32	1	10	11	0	0	0	0
10	20.0 & ABOVE	38	15	51	66	0	0	0	0
	LARGE	70	16	61	77	0	0	0	0
	ALL CLASSES	45433	361	1366	1727	221	1	1	2

Table 6B Total Contd.....

Sl. No.	Size Class (Ha)	Other Pulses Total Pulses						Total Area	No. of Holdings	Irrigated Area	Unirrigated area	Total Area
		No. of Holdings	Irrigated Area	Unirrigated area	Total Area	No. of Holdings	Irrigated Area					
1	2	3	4	5	6	7	8	9	10			
1	BELOW 0.5		18	1490	1508		86	2320	2406			
2	0.5 - 1.0		7	278	285		125	1035	1160			
	MARGINAL		25	1768	1793		211	3355	3566			
3	1.0 - 2.0		11	268	279		191	1376	1567			
	SMALL		11	268	279		191	1376	1567			
4	2.0 - 3.0		15	198	213		124	932	1056			
5	3.0 - 4.0		0	96	96		5	345	350			
	SEMI MEDIUM		15	294	309		129	1277	1406			
6	4.0 - 5.0		0	72	72		15	216	231			
7	5.0 - 7.5		13	64	77		15	192	207			
8	7.5 - 10.0		1	51	52		1	80	81			
	MEDIUM		14	187	201		31	488	519			
9	10.0 - 20.0		7	74	81		9	88	97			
10	20.0 & ABOVE		7	3	10		22	58	80			
	LARGE		14	77	91		31	146	177			
	ALL CLASSES		79	2594	2673		593	6642	7235			

Table 6B Total Coid.

Sl. No.	Size Class (Ha)	Total Food Grains Sugar Cane						Total Area	No. of Holdings	Irrigated Area	Unirrigated area	Total Area	Unirrigated area	Irrigated Area	Total Area
		No. of Holdings	Irrigated Area	Unirrigated area	Total Area	No. of Holdings	Irrigated Area								
1	2	3	4	5	6	7	8	9	10						
1	BELOW 0.5		23202	22924	46126	6695	138	55	193						
2	0.5 - 1.0		34072	28844	62916	1846	270	37	307						
	MARGINAL		57274	51768	109042	8541	408	92	500						
3	1.0 - 2.0		40303	33286	73589	1222	515	39	554						
	SMALL		40303	33286	73589	1222	515	39	554						
4	2.0 - 3.0		20557	16682	37239	913	663	73	736						
5	3.0 - 4.0		10305	7562	17867	231	247	6	253						
	SEMI MEDIUM		30862	24244	55106	1144	910	79	989						
6	4.0 - 5.0		6509	4645	11154	261	291	2	293						
7	5.0 - 7.5		5139	3055	8194	119	295	0	295						
8	7.5 - 10.0		1669	1359	3028	0	0	0	0						
	MEDIUM		13317	9059	22376	380	586	2	588						
9	10.0 - 20.0		2664	1059	3723	25	47	9	56						
10	20.0 & ABOVE		1392	343	1735	15	90	0	90						
	LARGE		4056	1402	5458	40	137	9	146						
	ALL CLASSES		145812	119759	265571	11327	2556	221	2777						

Table 6B Total Contd.....

Sl. No.	Size Class (Ha)	Other Sugar Crops(0488)				Total Sugar Crops			
		No. of Holdings	Irrigated Area	Unirrigated area	Total Area	No. of Holdings	Irrigated Area	Unirrigated area	Total Area
1	2	3	4	5	6	7	8	9	10
1	BELOW 0.5		0	16	16		138	71	209
2	0.5 - 1.0		0	10	10		270	47	317
	MARGINAL		0	26	26		408	118	526
3	1.0 - 2.0		6	1	7		521	40	561
	SMALL		6	1	7		521	40	561
4	2.0 - 3.0		0	0	0		663	73	736
5	3.0 - 4.0		0	2	2		247	8	255
	SEMI MEDIUM		0	2	2		910	81	991
6	4.0 - 5.0		0	3	3		291	5	296
7	5.0 - 7.5		0	0	0		295	0	295
8	7.5 - 10.0		0	0	0		0	0	0
	MEDIUM		0	3	3		586	5	591
9	10.0 - 20.0		0	0	0		47	9	56
10	20.0 & ABOVE		0	0	0		90	0	90
	LARGE		0	0	0		137	9	146
	ALL CLASSES		6	32	38		2562	253	2815

Table 6B Total Contd.....

Sl. No.	Size Class (Ha)	Pepper (Black)			Chillies(0502)				
		No. of Holdings	Irrigated Area	Unirrigated area	Total Area	No. of Holdings	Irrigated Area	Unirrigated area	Total Area
1	2	3	4	5	6	7	8	9	10
1	BELOW 0.5	1197280	1010	50524	51534	60907	42	411	453
2	0.5 - 1.0	217704	781	33724	34505	7528	22	153	175
	MARGINAL	1414984	1791	84248	86039	68435	64	564	628
3	1.0 - 2.0	131771	990	36291	37281	3901	46	154	200
	SMALL	131771	990	36291	37281	3901	46	154	200
4	2.0 - 3.0	38176	577	15951	16528	1194	37	72	109
5	3.0 - 4.0	9890	227	4808	5035	311	11	5	16
	SEMI MEDIUM	48066	804	20759	21563	1505	48	77	125
6	4.0 - 5.0	5590	231	3469	3700	231	6	33	39
7	5.0 - 7.5	3051	145	2997	3142	191	39	23	62
8	7.5 - 10.0	865	115	1251	1366	21	0	3	3
	MEDIUM	9506	491	7717	8208	443	45	59	104
9	10.0 - 20.0	901	512	2107	2619	18	0	1	1
10	20.0 & ABOVE	435	272	4972	5244	13	1	0	1
	LARGE	1336	784	7079	7863	31	1	1	2
	ALL CLASSES	1605663	4860	156094	160954	74315	204	855	1059

Table 6B Total Contd.....

Sl. No.	Size Class (Ha)	Ginger(0503)				Turmeric(0504)			
		No. of Holdings	Irrigated Area	Unirrigated area	Total Area	No. of Holdings	Irrigated Area	Unirrigated area	Total Area
1	2	3	4	5	6	7	8	9	10
1	BELOW 0.5	184243	109	2926	3035	129341	49	1152	1201
2	0.5 - 1.0	47843	67	2058	2125	29021	65	547	612
	MARGINAL	232086	176	4984	5160	158362	114	1699	1813
3	1.0 - 2.0	32468	61	2554	2615	18973	16	573	589
	SMALL	32468	61	2554	2615	18973	16	573	589
4	2.0 - 3.0	9951	26	1151	1177	5558	6	277	283
5	3.0 - 4.0	2230	7	351	358	1237	2	84	86
	SEMI MEDIUM	12181	33	1502	1535	6795	8	361	369
6	4.0 - 5.0	1298	7	203	210	817	20	42	62
7	5.0 - 7.5	706	12	157	169	498	23	74	97
8	7.5 - 10.0	192	2	39	41	98	1	6	7
	MEDIUM	2196	21	399	420	1413	44	122	166
9	10.0 - 20.0	147	3	41	44	118	1	21	22
10	20.0 & ABOVE	55	3	52	55	24	3	92	95
	LARGE	202	6	93	99	142	4	113	117
	ALL CLASSES	279133	297	9532	9829	185685	186	2868	3054

Table 6B Total Contd.....

Sl. No.	Size Class (Ha)	Other Spices and Condiment(0588)				Total Spices and Condiment(0599)			
		No. of Holdings	Irrigated Area	Unirrigated area	Total Area	No. of Holdings	Irrigated Area	Unirrigated area	Total Area
1	2	3	4	5	6	7	8	9	10
1	BELOW 0.5		1104	113	1217		9605	80729	90334
2	0.5 - 1.0		694	6	700		9263	48732	57995
	MARGINAL		1798	119	1917		18868	129461	148329
3	1.0 - 2.0		644	2	646		12692	54276	66968
	SMALL		644	2	646		12692	54276	66968
4	2.0 - 3.0		249	1	250		6638	26046	32684
5	3.0 - 4.0		102	0	102		2229	7639	9868
	SEMI-MEDIUM		351	1	352		8867	33685	42552
6	4.0 - 5.0		70	0	70		2271	5713	7984
7	5.0 - 7.5		50	0	50		1455	4829	6284
8	7.5 - 10.0		10	0	10		1493	2156	3649
	MEDIUM		130	0	130		5219	12698	17917
9	10.0 - 20.0		95	0	95		2692	4446	7138
10	20.0 & ABOVE		117	0	117		4972	8506	13478
	LARGE		212	0	212		7664	12952	20616
	ALL CLASSES		3135	122	3257		53310	243072	296382

Table 6B Total Contd.....

Sl. No.	Size Class (Ha)	Tamarind(0509)					Cumin(0510)				
		No. of Holdings	Irrigated Area	Unirrigated area	Total Area	No. of Holdings	Irrigated Area	Unirrigated area	Total Area		
1	2	3	4	5	6	7	8	9	10		
1	BELOW 0.5	687451	219	4419	4638	321	0	2	2		
2	0.5 - 1.0	85923	63	843	906	114	0	0	0		
	MARGINAL	773374	282	5262	5544	435	0	2	2		
3	1.0 - 2.0	47752	62	579	641	56	0	1	1		
	SMALL	47752	62	579	641	56	0	1	1		
4	2.0 - 3.0	14121	10	211	221	19	0	2	2		
5	3.0 - 4.0	4315	14	85	99	15	0	1	1		
	SEMI MEDIUM	18436	24	296	320	34	0	3	3		
6	4.0 - 5.0	2581	0	63	63	0	0	0	0		
7	5.0 - 7.5	1397	5	47	52	0	0	0	0		
8	7.5 - 10.0	368	0	14	14	0	0	0	0		
	MEDIUM	4346	5	124	129	0	0	0	0		
9	10.0 - 20.0	294	0	19	19	0	0	0	0		
10	20.0 & ABOVE	91	0	8	8	0	0	0	0		
	LARGE	385	0	27	27	0	0	0	0		
	ALL CLASSES	844293	373	6288	6661	525	0	6	6		

Table 6B Total Contd.....

Sl. No.	Size Class (Ha)	Garlic(0507)				Coriander(0508)			
		No. of Holdings	Irrigated Area	Unirrigated area	Total Area	No. of Holdings	Irrigated Area	Unirrigated area	Total Area
1	2	3	4	5	6	7	8	9	10
1	BELOW 0.5	3812	0	20	20	6586	36	45	81
2	0.5 - 1.0	299	0	10	10	711	9	6	15
	MARGINAL	4111	0	30	30	7297	45	51	96
3	1.0 - 2.0	247	7	11	18	604	10	14	24
	SMALL	247	7	11	18	604	10	14	24
4	2.0 - 3.0	77	0	2	2	159	3	2	5
5	3.0 - 4.0	0	0	0	0	47	0	0	0
	SEMI MEDIUM	77	0	2	2	206	3	2	5
6	4.0 - 5.0	24	1	0	1	0	0	0	0
7	5.0 - 7.5	26	0	0	0	36	24	0	24
8	7.5 - 10.0	0	0	0	0	3	0	0	0
	MEDIUM	50	1	0	1	39	24	0	24
9	10.0 - 20.0	6	0	0	0	7	0	0	0
10	20.0 & ABOVE	0	0	0	0	5	0	0	0
	LARGE	6	0	0	0	12	0	0	0
	ALL CLASSES	4491	8	43	51	8158	82	67	149

Table 6B Total Contd.....

Sl. No.	Size Class (Ha)	Cardamom(0505)				Betelnut(Arecanut)			
		No. of Holdings	Irrigated Area	Unirrigated area	Total Area	No. of Holdings	Irrigated Area	Unirrigated area	Total Area
1	2	3	4	5	6	7	8	9	10
1	BELOW 0.5	37835	284	2332	2616	1535123	6752	18785	25537
2	0.5 - 1.0	17994	1101	3186	4287	244667	6461	8199	14660
	MARGINAL	55829	1385	5518	6903	1779790	13213	26984	40197
3	1.0 - 2.0	14103	2290	5144	7434	154001	8566	8953	17519
	SMALL	14103	2290	5144	7434	154001	8566	8953	17519
4	2.0 - 3.0	5364	1631	3963	5594	46590	4099	4414	8513
5	3.0 - 4.0	730	435	720	1155	13743	1431	1585	3016
	SEMI MEDIUM	6094	2066	4683	6749	60333	5530	5999	11529
6	4.0 - 5.0	761	563	823	1386	7330	1373	1080	2453
7	5.0 - 7.5	504	491	941	1432	3752	666	590	1256
8	7.5 - 10.0	239	719	504	1223	1129	646	339	985
	MEDIUM	1504	1773	2268	4041	12211	2685	2009	4694
9	10.0 - 20.0	393	1809	1938	3747	975	272	319	591
10	20.0 & ABOVE	247	4392	2659	7051	346	184	723	907
	LARGE	640	6201	4597	10798	1321	456	1042	1498
	ALL CLASSES	78170	13715	22210	35925	2007656	30450	44987	75437

Table 6B Total Contd.

Sl. No.	Size Class (Ha)	Mangoes(0601)				Citrus Fruits(0602)			
		No. of Holdings	Irrigated Area	Unirrigated area	Total Area	No. of Holdings	Irrigated Area	Unirrigated area	Total Area
1	2	3	4	5	6	7	8	9	10
1	BELOW 0.5	2662232	1009	21552	22561	117932	27	713	740
2	0.5 - 1.0	299258	270	4476	4746	19722	8	166	174
	MARGINAL	2961490	1279	26028	27307	137654	35	879	914
3	1.0 - 2.0	174064	244	3516	3760	13563	10	157	167
	SMALL	174064	244	3516	3760	13563	10	157	167
4	2.0 - 3.0	51267	142	1448	1590	4044	18	54	72
5	3.0 - 4.0	13920	60	520	580	1848	11	3	14
	SEMI MEDIUM	65187	202	1968	2170	5892	29	57	86
6	4.0 - 5.0	8277	63	411	474	715	11	3	14
7	5.0 - 7.5	4162	61	183	244	440	0	6	6
8	7.5 - 10.0	1195	17	164	181	90	0	1	1
	MEDIUM	13634	141	758	899	1245	11	10	21
9	10.0 - 20.0	1121	67	371	438	165	11	9	20
10	20.0 & ABOVE	434	21	209	230	53	10	2	12
	LARGE	1555	88	580	668	218	21	11	32
	ALL CLASSES	3215930	1954	32850	34804	158372	106	1114	1220

Table 6B Total Contd.....

Sl. No.	Size Class (Ha)	Banana(0603)			Grapes(0604)			Total Area	No. of Holdings	Irrigated Area	Unirrigated area	Total Area
		No. of Holdings	Irrigated Area	Unirrigated area	No. of Holdings	Irrigated Area	Unirrigated area					
1	2	3	4	5	6	7	8	9	10			
1	BELOW 0.5	2744309	12507	49334	61841	35173	15	366	381			
2	0.5 - 1.0	298580	6635	13890	20525	6086	17	142	159			
	MARGINAL	3042889	19142	63224	82366	41259	32	508	540			
3	1.0 - 2.0	172943	6882	12263	19145	4797	8	196	204			
	SMALL	172943	6882	12263	19145	4797	8	196	204			
4	2.0 - 3.0	47611	3067	5209	8276	1453	36	81	117			
5	3.0 - 4.0	13320	1218	1506	2724	210	0	12	12			
	SEMI MEDIUM	60931	4285	6715	11000	1663	36	93	129			
6	4.0 - 5.0	7165	941	1004	1945	179	0	20	20			
7	5.0 - 7.5	3931	657	587	1244	89	0	4	4			
8	7.5 - 10.0	1011	287	284	571	20	0	0	0			
	MEDIUM	12107	1885	1875	3760	288	0	24	24			
9	10.0 - 20.0	1047	310	243	553	26	0	1	1			
10	20.0 & ABOVE	363	384	1066	1450	6	0	34	34			
	LARGE	1410	694	1309	2003	32	0	35	35			
	ALL CLASSES	3290280	32888	85386	118274	48039	76	856	932			

Table 6B Total Contd.....

Sl. No.	Size Class (Ha)	Pome Fruits(0605)				Papaya(0606)			
		No. of Holdings	Irrigated Area	Unirrigated area	Total Area	No. of Holdings	Irrigated Area	Unirrigated area	Total Area
1	2	3	4	5	6	7	8	9	10
1	BELOW 0.5	4214	9	22	31	916659	303	4590	4893
2	0.5 - 1.0	508	3	17	20	99895	76	566	642
	MARGINAL	4722	12	39	51	1016554	379	5156	5535
3	1.0 - 2.0	194	15	12	27	59450	102	439	541
	SMALL	194	15	12	27	59450	102	439	541
4	2.0 - 3.0	176	7	37	44	17901	11	129	140
5	3.0 - 4.0	22	0	0	0	4779	8	46	54
	SEMI MEDIUM	198	7	37	44	22680	19	175	194
6	4.0 - 5.0	26	3	3	6	2939	1	19	20
7	5.0 - 7.5	0	0	0	0	1617	1	28	29
8	7.5 - 10.0	0	0	0	0	379	0	1	1
	MEDIUM	26	3	3	6	4935	2	48	50
9	10.0 - 20.0	6	0	0	0	371	0	5	5
10	20.0 & ABOVE	0	0	0	0	140	1	246	247
	LARGE	6	0	0	0	511	1	251	252
	ALL CLASSES	5146	37	91	128	1104130	503	6069	6572

Table 6B Total Contd.....

Sl. No.	Size Class (Ha)	Guava(0607)				Cashew(0609)			
		No. of Holdings	Irrigated Area	Unirrigated area	Total Area	No. of Holdings	Irrigated Area	Unirrigated area	Total Area
1	2	3	4	5	6	7	8	9	10
1	BELOW 0.5	565123	179	2862	3041	896355	343	20646	20989
2	0.5 - 1.0	62045	41	389	430	140015	205	13492	13697
	MARGINAL	627168	220	3251	3471	10363710	548	34138	34686
3	1.0 - 2.0	38063	9	299	308	82896	220	16086	16306
	SMALL	38063	9	299	308	82896	220	16086	16306
4	2.0 - 3.0	11524	7	189	196	24892	70	8552	8622
5	3.0 - 4.0	3411	25	26	51	6940	36	3234	3270
	SEMI MEDIUM	14935	32	215	247	31832	106	11786	11892
6	4.0 - 5.0	2012	0	17	17	3485	6	2774	2780
7	5.0 - 7.5	1226	1	4	5	1835	12	1824	1836
8	7.5 - 10.0	306	0	1	1	517	2	773	775
	MEDIUM	3544	1	22	23	5837	20	5371	5391
9	10.0 - 20.0	267	0	10	10	455	0	752	752
10	20.0 & ABOVE	98	13	4	17	192	2	6080	6082
	LARGE	365	13	14	27	647	2	6832	6834
	ALL CLASSES	684075	275	3801	4076	1157582	896	74213	75109

Table 6B Total Contd.

Sl. No.	Size Class (Ha)	Plum(0613)				Jack(0614)			
		No. of Holdings	Irrigated Area	Unirrigated area	Total Area	No. of Holdings	Irrigated Area	Unirrigated area	Total Area
1	2	3	4	5	6	7	8	9	10
1	BELOW 0.5	1131	0	5	5	2556988	714	21426	22140
2	0.5 - 1.0	222	3	9	12	306993	178	5064	5242
	MARGINAL	1353	3	14	17	2863981	892	26490	27382
3	1.0 - 2.0	50	1	0	1	175917	126	3983	4109
	SMALL	50	1	0	1	175917	126	3983	4109
4	2.0 - 3.0	15	0	0	0	49986	41	1611	1652
5	3.0 - 4.0	0	0	0	0	13923	25	516	541
	SEMI MEDIUM	15	0	0	0	63909	66	2127	2193
6	4.0 - 5.0	16	0	0	0	7407	4	317	321
7	5.0 - 7.5	0	0	0	0	3940	52	178	230
8	7.5 - 10.0	0	0	0	0	1133	1	108	109
	MEDIUM	16	0	0	0	12480	57	603	660
9	10.0 - 20.0	0	0	0	0	958	18	107	125
10	20.0 & ABOVE	0	0	0	0	398	1	100	101
	LARGE	0	0	0	0	1356	19	207	226
	ALL CLASSES	1434	4	14	18	3117643	1160	33410	34570

Table 6B Total Contd.....

Sl. No.	Size Class (Ha)	Pineapple(0616)			Lemon(0617)			Total Area	
		No. of Holdings	Irrigated Area	Unirrigated area	No. of Holdings	Irrigated Area	Unirrigated area		
1	2	3	4	5	6	7	8	9	10
1	BELOW 0.5	125152	65	1238	1303	27537	1	156	157
2	0.5 - 1.0	24943	63	722	785	5000	0	32	32
	MARGINAL	150095	128	1960	2088	32537	1	188	189
3	1.0 - 2.0	17628	90	1136	1226	2908	2	18	20
	SMALL	17628	90	1136	1226	2908	2	18	20
4	2.0 - 3.0	5523	48	490	538	1062	0	6	6
5	3.0 - 4.0	1551	51	235	286	309	0	3	3
	SEMI MEDIUM	7074	99	725	824	1371	0	9	9
6	4.0 - 5.0	1024	48	115	163	225	0	0	0
7	5.0 - 7.5	569	42	97	139	86	0	0	0
8	7.5 - 10.0	187	2	12	14	77	0	1	1
	MEDIUM	1780	92	224	316	388	0	1	1
9	10.0 - 20.0	123	7	4	11	31	0	0	0
10	20.0 & ABOVE	46	2	12	14	0	0	0	0
	LARGE	169	9	16	25	31	0	0	0
	ALL CLASSES	176746	418	4061	4479	37235	3	216	219

Table 6B Total Coud.

Sl. No.	Size Class (Ha)	Orange(0618)				Chiku(0619)			
		No. of Holdings	Irrigated Area	Unirrigated area	Total Area	No. of Holdings	Irrigated Area	Unirrigated area	Total Area
1	2	3	4	5	6	7	8	9	10
1	BELOW 0.5	6191	0	51	51	9020	17	49	66
2	0.5 - 1.0	1048	1	15	16	979	3	5	8
	MARGINAL	7239	1	66	67	9999	20	54	74
3	1.0 - 2.0	656	0	10	10	386	1	7	8
	SMALL	656	0	10	10	386	1	7	8
4	2.0 - 3.0	160	8	2	10	135	0	2	2
5	3.0 - 4.0	52	0	2	2	34	0	0	0
	SEMI MEDIUM	212	8	4	12	169	0	2	2
6	4.0 - 5.0	39	0	2	2	26	0	1	1
7	5.0 - 7.5	59	0	5	5	0	0	0	0
8	7.5 - 10.0	53	0	2	2	0	0	0	0
	MEDIUM	151	0	9	9	26	0	1	1
9	10.0 - 20.0	16	0	2	2	4	0	0	0
10	20.0 & ABOVE	0	0	0	0	5	0	2	2
	LARGE	16	0	2	2	9	0	2	2
	ALL CLASSES	8274	9	91	100	10589	21	66	87

Table 6B Total Contd.....

Sl. No.	Size Class (Ha)	Other Fruits Total Fruits						Total Area	No. of Holdings	Irrigated Area	Unirrigated area	Total Area
		No. of Holdings	Irrigated Area	Unirrigated area	Total Area	No. of Holdings	Irrigated Area					
1	2	3	4	5	6	7	8	9	10			
1	BELOW 0.5		196	2408	2604		15385	125418		140803		
2	0.5 - 1.0		53	570	623		7556	39555		47111		
	MARGINAL		249	2978	3227		22941	164973		187914		
3	1.0 - 2.0		41	439	480		7751	38561		46312		
	SMALL		41	439	480		7751	38561		46312		
4	2.0 - 3.0		32	184	216		3487	17994		21481		
5	3.0 - 4.0		7	29	36		1441	6132		7573		
	SEMI MEDIUM		39	213	252		4928	24126		29054		
6	4.0 - 5.0		3	56	59		1080	4742		5822		
7	5.0 - 7.5		2	43	45		828	2959		3787		
8	7.5 - 10.0		0	11	11		309	1358		1667		
	MEDIUM		5	110	115		2217	9059		11276		
9	10.0 - 20.0		2	55	57		415	1559		1974		
10	20.0 & ABOVE		0	34	34		434	7789		8223		
	LARGE		2	89	91		849	9348		10197		
	ALL CLASSES		336	3829	4165		38686	246067		284753		

Table 6B Total Contd.....

Sl. No.	Size Class (Ha)	Topioca(0702)				Sweet Potato(0703)			
		No. of Holdings	Irrigated Area	Unirrigated area	Total Area	No. of Holdings	Irrigated Area	Unirrigated area	Total Area
1	2	3	4	5	6	7	8	9	10
1	BELOW 0.5	760545	1585	23797	25382	15661	17	236	253
2	0.5 - 1.0	112081	687	8992	9679	2515	20	119	139
	MARGINAL	872626	2272	32789	35061	18176	37	355	392
3	1.0 - 2.0	65973	635	7326	8161	1853	12	175	187
	SMALL	65973	635	7326	8161	1853	12	175	187
4	2.0 - 3.0	18442	350	3143	3493	411	3	52	55
5	3.0 - 4.0	5239	97	1125	1222	208	0	71	71
	SEMI MEDIUM	23681	447	4268	4715	619	3	123	126
6	4.0 - 5.0	2040	116	658	774	36	0	19	19
7	5.0 - 7.5	1262	30	451	481	42	1	2	3
8	7.5 - 10.0	233	21	106	127	22	0	11	11
	MEDIUM	4335	167	1215	1382	100	1	32	33
9	10.0 - 20.0	303	20	112	132	7	0	0	0
10	20.0 & ABOVE	93	48	60	108	0	0	0	0
	LARGE	396	68	172	240	7	0	0	0
	ALL CLASSES	967011	3589	45970	49559	20755	53	685	738

Table 6B Total Contd.....

Sl. No.	Size Class (Ha)	Onion(0704)				Carrot(0705)			
		No. of Holdings	Irrigated Area	Unirrigated area	Total Area	No. of Holdings	Irrigated Area	Unirrigated area	Total Area
1	2	3	4	5	6	7	8	9	10
1	BELOW 0.5	1666	0	12	12	187	0	4	4
2	0.5 - 1.0	316	4	9	13	18	3	0	3
	MARGINAL	1982	4	21	25	205	3	4	7
3	1.0 - 2.0	109	1	0	1	12	0	1	1
	SMALL	109	1	0	1	12	0	1	1
4	2.0 - 3.0	19	0	0	0	0	0	0	0
5	3.0 - 4.0	15	6	0	6	0	0	0	0
	SEMI MEDIUM	34	6	0	6	0	0	0	0
6	4.0 - 5.0	36	1	0	1	0	0	0	0
7	5.0 - 7.5	0	0	0	0	0	0	0	0
8	7.5 - 10.0	0	0	0	0	0	0	0	0
	MEDIUM	36	1	0	1	0	0	0	0
9	10.0 - 20.0	0	0	0	0	0	0	0	0
10	20.0 & ABOVE	5	2	0	2	0	0	0	0
	LARGE	5	2	0	2	0	0	0	0
	ALL CLASSES	2166	14	21	35	217	3	5	8

Table 5B Total Coud.....

Sl. No.	Size Class (Ha)	Tomato(0706)				Spinach(0707)			
		No. of Holdings	Irrigated Area	Unirrigated area	Total Area	No. of Holdings	Irrigated Area	Unirrigated area	Total Area
1	2	3	4	5	6	7	8	9	10
1	BELOW 0.5	1888	3	30	33	451	0	9	9
2	0.5 - 1.0	504	15	31	46	40	0	0	0
	MARGINAL	2392	18	61	79	491	0	9	9
3	1.0 - 2.0	556	98	51	149	0	0	0	0
	SMALL	556	98	51	149	0	0	0	0
0	2.0 - 3.0	333	65	18	83	51	2	4	6
5	3.0 - 4.0	95	24	6	30	0	0	0	0
	SEMI MEDIUM	428	89	24	113	51	2	4	6
6	4.0 - 5.0	177	35	29	64	0	0	0	0
7	5.0 - 7.5	83	32	13	45	0	0	0	0
8	7.5 - 10.0	16	0	46	46	0	0	0	0
0	MEDIUM	276	67	88	155	0	0	0	0
9	10.0 - 20.0	0	0	0	0	0	0	0	0
10	20.0 & ABOVE	5	2	10	12	3	0	7	7
	LARGE	5	2	10	12	3	0	7	7
	ALL CLASSES	3657	274	234	508	545	2	20	22

Table 6B Total Contd.....

Sl. No.	Size Class (Ha)	Brinjil(0708)				Peas(0709)			
		No. of Holdings	Irrigated Area	Unirrigated area	Total Area	No. of Holdings	Irrigated Area	Unirrigated area	Total Area
1	2	3	4	5	6	7	8	9	10
1	BELOW 0.5	34281	55	253	308	5399	3	46	49
2	0.5 - 1.0	5285	30	34	64	418	0	12	12
	MARGINAL	39566	85	287	372	5817	3	58	61
3	1.0 - 2.0	3014	36	28	64	217	0	27	27
	SMALL	3014	36	28	64	217	0	27	27
4	2.0 - 3.0	757	6	5	11	81	0	0	0
5	3.0 - 4.0	279	0	1	1	0	0	0	0
	SEMI MEDIUM	1036	6	6	12	81	0	0	0
6	4.0 - 5.0	126	6	0	6	0	0	0	0
7	5.0 - 7.5	92	6	7	13	0	0	0	0
8	7.5 - 10.0	36	20	0	20	0	0	0	0
9	MEDIUM	254	32	7	39	0	0	0	0
10	10.0 - 20.0	14	0	0	0	0	0	0	0
	20.0 & ABOVE	24	4	0	4	0	0	0	0
	LARGE	38	4	0	4	0	0	0	0
	ALL CLASSES	43908	163	328	491	6115	3	85	88

Table 6B Total Comd.....

Sl. No.	Size Class (Ha)	Lady's Finger(0710)			Cabbage(0711)				
		No. of Holdings	Irrigated Area	Unirrigated area	Total Area	No. of Holdings	Irrigated Area	Unirrigated area	Total Area
1	2	3	4	5	6	7	8	9	10
1	BELOW 0.5	497	0	1	1	1336	2	5	7
2	0.5 - 1.0	0	0	0	0	264	0	1	1
	MARGINAL	497	0	1	1	1600	2	6	8
3	1.0 - 2.0	59	5	1	6	61	0	0	0
	SMALL	59	5	1	6	61	0	0	0
4	2.0 - 3.0	0	0	0	0	10	0	0	0
5	3.0 - 4.0	0	0	0	0	0	0	0	0
	SEMI MEDIUM	0	0	0	0	10	0	0	0
6	4.0 - 5.0	0	0	0	0	0	0	0	0
7	5.0 - 7.5	0	0	0	0	0	0	0	0
8	7.5 - 10.0	0	0	0	0	0	0	0	0
	MEDIUM	0	0	0	0	0	0	0	0
9	10.0 - 20.0	0	0	0	0	0	0	0	0
10	20.0 & ABOVE	0	0	0	0	0	0	0	0
	LARGE	0	0	0	0	0	0	0	0
	ALL CLASSES	556	5	2	7	1671	2	6	8

Table 6B Total Contd.....

Sl. No.	Size Class (Ha)	Cauliflower(0712)				Leafy Vegetables(0713)			
		No. of Holdings	Irrigated Area	Unirrigated area	Total Area	No. of Holdings	Irrigated Area	Unirrigated area	Total Area
1	2	3	4	5	6	7	8	9	10
1	BELOW 0.5	1347	2	22	24	35	0	0	0
2	0.5 - 1.0	164	0	3	3	0	0	0	0
	MARGINAL	1511	2	25	27	35	0	0	0
3	1.0 - 2.0	92	0	3	3	0	0	0	0
	SMALL	92	0	3	3	0	0	0	0
4	2.0 - 3.0	46	0	2	2	0	0	0	0
5	3.0 - 4.0	0	0	0	0	0	0	0	0
	SEMI MEDIUM	46	0	2	2	0	0	0	0
6	4.0 - 5.0	0	0	0	0	0	0	0	0
7	5.0 - 7.5	0	0	0	0	0	0	0	0
8	7.5 - 10.0	0	0	0	0	0	0	0	0
	MEDIUM	0	0	0	0	0	0	0	0
9	10.0 - 20.0	0	0	0	0	0	0	0	0
10	20.0 & ABOVE	0	0	0	0	0	0	0	0
	LARGE	0	0	0	0	0	0	0	0
	ALL CLASSES	1649	2	30	32	35	0	0	0

Table 5B Total Contd.....

Sl. No.	Size Class (Ha)	Cucumber(0714)				Gourds(0715)			
		No. of Holdings	Irrigated Area	Unirrigated area	Total Area	No. of Holdings	Irrigated Area	Unirrigated area	Total Area
1	2	3	4	5	6	7	8	9	10
1	BELOW 0.5	2250	0	12	12	789	0	4	4
2	0.5 - 1.0	202	0	0	0	38	0	1	1
	MARGINAL	2452	0	12	12	827	0	5	5
3	1.0 - 2.0	88	0	0	0	57	0	1	1
	SMALL	88	0	0	0	57	0	1	1
4	2.0 - 3.0	78	0	2	2	16	0	0	0
5	3.0 - 4.0	0	0	0	0	0	0	0	0
	SEMI MEDIUM	78	0	2	2	16	0	0	0
6	4.0 - 5.0	18	0	0	0	0	0	0	0
7	5.0 - 7.5	30	0	0	0	0	0	0	0
8	7.5 - 10.0	16	0	0	0	0	0	0	0
	MEDIUM	64	0	0	0	0	0	0	0
9	10.0 - 20.0	0	0	0	0	0	0	0	0
10	20.0 & ABOVE	0	0	0	0	0	0	0	0
	LARGE	0	0	0	0	0	0	0	0
	ALL CLASSES	2682	0	14	14	900	0	6	6

Table 6B Total Contd.....

Sl. No.	Size Class (Ha)	Vench(Guar)(0716)				Other Vegetables			
		No. of Holdings	Irrigated Area	Unirrigated area	Total Area	No. of Holdings	Irrigated Area	Unirrigated area	Total Area
1	2	3	4	5	6	7	8	9	10
1	BELOW 0.5	578	0	1	1	1	2408	8739	11147
2	0.5 - 1.0	206	1	1	2	2	1217	2070	3287
	MARGINAL	784	1	2	3	3	3625	10809	14434
3	1.0 - 2.0	35	0	0	0	0	1089	1662	2751
	SMALL	35	0	0	0	0	1089	1662	2751
4	2.0 - 3.0	13	0	0	0	0	542	708	1250
5	3.0 - 4.0	21	0	0	0	0	114	198	312
	SEMI MEDIUM	34	0	0	0	0	656	906	1562
6	4.0 - 5.0	0	0	0	0	0	128	134	262
7	5.0 - 7.5	0	0	0	0	0	65	76	141
8	7.5 - 10.0	0	0	0	0	0	67	31	98
	MEDIUM	0	0	0	0	0	260	241	501
9	10.0 - 20.0	0	0	0	0	0	79	19	98
10	20.0 & ABOVE	0	0	0	0	0	40	671	711
	LARGE	0	0	0	0	0	119	690	809
	ALL CLASSES	853	1	2	3	3	5749	14308	20057

Table 6B Total Contd.....

Sl. No.	Size Class (Ha)	Total Vegetables			Other Food Crops			Total Area	
		No. of Holdings	Irrigated Area	Unirrigated area	Total Area	No. of Holdings	Irrigated Area		Unirrigated area
1	2	3	4	5	6	7	8	9	10
1	BELOW 0.5		4075	33171	37246		295	3864	4159
2	0.5 - 1.0		1977	11273	13250		89	1428	1517
	MARGINAL		6052	44444	50496		384	5292	5676
3	1.0 - 2.0		1876	9475	11351		49	1191	1240
	SMALL		1876	9475	11351		49	1191	1240
4	2.0 - 3.0		968	3934	4902		26	526	552
5	3.0 - 4.0		241	1401	1642		21	163	184
	SEMI MEDIUM		1209	5335	6544		47	689	736
6	4.0 - 5.0		286	840	1126		1	141	142
7	5.0 - 7.5		134	549	683		9	76	85
8	7.5 - 10.0		108	194	302		1	25	26
	MEDIUM		528	1583	2111		11	242	253
9	10.0 - 20.0		99	131	230		0	47	47
10	20.0 & ABOVE		96	748	844		0	1	1
	LARGE		195	879	1074		0	48	48
	ALL CLASSES		9860	61716	71576		491	7462	7953

Table 6B Total Contd.....

Sl. No.	Size Class (Ha)	Total Other Food Crops				Total Food Crops			
		No. of Holdings	Irrigated Area	Unirrigated area	Total Area	No. of Holdings	Irrigated Area	Unirrigated area	Total Area
1	2	3	4	5	6	7	8	9	10
1	BELOW 0.5		295	3864	4159		52700	266177	318877
2	0.5 - 1.0		89	1428	1517		53227	129879	183106
	MARGINAL		384	5292	5676		105927	396056	501983
3	1.0 - 2.0		49	1191	1240		63192	136829	200021
	SMALL		49	1191	1240		63192	136829	200021
4	2.0 - 3.0		26	526	552		32339	65255	97594
5	3.0 - 4.0		21	163	184		14484	22905	37389
	SEMI MEDIUM		47	689	736		46823	88160	134983
6	4.0 - 5.0		1	141	142		10438	16086	26524
7	5.0 - 7.5		9	76	85		7860	11468	19328
8	7.5 - 10.0		1	25	26		3580	5092	8672
	MEDIUM		11	242	253		21878	32646	54524
9	10.0 - 20.0		0	47	47		5917	7251	13168
10	20.0 & ABOVE		0	1	1		6984	17387	24371
	LARGE		0	48	48		12901	24638	37539
	ALL CLASSES		491	7462	7953		250721	678329	929050

Table 6B Total Contd.....

Sl. No.	Size Class (Ha)	Groundnut(1001)				Castor seed(1002)			
		No. of Holdings	Irrigated Area	Unirrigated area	Total Area	No. of Holdings	Irrigated Area	Unirrigated area	Total Area
1	2	3	4	5	6	7	8	9	10
1	BELOW 0.5	2148	64	322	386	553	4	2	6
2	0.5 - 1.0	1106	92	374	466	208	30	2	32
	MARGINAL	3254	156	696	852	761	34	4	38
3	1.0 - 2.0	1821	244	1022	1266	121	0	4	4
	SMALL	1821	244	1022	1266	121	0	4	4
4	2.0 - 3.0	884	88	720	808	44	0	18	18
5	3.0 - 4.0	397	140	523	663	0	0	0	0
	SEMI MEDIUM	1281	228	1243	1471	44	0	18	18
6	4.0 - 5.0	421	158	396	554	16	0	1	1
7	5.0 - 7.5	157	70	203	273	0	0	0	0
8	7.5 - 10.0	55	11	114	125	0	0	0	0
	MEDIUM	633	239	713	952	16	0	1	1
9	10.0 - 20.0	45	76	120	196	0	0	0	0
10	20.0 & ABOVE	20	27	75	102	0	0	0	0
	LARGE	65	103	195	298	0	0	0	0
	ALL CLASSES	7054	970	3869	4839	942	34	27	61

Table 6B Total Contd.....

Sl. No.	Size Class (Ha)	Sesamum(TIW)(1003)				Coconut(1006)			
		No. of Holdings	Irrigated Area	Unirrigated area	Total Area	No. of Holdings	Irrigated Area	Unirrigated area	Total Area
1	2	3	4	5	6	7	8	9	10
1	BELOW 0.5	2808	25	213	238	4693175	49762	289193	338955
2	0.5 - 1.0	1291	40	388	228	428580	25473	99572	125045
	MARGINAL	4099	65	401	466	5121755	75235	388765	464000
3	1.0 - 2.0	785	25	166	191	240041	24897	76868	101765
	SMALL	785	25	166	191	240041	24897	76868	101765
4	2.0 - 3.0	337	38	69	107	68351	11922	33158	45080
5	3.0 - 4.0	110	0	30	30	19381	4943	12083	17026
	SEMI MEDIUM	447	38	99	137	87732	16865	45241	62106
6	4.0 - 5.0	42	0	15	16	10503	3740	8442	12182
7	5.0 - 7.5	27	0	45	45	5550	2511	5461	7972
8	7.5 - 10.0	38	0	14	14	1483	1019	1931	2950
	MEDIUM	107	0	75	75	17536	7270	15834	23104
9	10.0 - 20.0	7	1	3	4	1419	1149	2303	3452
10	20.0 & ABOVE	0	0	0	0	562	1101	7567	8668
	LARGE	7	1	3	4	1981	2250	9870	12120
	ALL CLASSES	5445	129	744	873	5469045	126517	536578	663095

Table 6B Total Coult

Sl. No.	Size Class (Ha)	Soyabean (1009)			Other Oil Seeds				
		No. of Holdings	Irrigated Area	Unirrigated area	Total Area	No. of Holdings	Irrigated Area	Unirrigated area	Total Area
1	2	3	4	5	6	7	8	9	10
1	BELOW 0.5	563	2	18	20		66	462	528
2	0.5 - 1.0	75	0	18	18		20	204	224
	MARGINAL	638	2	36	38		86	666	752
3	1.0 - 2.0	34	0	6	6		22	185	207
	SMALL	34	0	6	6		22	185	207
4	2.0 - 3.0	0	0	0	0		61	54	115
5	3.0 - 4.0	0	0	0	0		39	62	101
	SEMI-MEDIUM	0	0	0	0		100	116	216
6	4.0 - 5.0	0	0	0	0		31	12	43
7	5.0 - 7.5	0	0	0	0		0	24	24
8	7.5 - 10.0	0	0	0	0		10	1	11
	MEDIUM	0	0	0	0		41	37	78
9	10.0 - 20.0	0	0	0	0		3	7	10
10	20.0 & ABOVE	0	0	0	0		0	412	412
	LARGE	0	0	0	0		3	419	422
	ALL CLASSES	672	2	42	44		252	1423	1675

Table 6B Total Contd.....

Sl. No.	Size Class (Ha)	Total Oil Seeds Cotton(1101)						Total Area	No. of Holdings	Irrigated Area	Unirrigated area	Total Area
		No. of Holdings	Irrigated Area	Unirrigated area	Total Area	No. of Holdings	Irrigated Area					
1	2	3	4	5	6	7	8	9	10			
1	BELOW 0.5		49923	290210	340133	3484	7	214	221			
2	0.5 - 1.0		25655	100358	126013	1662	45	462	507			
	MARGINAL		75578	390568	466146	5146	52	676	720			
3	1.0 - 2.0		25188	78251	103439	2337	220	1223	1443			
	SMALL		25188	78251	103439	2337	220	1223	1443			
4	2.0 - 3.0		12109	34019	46128	1160	192	797	989			
5	3.0 - 4.0		5122	12698	17820	278	43	347	390			
	SEMI MEDIUM		17231	46717	63948	1438	235	1144	1379			
6	4.0 - 5.0		3929	8867	12796	290	136	243	379			
7	5.0 - 7.5		2581	5733	8314	146	39	148	187			
8	7.5 - 10.0		1040	2060	3100	5	0	47	47			
	MEDIUM		7550	16660	24210	441	175	438	613			
9	10.0 - 20.0		1229	2433	3662	18	9	8	17			
10	20.0 & ABOVE		1128	8054	9182	23	21	40	61			
	LARGE		2357	10487	12844	41	30	48	78			
	ALL CLASSES		127904	542683	670587	9403	712	3529	4241			

Table 6B Total Contd.....

Sl. No.	Size Class (Ha)	Other Fibres Total Fibres						Total Area	Unirrigated area	Irrigated Area	No. of Holdings	Unirrigated area	Irrigated Area	Total Area
		No. of Holdings	Irrigated Area	Unirrigated area	Total Area	No. of Holdings	Irrigated Area							
1	2	3	4	5	6	7	8	9	10					
1	BELOW 0.5		0	0	0		7	214	221					
2	0.5 - 1.0		0	0	0		45	462	507					
	MARGINAL		0	0	0		52	676	728					
3	1.0 - 2.0		0	0	0		220	1223	1443					
	SMALL		0	0	0		220	1223	1443					
4	2.0 - 3.0		0	0	0		192	797	989					
5	3.0 - 4.0		0	0	0		43	347	390					
	SEMI MEDIUM		0	0	0		235	1144	1379					
6	4.0 - 5.0		0	0	0		136	243	379					
7	5.0 - 7.5		0	0	0		39	148	187					
8	7.5 - 10.0		0	0	0		0	47	47					
	MEDIUM		0	0	0		175	438	613					
9	10.0 - 20.0		0	0	0		9	8	17					
10	20.0 & ABOVE		0	0	0		21	40	61					
	LARGE		0	0	0		30	48	78					
	ALL CLASSES		0	0	0		712	3529	4241					

Table 6B Total Contd.....

Sl. No.	Size Class (Ha)	Other Dyes Total Dyes						Total Area	No. of Holdings	Irrigated Area	Unirrigated area	Total Area	No. of Holdings	Irrigated Area	Unirrigated area	Total Area
		No. of Holdings	Irrigated Area	Unirrigated area	Total Area	No. of Holdings	Irrigated Area									
1	2	3	4	5	6	7	8	9	10							
1	BELOW 0.5		1	20	21		1	20	21							
2	0.5 - 1.0		0	3	3		0	3	3							
	MARGINAL		1	23	24		1	23	24							
3	1.0 - 2.0		1	13	14		1	13	14							
	SMALL		1	13	14		1	13	14							
4	2.0 - 3.0		0	33	33		0	33	33							
5	3.0 - 4.0		0	1	1		0	1	1							
	SEMI MEDIUM		0	34	34		0	34	34							
6	4.0 - 5.0		0	36	36		0	36	36							
7	5.0 - 7.5		0	0	0		0	0	0							
8	7.5 - 10.0		0	0	0		0	0	0							
	MEDIUM		0	36	36		0	36	36							
9	10.0 - 20.0		0	0	0		0	0	0							
10	20.0 & ABOVE		0	0	0		0	0	0							
	LARGE		0	0	0		0	0	0							
	ALL CLASSES		2	106	108		2	106	108							

Table 6B Total Crops.....

Sl. No.	Size Class (Ha)	Tobacco (1302)			Tea (1303)				
		No. of Holdings	Irrigated Area	Unirrigated area	Total Area	No. of Holdings	Irrigated Area	Unirrigated area	Total Area
1	2	3	4	5	6	7	8	9	10
1	BELOW 0.5	188	4	3	8	7916	0	515	515
2	0.5 - 1.0	59	1	6	1	3893	5	716	721
	MARGINAL	247	5	4	9	11809	5	1231	1236
3	1.0 - 2.0	52	1	4	5	4263	8	1296	1304
	SMALL	52	1	4	5	4263	8	1296	1304
4	2.0 - 3.0	19	8	0	8	1496	33	886	919
5	3.0 - 4.0	0	0	0	0	326	11	191	202
	SEMI MEDIUM	19	8	0	8	1822	44	1077	1121
6	4.0 - 5.0	0	0	0	0	177	0	641	641
7	5.0 - 7.5	0	0	0	0	69	0	106	106
8	7.5 - 10.0	0	0	0	0	18	0	5	5
	MEDIUM	0	0	0	0	264	0	752	752
9	10.0 - 20.0	0	0	0	0	42	2	116	118
10	20.0 & ABOVE	0	0	0	0	54	1078	8094	9172
	LARGE	0	0	0	0	96	1080	8210	9290
	ALL CLASSES	318	14	8	22	18254	1137	12566	13703

Table 6B Total Contd.....

Sl. No.	Size Class (Ha)	Coffee(1304)				Rubber			
		No. of Holdings	Irrigated Area	Unirrigated area	Total Area	No. of Holdings	Irrigated Area	Unirrigated area	Total Area
1	2	3	4	5	6	7	8	9	10
1	BELOW 0.5	307645	63	11811	11874	480979	318	66922	67240
2	0.5 - 1.0	81813	65	10536	10601	201119	495	77547	78042
	MARGINAL	389458	128	22347	22475	682098	813	144469	145202
3	1.0 - 2.0	59369	159	13153	13312	142717	858	97603	98461
	SMALL	59369	159	13153	13312	142717	858	97603	98461
4	2.0 - 3.0	19243	203	6554	6757	44902	671	50947	51618
5	3.0 - 4.0	5100	81	2188	2269	12546	185	19262	19447
	SEMI MEDIUM	24343	284	8742	9026	57448	856	70209	71065
6	4.0 - 5.0	3009	84	1934	2018	7226	90	15446	15536
7	5.0 - 7.5	1642	249	2035	2284	3814	190	10794	10984
8	7.5 - 10.0	541	118	1124	1242	1046	83	4845	4928
	MEDIUM	5192	451	5093	5544	12086	363	31085	31448
9	10.0 - 20.0	765	640	1512	2152	1055	141	7731	7872
10	20.0 & ABOVE	371	671	8011	8682	371	74	19868	19942
	LARGE	1136	1311	9523	10834	1426	215	27599	27814
	ALL CLASSES	479498	2333	58858	61191	895775	3105	370965	374070

Table 6B Total Contd.....

Sl. No.	Size Class (Ha)	Other Drugs and Narcotics(1388)				Total Drugs and Narcotics(1399)			
		No. of Holdings	Irrigated Area	Unirrigated area	Total Area	No. of Holdings	Irrigated Area	Unirrigated area	Total Area
1	2	3	4	5	6	7	8	9	10
1	BELOW 0.5		41	354	395		426	79606	80032
2	0.5 - 1.0		36	245	281		602	89044	89646
	MARGINAL		77	599	676		1028	168650	169678
3	1.0 - 2.0		82	308	390		1108	112364	113472
	SMALL		82	308	390		1108	112364	113472
4	2.0 - 3.0		23	89	112		938	58476	59414
5	3.0 - 4.0		19	54	73		296	21695	21991
	SEMI MEDIUM		42	143	185		1234	80171	81405
6	4.0 - 5.0		3	26	29		177	18047	18224
7	5.0 - 7.5		28	14	42		467	12949	13416
8	7.5 - 10.0		15	4	19		216	5978	6194
	MEDIUM		46	44	90		860	36974	37834
9	10.0 - 20.0		0	20	20		783	9379	10162
10	20.0 & ABOVE		0	62	62		1823	36035	37858
	LARGE		0	82	82		2606	45414	48020
	ALL CLASSES		247	1176	1423		6836	443573	450409

Table 6B Total Contd.....

Table 6B Total Contd.....

Sl. No.	Size Class (Ha)	Guar(1401)				Oats(1402)			
		No. of Holdings	Irrigated Area	Unirrigated area	Total Area	No. of Holdings	Irrigated Area	Unirrigated area	Total Area
1	2	3	4	5	6	7	8	9	10
1	BELOW 0.5	374	0	6	6	258	0	0	0
2	0.5 - 1.0	33	0	1	1	38	0	0	0
	MARGINAL	407	0	7	7	296	0	0	0
3	1.0 - 2.0	35	0	0	0	18	0	1	1
	SMALL	35	0	0	0	18	0	1	1
4	2.0 - 3.0	32	0	0	0	17	0	0	0
5	3.0 - 4.0	0	0	0	0	22	0	0	0
	SEMI MEDIUM	32	0	0	0	39	0	0	0
6	4.0 - 5.0	0	0	0	0	11	0	2	2
7	5.0 - 7.5	0	0	0	0	0	0	0	0
8	7.5 - 10.0	0	0	0	0	0	0	0	0
	MEDIUM	0	0	0	0	11	0	2	2
9	10.0 - 20.0	0	0	0	0	0	0	0	0
10	20.0 & ABOVE	0	0	0	0	0	0	0	0
	LARGE	0	0	0	0	0	0	0	0
	ALL CLASSES	474	0	7	7	364	0	3	3

Table 6B Total Contd.....

Sl. No.	Size Class (Ha)	Green Manures(1403)				Other Fooder Crops			
		No. of Holdings	Irrigated Area	Unirrigated area	Total Area	No. of Holdings	Irrigated Area	Unirrigated area	Total Area
1	2	3	4	5	6	7	8	9	10
1	BELOW 0.5	98957	37	1014	1051		872	25755	26627
2	0.5 - 1.0	17870	18	427	445		299	9309	9608
	MARGINAL	116827	55	1441	1496		1171	35064	36235
3	1.0 - 2.0	9830	28	393	421		349	8787	9136
	SMALL	9830	28	393	421		349	8787	9136
4	2.0 - 3.0	3256	15	192	207		267	4355	4622
5	3.0 - 4.0	743	11	32	43		107	1468	1575
	SEMI MEDIUM	3999	26	224	250		374	5823	6197
6	4.0 - 5.0	676	24	50	74		79	1176	1255
7	5.0 - 7.5	216	2	31	33		60	817	877
8	7.5 - 10.0	107	1	4	5		17	525	542
	MEDIUM	999	27	85	112		156	2518	2674
9	10.0 - 20.0	111	9	25	34		45	686	731
10	20.0 & ABOVE	39	0	6	6		3	2739	2742
	LARGE	150	9	31	40		48	3425	3473
	ALL CLASSES	131805	145	2174	2319		2098	55617	57715

Table 6B Total Contd.....

Sl. No.	Size Class (Ha)	Fooder and Green Manures				Total Non Food Crops			
		No. of Holdings	Irrigated Area	Unirrigated area	Total Area	No. of Holdings	Irrigated Area	Unirrigated area	Total Area
1	2	3	4	5	6	7	8	9	10
1	BELOW 0.5		909	26775	27684		51266	396825	448091
2	0.5 - 1.0		317	9737	10054		26619	199604	226223
	MARGINAL		1226	36512	37738		77885	596429	674314
3	1.0 - 2.0		377	9181	9558		26894	201032	227926
	SMALL		377	9181	9558		26894	201032	227926
4	2.0 - 3.0		282	4547	4829		13521	97872	111393
5	3.0 - 4.0		118	1500	1618		5579	36241	41820
	SEMI MEDIUM		400	6047	6447		19100	134113	153213
6	4.0 - 5.0		103	1228	1331		4345	28421	32766
7	5.0 - 7.5		62	848	910		3149	19678	22827
8	7.5 - 10.0		18	529	547		1274	8614	9888
	MEDIUM		183	2605	2788		8768	56713	65481
9	10.0 - 20.0		54	711	765		2075	12531	14606
10	20.0 & ABOVE		3	2745	2748		2975	46874	49849
	LARGE		57	3456	3513		5050	59405	64455
	ALL CLASSES		2243	57801	60044		137697	1047692	1185389

Table 6B Total Contd.....

Sl. No.	Size Class (Ha)	Fooder and Green Manures				Total Non Food Crops			
		No. of Holdings	Irrigated Area	Unirrigated area	Total Area	No. of Holdings	Irrigated Area	Unirrigated area	Total Area
1	2	3	4	5	6	7	8	9	10
1	BELOW 0.5	-	59	1771	1830	-	839	43913	44752
2	0.5 - 1.0	-	16	269	285	-	421	13809	14230
	MARGINAL	-	75	2040	2115	-	1260	27722	58982
3	1.0 - 2.0	-	3	162	162	-	219	8870	9089
	SMALL	-	3	162	165	-	219	8870	9089
4	2.0 - 3.0	-	1	38	39	-	92	2900	2992
5	3.0 - 4.0	-	0	8	8	-	0	874	874
	SEMI MEDIUM	-	1	46	47	-	92	3774	3866
6	4.0 - 5.0	-	0	8	8	-	0	585	585
7	5.0 - 7.5	-	0	0	0	-	3	348	351
8	7.5 - 10.0	-	0	0	0	-	11	274	285
	MEDIUM	-	0	8	8	-	14	1207	1221
9	10.0 - 20.0	-	0	19	19	-	0	521	521
10	20.0 & ABOVE	-	0	0	0	-	0	412	412
	LARGE	-	0	19	19	-	0	933	933
	ALL CLASSES	-	79	2275	2354	-	1585	72506	74091

TABLE 7: ESTIMATED NUMBER AND AREA OF OPERATIONAL HOLDINGS BY SIZE CLASSES AND DISPERSAL OF OPERATED AREA

STATE TABLE

SC

(AREA IN HEACTARES)

Sl. No.	Size Class	Total No. of Holdings		Operational Holdings Whose Operated Area Is Located						Operational Holdings whose operators reside outside the thehsil	
		No.	Area	Entirely in the village of residence		Partly in the village of residence and partly in the other thehsil		Entirely out side the village of Residence but within the same thehsil		No	Area
1	2	3	4	5	6	7	8	9	10	11	12
1	BELOW 0.5	566700	36487	563136	35751	2976	699	359	25	229	12
2	0.5 - 1.0	8998	6142	8359	5848	439	294	0	0	0	0
	MARGINAL	575698	42629	571695	41599	3415	993	359	25	229	12
3	1.0 - 2.0	2846	3528	2739	3394	99	123	0	0	8	11
	SMALL	2846	3528	2739	3394	99	123	0	0	8	11
4	2.0 - 3.0	471	1063	436	977	35	86	0	0	0	0
5	3.0 - 4.0	80	263	77	255	3	8	0	0	0	0
	SEMI MEDIUM	51	1326	513	1232	38	94	0	0	0	0
6	4.0 - 5.0	30	134	30	134	0	0	0	0	0	0
7	5.0 - 7.5	30	168	30	168	0	0	0	0	0	0
8	7.5 - 10.0	5	42	5	42	0	0	0	0	0	0
	MEDIUM	65	344	65	344	0	0	0	0	0	0
9	10.0 - 20.0	0	0	0	0	0	0	0	0	0	0
10	20.0 & ABOVE	0	0	0	0	0	0	0	0	0	0
	LARGE	0	0	0	0	0	0	0	0	0	0
	ALL CLASSES	579160	47827	575012	46569	3552	1210	359	25	237	23

TABLE 7: ESTIMATED NUMBER AND AREA OF OPERATIONAL HOLDINGS BY SIZE CLASSES AND DISPERSAL OF OPERATED AREA
(AREA IN HECTARES)

ST

Sl. No.	Size Class	Total No. of Holdings		Operational Holdings Whose Operated Area Is Located				Operational Holdings whose operators reside outside the thehsil			
		No	Area	No	Area	No	Area	No	Area		
										Entirely in the village of residence	
1	2	3	4	5	6	7	8	9	10	11	12
1	BELOW 0.5	52362	7012	52183	6975	136	30	33	6	10	1
2	0.5 - 1.0	970	6957	9574	6854	135	103	0	0	0	0
	MARGINAL	53332	13969	61757	13829	271	133	33	6	10	1
3	1.0 - 2.0	7477	10177	7271	9874	180	266	26	37	0	0
	SMALL	7477	10177	7271	9874	180	266	26	37	0	0
4	2.0 - 3.0	2627	5847	2578	5732	49	115	0	0	0	0
5	3.0 - 4.0	388	1269	375	1225	13	44	0	0	0	0
	SEMI MEDIUM	3015	7116	2953	6957	62	159	0	0	0	0
6	4.0 - 5.0	140	594	126	533	14	61	0	0	0	0
7	5.0 - 7.5	60	349	60	349	0	0	0	0	0	0
8	7.5 - 10.0	5	47	5	47	0	0	0	0	0	0
	MEDIUM	205	990	191	929	14	61	0	0	0	0
9	10.0 - 20.0	0	0	0	0	0	0	0	0	0	0
10	20.0 & ABOVE	5	150	0	0	5	150	0	0	0	0
	LARGE	5	150	0	0	5	150	0	0	0	0
	ALL CLASSES	64034	32402	72172	31589	532	769	59	43	10	1

TABLE 7: ESTIMATED NUMBER AND AREA OF OPERATIONAL HOLDINGS BY SIZE CLASSES AND DISPERSAL OF OPERATED AREA
STATE TABLE

Sl. No.	Size Class	Total No. of Holdings		Operational Holdings Whose Operated Area Is Located						Operational Holdings whose operations reside outside the thehsil	
		No	Area	Entirely in the village of residence		Partly in the village of residence and partly in the other village (s) the same thehsil		Entirely out side the village of Residence but within the same thehsil		No	Area
				No	Area	No	Area	No	Area		
1	2		4	5	6	7	8	9	10	11	12
1	BELOW 0.5	4834074	544043	4768672	528195	55742	14942	4599	372	5061	534
2	0.5 - 1.0	446007	311808	414304	289164	31269	22336	276	195	158	113
	MARGINAL	5280081	855851	5182976	817359	87011	37278	4875	567	5219	647
3	1.0 - 2.0	251968	335836	228701	303969	22884	31349	209	285	174	233
	SMALL	251968	335836	228701	303969	22884	31349	209	285	174	233
4	2.0 - 3.0	71584	166599	63089	146444	8434	20005	0	0	61	150
5	3.0 - 4.0	20382	68920	17244	58227	3138	10693	0	0	0	0
	SEMI MEDIUM	91966	235519	80333	204671	11572	30698	0	0	61	150
6	4.0 - 5.0	11509	50113	9788	42518	1671	7369	26	118	24	108
7	5.0 - 7.5	6095	36630	4802	28909	1293	7721	0	0	0	0
8	7.5 - 10.0	1864	15735	1515	12893	337	2749	12	93	0	0
	MEDIUM	19468	102478	16105	84320	3301	17839	38	211	24	108
9	10.0 - 20.0	1952	25327	1485	19273	467	6054	0	0	0	0
10	20.0 & ABOVE	946	76983	830	68299	116	8684	0	0	0	0
	LARGE	2898	102310	2315	87572	583	14738	0	0	0	0
	ALL CLASSES	5646381	1631994	5510430	1497891	125351	131902	5122	1063	5478	1138

OTHERS

(AREA IN HEACTARES)


TABLE 7: ESTIMATED NUMBER AND AREA OF OPERATIONAL HOLDINGS BY SIZE CLASSES AND DISPERSAL OF OPERATED AREA

STATE TABLE

TOTAL

(AREA IN HECTARES)

Sl. No.	Size Class	Total No. of Holdings		Operational Holdings Whose Operated Area Is Located		Operational Holdings whose operators reside outside the thehsil					
		No	Area	Entirely in the village of residence		Entirely out side the village of Residence but within the same thehsil					
				No	Area	No	Area				
1	2	3	4	5	6	7	8	9	10	11	12
1	BELOW 0.5	5453136	587542	5383991	570921	58854	15671	4991	403	5300	547
2	0.5 - 1.0	464714	324907	432437	301866	31843	22733	276	195	158	113
	MARGINAL	5917850	912449	5816428	872787	90697	38404	5267	598	5458	660
3	1.0 - 2.0	262291	349541	238711	317237	23163	31738	235	322	182	244
	SMALL	262291	349541	238711	317237	23163	31738	235	322	182	244
4	2.0 - 3.0	74682	173509	66103	153153	8518	20206	0	0	61	150
5	3.0 - 4.0	20850	70452	17696	59707	3154	10745	0	0	0	0
	SEMI MEDIUM	95532	243961	83799	212860	11672	30951	0	0	61	150
6	4.0 - 5.0	11679	50841	9944	43185	1685	7430	26	118	24	108
7	5.0 - 7.5	6185	37147	4892	29426	1293	7721	0	0	0	0
8	7.5 - 10.0	1874	15824	1525	12982	337	2749	12	93	0	0
	MEDIUM	19738	103812	16361	85593	3315	17900	38	211	24	108
9	10.0 - 20.0	1952	25327	1485	19273	467	6054	0	0	0	0
10	20.0 & ABOVE	951	77133	830	68299	121	8834	5	0	0	0
	LARGE	2903	102460	2315	87572	588	14888	0	0	0	0
	ALL CLASSES	6998314	1712223	6157614	1576049	129435	133881	5540	1131	5725	1162



1377

