

STRICTLY ~~CONFIDENTIAL~~  
FOR OFFICE USE ONLY

3676



GOVERNMENT OF KERALA

# FACT BOOK

ON

BASIC MATERIALS, PRODUCTION,  
EMPLOYMENT, CAPITAL,  
VALUE ADDED BY MANUFACTURE ETC.  
OF INDUSTRIES IN KERALA

1973-74

Issued by the  
Bureau of Economics & Statistics,  
Trivandrum

---

PRINTED BY THE S. G. P. AT THE STAMP MANUFACTORY  
TRIVANDRUM, 1978




DES  
LIBRARY

013-501

FACT BOOK  
ON  
BASIC MATERIALS, PRODUCTION,  
EMPLOYMENT, CAPITAL,  
VALUE ADDED BY MANUFACTURE ETC.  
OF INDUSTRIES IN KERALA  
1973-74

pe  
de l  
State



## P R E F A C E

This is the first attempt to present a FACT Book based on the principal results of Annual Survey of Industries 1973-74 for the entire registered factory sector of the State. The FACT Book gives a broad picture of the factory sector by fixed capital, working capital, invested capital, loans, all workers, all employees, wages to workers, total emoluments, fuel consumed, materials consumed, total inputs, products, semi-finished products, total output, depreciation and value added by manufacture. Besides, the quantity and value of basic materials used by the industry and the value of each of the items are given. The quantity and value of items produced by each type of industries are also presented in detail. This book is intended to provide basic data for the industrial planning in the State and for other studies connected with industrial efficiency.

This volume has been prepared by Sri G. Surendranathan Nair, Assistant Director and Sri N. George John, Deputy Director assisted by Sri. P. R. Krishna Pillai, Research Officer, Sri A. Sivarama Krishnan Nair, Research Assistant, Sri G. Rama Chandran Asari, Smt. S. Ushakumari, B. Ponnammal (Compilers). Sri T. Kuruvilla Mathen, Joint Director has been in over all charge of the work.

I am glad to present the volume with the hope that this volume will be of immense use to the Planners, Administrators and Researchers of the country.

Trivandrum.

Dr. P. A. NAIR,  
*Director*

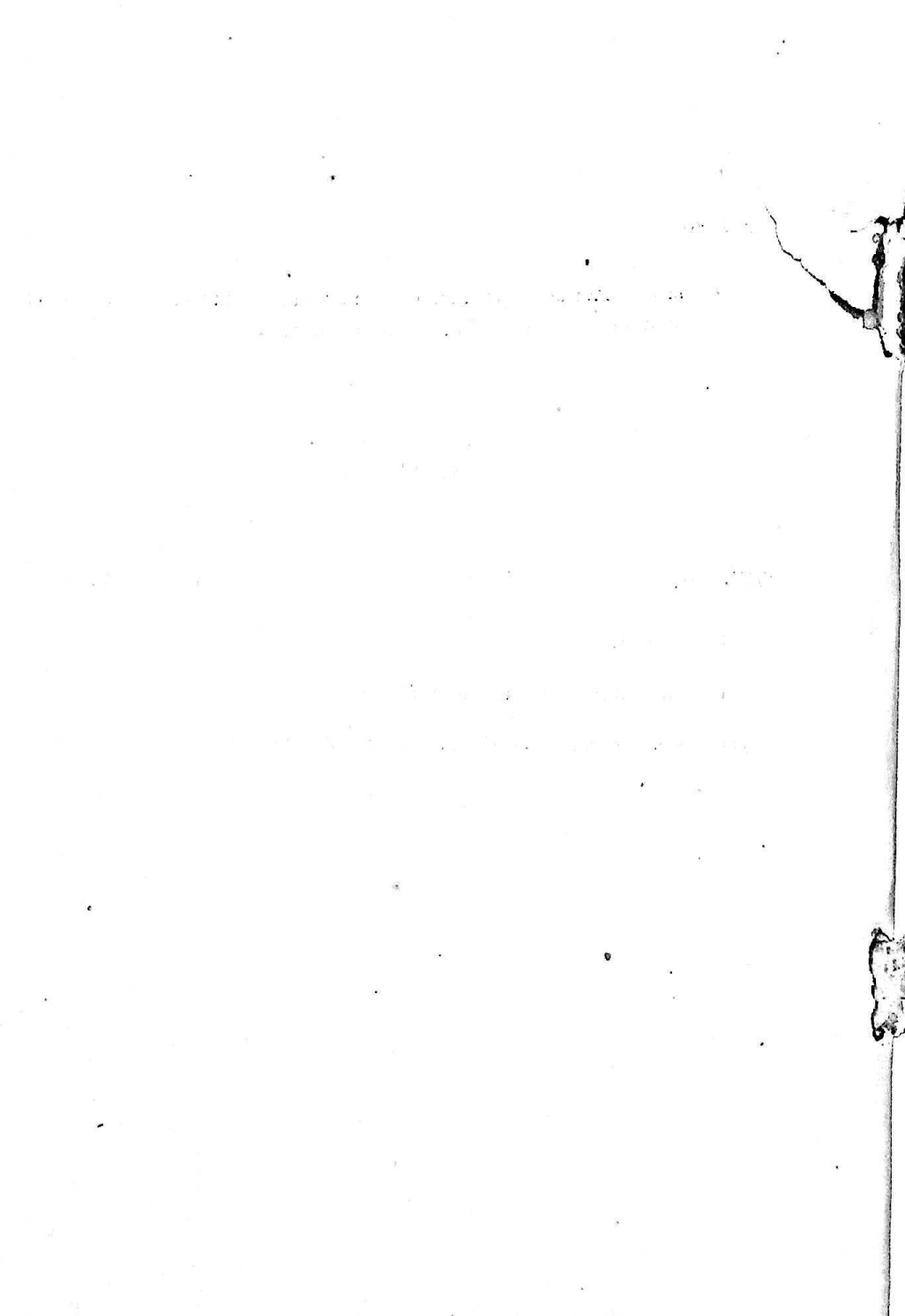


## *FACT BOOK*

On basic materials, production employment, capital, value added by manufacture etc. of industries in Kerala 1973-74.

### **CONTENTS**

<i>SECTION</i>	<i>PAGES</i>
I. Introduction	i & 1— 6
II. Industrywise Economic Indicators	7— 23
III. Industry-wise, Basic Materials and Production	27—126





## I. INTRODUCTION



## INTRODUCTION

Industries registered under Factory Act of 1948 have been arranged serially according to three digit industrial classification code. About 63% of the industries had utilized on invested capital of less than 50 lakhs each. Nearly 9% of the industries came under the invested capital range of 50 lakhs to 1 crore.

The investment under generation and transmission of electric energy was the highest in the factory sector of the State. Manufacture of inorganic and mixed fertilizers was the next highly invested industry. The industries classified according to capital investment arranged in the descending order is given in Table 1. Only industries which had utilized rupees one crore and above are given in the above table.

The industry which provided the largest employment in the State was the cashew processing. Generation and transmission of electric energy was the 2nd largest employer. Cotton and weaving mills recorded as the 3rd largest employer. In table 2, the industries are classified in the descending order with respect to the employment provided in the various types of industries. Only industries providing employment to more than 1000 persons each are given in the table 2. Out of 110 types of industries listed, only 25 of them, provided employment to more than 1000 persons and other industries had provided employment to less than 1000 persons.



TABLE I

**Industries classified according to capital investment  
in the descending order**

Sl. No.	Code	Name of Industry	Invested Capital Rs. in Crores
1	40	Generation and transmission of electric energy	217.82
2	311-1	Manufacture of inorganic & mixed fertilizers	87.11
	311-3		
3	310-1	Manufacture of basic heavy inorganic chemicals	20.60
4	231	Cotton spinning and weaving mills	16.86
5	214	Cashewnut processing	13.03
6	357	Manufacture of machine tools	9.05
7	361	Manufacture of insulated wires and cables	7.14
8	212	Tea processing	5.95
9	203	Canning and preservation of fish and similar foods	5.56
10	360-2	Manufacture of transformers	4.37
11	302-9	Manufacture of rubber products—Others	4.20
12	270	Manufacture of plywood and veneers	3.88
13	300	Tyre and tube industries	3.46
14	268	Manufacture of Coir and Coir Products	3.32
15	331-9	Casting and Forging of Iron—Others	3.20
16	320-4	Manufacture of Tiles	2.66
17	206	Manufacture and refining of Sugar	2.63
18	340	Fabricated metal products	2.57
19	217	Manufacture of starch	2.50
20	271	Sawing and Planing of wood	2.25
21	360-3	Manufacture of switch gears	2.08
22	284	Printing and Publishing of news papers	2.06
23	285	Printing and Publishing of Books & Journals	1.64
24	320	Structural clay products	1.60
25	330	Manufacture of iron and steel industries	1.58
26	973	Repair of motor vehicles	1.54
27	235	Weaving and Finishing of Cotton-Handlooms	1.52
28	211	Manufacture of other edible oils	1.31
29	313	Manufacture of drugs and Pharmaceuticals	1.15
30	289	Printing of picture and post card	1.12

TABLE II

**Industries classified according to employment**

Sl. No.	Code	Name of Industry	No. of Employees (No.)
1	214	Cashewnut processing	101766
2	40	Generation and Transmission of electric energy	18311
3	231	Cotton spinning and weaving—Mills	11470
4	320-4	Manufacture of Tiles	9761
5	271	Sawing and Planning of Wood	7800
6	212	Tea Processing	5656
7	235	Weaving and finishing of Cotton—Handlooms	5463
8	973	Repair of motor vehicles	4418
9	311-1 311-3	Manufacture of Inorganic & Mixed Fertilizers	4162
10	320	Structural clay products	3584
11	270	Manufacture of Plywood & Veneers	3316
12	268	Manufacture of Coir and Coir products	3312
13	203	Canning and preservation of fish and similar foods	3147
14	302-9	Manufacture of rubber products—Others	3126
15	285	Printing and Publishing of Books and Journals	2571
16	310-1	Manufacture of Basic Heavy Inorganic Chemicals	2432
17	357	Manufacture of machine tools	2360
18	284	Printing and Publishing of news papers	1838
19	289	Printing of Picture and Post Cards	1430
20	206	Manufacture and refining of sugar	1356
21	300	Tyre and Tube Industries	1300
22	214-9	Cashewnut Processing and packing	1260
23	361	Manufacture of insulated wires and cables	1210
24	370-1	Making of Ship & other vessels	1183
25	360-2	Manufacture of Transformers	1064

## CONCEPTS AND DEFINITIONS

(Annual Survey of Industries 1973-74)

1. Reference year is the accounting year of the factory closing accounts on any day between 1st April 1973 and 31st March, 1974.

2. Registered Factory is one registered under the Indian Factories Act, 1948, employing 10 or more workers with the aid of power and 20 or more workers without the aid of power. Closed factories are also included till they are deleted from the lists maintained by the Chief Inspectors of Factories.

3. Gross value of plant and machinery : represents the total original (undepreciated) value of plant and machinery as at the end of the accounting period. It includes book value of own constructed plant and machinery if installed, and approximate value of rented in plant and machinery at the time of renting-in but excludes the rented-out plant and machinery. Total value of plant and machinery acquired on hire purchase basis is also included.

4. Fixed capital represents the depreciated book value of fixed assets of the factory as on the closing day of the accounting year. Fixed capital covers all goods, new or used, that have a normal economic life of one year or more (e.g. land buildings including those under construction, plant and machinery transport equipment, etc.) It includes the fixed assets of the head office allocable to the factory. Assets solely used for post-manufacture distribution as well as intangible assets are, however, excluded from fixed capital.

5. Working capital comprises stock of materials, stores, fuels, semi-finished goods and finished goods, cash in hand and at bank, net balance of amounts receivable over amounts payable as at the end of the year. It excludes fixed deposits and long-term loans and investments.

6. Invested capital is the total of fixed capital and physical working capital comprising stocks of materials, stores, fuels, etc., semi-finished goods and finished products and by-products as at the end of the accounting year.

7. Outstanding loan represents all loans whether short-term or long-term remaining outstanding according to the books of the factory in the closing day of accounting year.

8. Workers: The term 'workers' are used in the same sense as defined in section 2 (1) of the Factories Act 1948 where a worker is defined as a person employed directly or through any agency whether for wage or not, in any manufacturing process or in cleaning any part of the machinery or premises used for manufacturing process or in any other kind of work incidental to or connected with the manufacturing process or the subject of the manufacturing process. However, persons holding positions of supervision and management or employed in a confidential position are excluded.

9. Employees relate to all persons engaged by the factory in work connected directly or indirectly with the manufacturing process and include all administrative, technical and clerical staff as also labour engaged in the production of capital assets for factory's own use but exclude persons engaged in sales or delivery of goods and employees in the publicity department for sales promotion. They also include the proprietors and partners and their unpaid family members who work in or for the factory. Persons in the head office connected with the manufacturing activity of the factory are also included.

The number of workers/employees is the average number per working day. It is calculated by adding for each category, persons attending and on leave with pay (including those on strike but excluding those on unlimited leave, leave without pay or pension) over each shift of all working days and dividing the result by the number of working days.

10. Man hours worked represent the total man hours worked by the factory during the reference year. This is calculated by multiplying the number of workers employed in each shift by the number of hours in the shift and aggregating the product for all shifts on all working days in the year and adding to the result the aggregate over-time hours put in during the year.

11. Wages: include all payments made to workers in cash as compensation for work done during the year, e. g., basic wages; dearness allowance, over time payments, shift allowance, leave wages, wages for paid holidays, all bonuses such as profit sharing bonus, production bonus, good attendance bonus, incentive bonus, etc. and other cash payments made from time to time, regular and ad-hoc, contractual or ex-gratia.

12. Emoluments include besides salaries and wages paid during the year to persons in employment, the imputed value of benefits in kind in respect of supplies made or services rendered such as housing, food grains, medical, education, transport, recreational facilities. It excludes factory expenses in the shape of employer's contribution to provident fund, pension, gratuity or similar other charges.

13. Fuels consumed represent the total purchase value (including transport charges and other incidental costs) of all items of fuels, lubricants, electricity, water, etc. consumed by the factory during the reference year and excludes that part of fuels which is produced and consumed by the factory in manufacture.



14. Materials consumed represent the total purchase value (inclusive of transport charges and other incidental costs) of all items of raw materials, chemicals, packing materials, and stores actually consumed during the reference year in or for manufacture in the repair and maintenance of fixed capital and manufacture of capital assets for factory's own use. It also includes the purchase value of goods sold in the same condition as purchased and value of products reported for sale in the previous year but consumed during the current year for further manufacture. It excludes the intermediate products, i.e. goods produced within the factory and consumed for further manufacture.

15. Total input comprises all manufacturing costs of the factory on account of fuel and materials consumed as defined above including cost of industrial and non-industrial services purchased (e.g. audit fee, bank and telephone charges as well as sundry indirect taxes such as local rates and factory licences paid by the factory).

16. Products: The term 'product' represents the ex-factory value (i.e. exclusive of taxes, duties, etc. paid on sales) of all finished products and by-products manufactured during the reference year and the sale value of goods sold in the same condition as purchased. It excludes the value of intermediate product i.e. those produced and further consumed in manufacture within the factory but includes the value of capital assets produced for factory's own use.

17. Net value of semi-finished goods (semi-finished goods) the excess of value of goods in process at the end of the accounting year over that at the beginning of the year. It includes the value of semi-finished goods of last year sold in the current year.

18. Total output is the ex-factory value of products as defined above and the value of industrial services rendered by the factory to others during the reference year. It includes the net value of semi-finished goods (as defined above).

19. Depreciation is the consumption of fixed capital by the factory during the reference year and is taken as provided for by the factory or estimated on the basis of the cost of installation and working life of the fixed assets calculated in terms of number of years.

20. Value added by manufacture is that part of the value of the output which is created in the factory and is obtained by deducting from the total value of output the total value of input and depreciation.

## DESCRIPTION OF NATIONAL INDUSTRIAL CLASSIFICATION

Sl. No.	Major group	Description	Code
1	20—21	Manufacture of food products	200—219
2	22	Manufacture of Beverages Tobacco and Tobacco Products.	220—229
3	23	Manufacture of Cotton Textiles	230—239
4	26	Manufactur of Textile Products (including Wearing apparel other than Footwear)	260—269
5	27	Manufacture of Wood and Wood Products	270—279
6	28	Manufacture of Paper and Paper Products and Printing, Publishing and Allied Industries	280—289
7	29	Manufacture of Leather and Fur Products (except repair)	290—299
8	30	Manufacture of Rubber, Plastic, Petroleum and coal. products	300—307
9	31	Manufacture of Chemicals and Chemical Products (except products of petroleum)	310—319
10	32	Manufacture of Non-Metalic Mineral Products	320—329
11	33	Basic Metal and Alloys Industries	330—339
12	34	Manufacture of Metal Products and Parts except Machinery and Transport equipments	340—349
13	35	Manufacture of Machinery, Machine Tools and Parts Except Electrical Machinery	350—359
14	36	Manufacture of Electrical Machinery, Apparatus, Appliances and supplies and pasts	360—369
15	37	Manufacture of Transport equipments and parts	370—379
16	38	Other Manufacturing Industries	380—389
17	42	Water Works and Supply	420
18	97	Repair Services	971—979

## II INDUSTRY-WISE ECONOMIC INDICATORS

## ANNUAL SURVEY OF

## Economic

Sl. No.	Code	Name of Industry	No. of units	Fixed capital	Working capital
(1)	(2)	(3)	(4)	(5)	(6)
1	40	Generation and Transmission of electric energy	6	19833.28	2055.12
2	200	Slaughtering, Preparation and Preservation of meat	□	46.69	0.26
3	201	Manufacture of dairy products	□	94.29	6.65
4	202	Canning and preservation of fruits and vegetables	7	14.13	58.16
5	203	Canning and preservation of fish and similar foods	53	338.24	333.93
6	203-3	Processing and canning of fish	□	14.46	0.22
7	204	Grain mill products	72	27.98	11.34
8	205	Manufacture of Bakery products	□	1.52	0.43
9	206	Manufacture and refining of sugar	□	126.24	42.80
10	209	Manufacture of cocoa, chocolate and sugar confectionery	□	0.23	0.01
11	211	Manufacture of other edible oils	63	34.54	78.33
12	212	Tea processing	116	441.02	176.05
13	213	Coffee curing, roasting and grinding	□	14.66	13.55
14	213-2	Coffee roasting and grinding	□	8.22	6.84
15	214	Cashewnut processing	279	159.60	788.63
16	214-9	Cashewnut processing and packing	□	3.35	10.41
17	215	Manufacture of Ice	□	9.47	3.01
18	217	Manufacture of starch	5	92.06	246.09
19	219	Manufacture of food products—others	6	1.57	0.96
20	220	Distilling and rectifying of spirits	□	15.03	1.80
21	226	Manufacture of Beedi	□	9.82	1.15
22	227	Manufacture of Cigars	□	..	-0.02
23	230	Cotton ginning and cleaning	□	0.29	..
24	231	Cotton spinning and weaving—Mills	24	903.91	433.54
25	232	Printing and bleaching of cotton	□	0.63	1.45
26	235	Weaving and finishing of cottons— Handlooms	100	50.82	135.33
27	236	Weaving and finishing of cotton— Powerlooms	16	16.39	7.34

## INDUSTRIES 1973—74

## Census &amp; Sample Combined

Indicator<sup>s</sup>

Rs. in lakhs

Invested capital	Loans	All workers	Men hours	All emplo- yees	Wages to workers
(7)	(8)	(9)	(10)	(11)	(12)
21782.31	21334.99	12978	39137967	18311	590.02
46.78	..	24	51808	80	0.61
97.22	19.34	214	353596	358	5.63
78.35	33.59	387	748972	458	6.56
556.20	392.80	2297	5235205	3147	51.30
16.73	11.35	89	176796	138	1.64
32.42	18.78	390	735782	504	6.33
1.71	0.08	20	46032	30	0.23
263.06	358.36	894	1375049	1356	31.86
0.23	0.20	6	496	8	0.002
131.45	61.65	545	1109476	784	10.65
595.13	96.20	5001	12065172	5656	71.53
18.94	4.99	377	527564	452	3.31
13.89	0.47	122	177464	170	1.24
1303.24	642.86	98780	132919894	101766	711.93
54.93	38.47	1216	1504960	1260	7.18
9.66	3.50	36	110646	54	1.63
249.74	130.93	433	950816	580	15.61
5.44	9.15	40	38384	62	0.31
15.91	2.20	20	56336	36	0.94
23.45	..	556	1280864	622	14.08
0.48	0.12	18	39008	20	0.34
0.29	..	36	54164	40	0.22
1686.30	1100.07	10512	25381307	11470	444.78
1.63	1.12	42	98144	56	1.40
152.17	66.02	4821	10903358	5463	116.81
22 03	8.81	333	703688	420	5.86

ANNUAL SURVEY OF  
Economic

Sl. No.	Code	Name of Industry	Total enrolments	Fuels consumed
(1)	(2)	(3)	(13)	(14)
1	40	Generation and Transmission of electric energy	1274.36	1.25
2	200	Slaughtering, Preparation and Preservation of meat	3.32	1.09
3	201	Manufacture of Dairy products	11.47	1.77
4	202	Canning and preservation of fruits and vegetables	10.83	1.14
5	203	Canning and preservation of fish and similar foods	94.76	43.24
6	203-3	Processing and canning of fish	3.97	0.48
7	204	Grain mill products	8.99	2.45
8	205	Manufacture of Bokerly products	0.61	0.24
9	206	Manufacture and refining of sugar	58.04	21.08
10	209	Manufacture of cocoa, chocolate and sugar confectionery	0.002	0.004
11	211	Manufacture of other edible oils	18.12	5.14
12	212	Tea processing	119.11	104.54
13	213	Coffee curing, roasting and grinding	4.75	0.39
14	213-2	Coffee roasting and grinding	2.05	0.40
15	214	Cashewnut processing	801.22	14.25
16	214-9	Cashewnut processing and packings	8.89	0.24
17	215	Manufacture of Ice	2.11	1.26
18	217	Manufacture of starch	24.05	23.44
19	219	Manufacture of food products—Others	0.78	0.13
20	220	Distilling and rectifying of spirits	2.18	4.15
21	226	Manufacture of Beedi	17.46	1.25
22	227	Manufacture of Cigars	0.34	00.03
23	230	Cotton ginning and cleaning	0.24	0.03
24	231	Cotton spinning and weaving—Mills	518.98	82.98
25	232	Printing and bleaching of cotton	1.65	0.21
26	235	Weaving and finishing of cottons— Handlooms	139.27	6.84
27	236	Weaving and finishing of cotton— Powerlooms	8.06	2.35

## INDUSTRIES 1973—74

Census &amp; Sample Combined

## Indicators (Contd.)

Rs. in lakhs

Materials consumed	Total Input	Products	Semi Finished Products	Total Output	Depreciation	Value added by manufacture
(15)	(16)	(17)	(18)	(19)	(20)	(21)
151.51	208.94	2362.66	..	2445.19	432.96	1803.30
4.28	5.47	11.02	..	11.01	3.18	2.36
130.41	134.37	130.51	..	130.51	9.64	-13.49
344.28	348.73	387.21	-0.03	387.94	1.50	37.72
1946.77	2136.30	2289.89	-1.90	2333.03	41.47	155.26
14.20	15.52	16.05	-0.01	16.46	1.34	-0.39
106.05	113.05	129.86	0.13	131.26	2.37	15.84
3.24	3.56	4.79	..	4.79	0.19	1.05
266.44	327.91	422.82	0.36	424.09	18.88	77.30
0.05	0.05	0.05	..	0.05	0.004	-0.003
1376.54	1424.34	1565.88	0.19	1571.76	3.16	144.25
1651.61	1804.40	2337.86	0.10	2340.79	42.71	493.68
1.62	3.77	..	..	10.39	1.30	5.32
33.17	35.49	40.01	..	41.91	0.76	5.66
3739.89	4249.74	5142.58	70.85	5564.12	17.33	1297.04
125.27	139.56	161.33	..	162.73	0.43	22.74
0.84	2.45	4.58	..	8.99	1.20	5.34
406.21	433.79	543.95	0.45	544.40	9.02	101.58
100.67	100.91	107.48	..	107.48	0.16	6.41
6.41	12.84	26.65	..	26.65	3.46	10.35
544.76	545.15	689.46	..	692.67	0.67	144.85
0.46	0.47	0.79	..	0.79	..	0.33
0.09	0.17	0.52	..	0.52	0.02	0.33
2030.00	2199.45	3491.09	15.50	3506.93	107.26	1200.22
26.99	27.39	30.04	..	30.04	0.04	2.61
578.79	620.91	860.50	1.75	865.25	4.75	239.61
21.35	27.63	38.50	0.34	40.17	1.25	11.29

## Economic

(1)	(2)	(3)	(4)	(5)	(6)
28	239	Cotton Textiles—Others	<input type="checkbox"/>	1.67	1.77
29	260	Knitting Mills	5	13.83	14.19
30	262	Embroidery making	<input type="checkbox"/>	0.17	0.03
31	265	Manufacture of rain coats	12	2.65	38.46
✓32	268	Manufacture of coir and coir products	82	83.21	199.00
33	270	Manufacture of Plywood and veneers	36	217.48	218.04
34	271	Sawing and Planing of wood	367	136.36	137.34
35	272	Manufacture of Bamboo and cane works	14	9.95	10.14
36	273	Manufacture of structural wooden goods	6	8.16	5.99
37	274	Manufacture of Bobbins and Handles	10	3.60	4.01
38	276	Wooden furniture and fixtures	21	20.04	31.38
39	280	Manufacture of paper and paper board	5	25.76	7.34
40	281	Manufacture of paper containers and Boxes	6	8.65	4.68
41	283	Paper and paper board—Others	<input type="checkbox"/>	0.64	0.29
42	284	Printing and publishing of news papers	22	154.24	150.53
43	285	Printing and Publishing of Books and Journals	61	135.59	32.55
44	288	Book Binding	<input type="checkbox"/>	0.13	0.54
45	289	Printing of Picture and Post card	43	85.97	28.95
46	290	Tanning and curing of leathers	<input type="checkbox"/>	0.62	0.06
47	300	Tyre and tube Industries	14	186.12	125.37
48	301	Foot wear and Moulded rubber	6	33.41	7.15
49	302-9	Manufacture of rubber products— Others	94	263.86	118.52
50	303	Manufacture of Plastic products— Others	6	5.20	1.54
51	310	Organic and Inorganic chemicals	10	44.80	0.24
52	310-1	Manufacture of basic Heavy Inorganic chemicals	7	1486.53	536.49
53	311	Fertilizers and Pesticides	10	8.93	25.86
54	311-1	Manufacture of In-organic and Mixed Fertilizers	6	7636.39	475.00
55	311-3				
55	313	Manufacture of Drugs and Pharma- ceuticals	24	50.21	58.99
56	313-1	Manufacture of allopathic medicines	<input type="checkbox"/>	11.74	4.22
57	313-2	Manufacture of ayurvedic medicines	<input type="checkbox"/>	32.53	48.53
58	314	Manufacture of perfumes and medicines	<input type="checkbox"/>	4.80	23.95
59	316	Manufacture of turpentine	<input type="checkbox"/>	18.85	8.23



## Indicators (Contd.)

(7)	(8)	(9)	(10)	(11)	(12)
2.55	1.44	12	16880	12	0.13
26.90	13.83	440	987256	550	6.88
0.17	..	14	28448	20	0.53
29.31	6.62	182	389932	238	4.44
331.62	151.18	2739	5506323	3312	70.19
388.22	166.79	2740	6390703	3316	75.42
224.92	96.99	6680	12989663	7800	92.09
58.11	25.47	246	453904	300	5.01
14.56	0.27	98	163632	148	2.29
5.50	1.67	86	178704	106	1.59
58.56	30.87	725	1731854	921	22.20
38.34	33.11	158	266672	214	2.62
13.33	11.22	82	233472	100	1.92
0.89	0.20	28	58628	32	0.32
206.12	143.85	1023	2886985	1838	47.90
164.09	56.55	2145	4762311	2571	82.92
2.49	1.09	38	86928	42	0.26
112.37	36.62	1132	2628617	1430	35.54
0.90	2.11	42	48704	46	0.43
346.04	208.06	921	2081840	1300	29.26
52.74	39.52	160	381040	216	3.73
419.51	175.62	2540	7300122	3126	52.86
6.06	3.44	42	87264	68	0.69
53.80	12.79	160	388328	208	5.08
2060.15	1230.15	1557	4475363	2432	140.22
38.27	8.20	190	389336	254	6.13
8711.09	4912.83	2823	8773259	4162	267.56
115.15	78.70	510	1212788	734	11.20
15.56	12.47	73	156088	98	1.67
88.33	11.73	428	1002832	535	18.46
25.84	110.42	160	375264	198	6.56
28.15	34.25	28	62960	52	0.87

## Economic

(1)	(2)	(3)	(13)	(14)
28	239	Cotton textiles—Others	0.13	0.59
29	260	Knitting Mills	11.11	1.95
30	262	Embroidery making	0.54	0.01
31	265	Manufacture of rain coats	6.22	0.22
32	268	Manufacture of coir and coir products	98.36	3.99
33	270	Manufacture of plywood and veneers	112.70	21.94
34	271	Sawing and planing of wood	116.98	16.45
35	272	Manufacture of Bamboo and cane works	6.88	1.04
36	273	Manufacture of structural wooden goods	5.03	0.04
37	274	Manufacture of Bobbins and Handleless	2.01	0.19
38	276	Wooden furniture and fixtures	30.53	1.07
39	280	Manufacture of paper and paper board	4.83	1.11
40	281	Manufacture of paper containers and Boxes	3.06	0.24
41	283	Paper and paper board—Others	0.42	0.03
42	284	Printing and Publishing of news papers	103.68	4.20
43	285	Printing and Publishing of Books and Journals	104.11	3.97
44	288	Book Binding	0.28	0.02
45	289	Printing of Picture and Postcard	46.60	1.65
46	290	Tanning and curing of leathers	0.48	0.01
47	300	Tyre and tube industries	50.74	25.64
48	301	Foot wear and moulded rubber	5.78	4.44
49	302-9	Manufacture of rubber products—Others	81.37	21.19
50	303	Manufacture of plastic products—Others	1.96	0.16
51	310	Organic and Inorganic Chemicals	7.26	11.29
52	310-1	Manufacture of basic Heavy Inorganic Chemicals	250.46	132.22
53	311	Fertilizers and pesticides	10.58	0.64
54	311-1	Manufacture of In-organic and Mixed fertilizers	482.91	164.46
55	311-2			
55	313	Manufacture of Drugs and Pharmaceuticals	18.74	4.60
56	313-1	Manufacture of allopathic medicines	3.00	0.80
57	313-2	Manufacture of ayurvedic medicines	27.39	6.03
58	314	Manufacture of Perfumes and medicines	10.07	0.97
59	316	Manufacture of Turpentine	3.00	0.57

## Indicators (Contd.)

(15)	(16)	(17)	(18)	(19)	(20)	(21)
0.01	0.61	1.40	..	1.40	0.07	0.72
58.02	61.68	81.77	-0.03	81.74	1.51	18.55
0.10	0.24	1.00	..	1.00	0.02	0.75
111.75	114.26	136.68	0.01	136.69	0.21	22.22
865.59	409.82	1056.32	0.70	1070.98	6.45	154.71
429.05	481.51	733.32	-0.54	733.51	23.49	228.51
374.50	439.98	586.18	-0.28	631.43	12.40	179.04
30.93	44.13	241.55	1.47	54.28	0.68	9.47
19.08	19.27	24.23	..	24.89	0.35	5.28
7.08	8.09	11.92	0.28	12.29	0.26	3.94
30.70	42.44	57.94	0.49	67.45	1.50	23.51
34.15	38.47	46.54	0.18	47.52	2.49	6.57
31.09	35.71	44.03	0.07	44.28	1.14	7.43
0.40	0.43	0.94	..	0.94	0.04	0.47
323.57	378.12	364.21	0.15	572.46	18.20	176.04
110.01	126.21	146.03	-0.15	202.22	13.15	62.87
2.45	2.66	0.29	-0.03	3.36	0.01	0.68
157.20	167.14	196.85	0.64	235.46	5.03	63.29
24.07	24.69	25.59	..	25.59	0.06	0.83
1058.38	1087.17	369.84	10.35	1531.69	20.53	423.98
53.94	62.53	79.82	..	79.82	4.27	13.03
967.48	1020.20	1300.51	1.86	1310.99	24.44	266.36
17.22	17.96	21.02	-0.001	22.03	0.89	3.17
44.64	59.47	75.77	-0.04	75.73	2.01	14.24
668.43	839.54	1419.33	10.11	1429.52	98.33	491.64
214.33	221.05	264.80	..	264.80	1.20	42.54
1366.95	1690.73	2927.71	0.30	2930.47	194.59	1045.15
96.77	109.60	175.75	0.07	176.67	3.47	63.59
8.40	10.63	22.90	0.04	16.94	1.00	5.31
115.64	126.36	206.60	1.19	207.79	2.73	78.69
33.92	35.88	44.09	1.32	45.41	0.40	9.13
56.07	63.49	76.81	0.10	76.72	2.15	11.07

## Economic

(1)	(2)	(3)	(4)	(5)	(6)
60	317	Manufacture of Matches	10	2.70	1.67
61	318	Ammunition and Fire works	□	0.09	0.81
62	319	Chemical Products—Others	□	7.20	0.15
63	320	Structural clay products	128	100.65	57.74
64	320-4	Manufacture of Tiles	111	149.86	120.18
65	322	Earthenware and Pottery	□	0.45	0.53
66	323	Chinaware and porcelaine ware	□	3.19	3.79
67	329	Manufacture of Miscellaneous and Non-metalic mineral products	□	3.29	1.77
68	330	Manufacture of Iron and Steel Industries	6	55.43	30.24
69	331	Foundries, castings and forging of iron	10	7.20	18.63
70	331-1	Manufacture of casting and forging	□	21.62	14.95
71	331-9	Castings and forgings of Iron—Others	□	112.29	170.14
72	333	Copper manufacturing	□	3.86	2.78
73	335	Aluminium manufacturing	□	3.13	7.84
74	336	Zinc manufacturing	□	2.03	0.73
75	340	Fabricated metal products	38	117.56	174.75
76	340-3	Drums-Tanks and Metal Containers	□	37.23	35.44
77	341	Structural clay products	8	9.92	7.42
78	342	Metal furniture and Fixtures.	□	6.03	-7.23
79	343	Hand tools and general hardware	16	10.62	5.03
80	343-5	Agricultural Implements	□	5.06	6.13
81	345	Metal utensils and cutlery	14	15.16	25.93
82	349	Metal Products—Others	□	2.05	2.03
83	350	Agricultural machinery and equipment	7	11.97	11.97
84	352	Manufacture of boilers and steam plants	□	0.30	0.51
85	353	Manufacture of Industrial Machinery for food and textiles	6	1.08	8.50
86	354	Industrial machinery for other than food and textiles	12	14.77	14.42
87	357	Manufacture of machine tools	9	602.40	189.19
88	359	Manufacture and repair of non Electrical machinery and equipments	14	4.57	8.00
89	359-9	Manufacture of General Jobbery and Engineering	□	6.67	4.76
90	360	Manufacture of electrical apparatus	□	10.96	5.48
91	360-2	Manufacture of Transformers	□	194.47	218.50
92	360-3	Manufacture of switch gears	□	125.32	34.33

## Indicators (Contd.)

(7)	(8)	(9)	(10)	(11)	(12)
4.11	..	142	273548	168	0.65
0.70	0.56	68	58208	72	0.37
8.25	6.55	8	11040	14	0.07
159.81	51.27	3212	7954846	3584	59.27
266.27	105.97	8874	19580227	9761	186.63
0.85	..	22	45632	24	0.24
7.33	3.35	170	388148	204	2.99
4.20	0.95	22	52992	32	0.51
157.80	86.47	373	789103	509	13.35
30.74	18.59	62	129488	80	0.95
32.04	10.97	182	434772	237	4.56
320.28	277.92	284	681451	432	18.50
4.56	6.21	26	5902	42	0.73
8.21	1.30	70	159654	90	1.73
2.22	1.37	8	113.60	14	0.10
256.78	42.31	576	1198242	768	16.02
68.30	44.89	145	272976	176	8.18
16.10	7.89	114	273920	132	1.52
13.20	8.10	58	143744	78	1.17
31.72	18.06	284	675216	322	8.66
15.21	14.74	171	184814	220	2.02
27.57	26.22	286	595580	357	6.56
3.60	3.60	20	42336	30	0.42
25.90	12.59	305	688464	452	8.07
0.80	0.00	12	25808	14	0.16
8.07	3.58	150	370792	172	3.48
26.72	24.77	188	443096	246	6.49
905.15	200.04	1564	3543920	2360	86.60
12.75	2.99	118	295232	154	3.74
11.11	5.68	53	138034	67	1.38
14.55	10.27	24	57552	40	0.50
436.99	179.15	783	1773868	1064	40.82
207.94	107.22	359	886457	503	15.32

## Economic

(1)	(2)	(3)	(13)	(14)
60	317	Manufacture of matches	0.78	0.10
61	318	Ammunition and Fire works	0.48	0.003
62	319	Chemical Products—Others	0.20	0.07
63	320	Structural clay products	68.22	44.88
64	320-4	Manufacture of Tiles	217.33	102.54
65	322	Earthenware and pottery	0.29	0.07
66	323	Chinaware and porcelainware	4.29	1.95
67	329	Manufacture of miscellaneous and non-metallic mineral products	0.66	0.02
68	330	Manufacture of iron and steel Industries	22.09	16.46
69	331	Foundries, castings and forging of iron	1.52	0.62
70	331-1	Manufacture of casting and forging	6.95	2.92
71	331-9	Castings and Forgings of iron—Others	44.60	12.43
72	333	Copper manufacturing	0.96	0.46
73	335	Aluminium manufacturing	2.90	0.60
74	336	Zinc manufacturing	0.17	0.27
75	340	Fabricated metal products	25.76	4.01
76	340-3	Drums, Tanks and Metal containers	11.41	0.70
77	341	Structural clay products	2.04	0.18
78	342	Metal furniture and fixtures	2.01	0.07
79	343	Hand tools and general hardware	10.04	2.78
80	343-5	Agricultural Implements	2.57	1.50
81	345	Metal utensils and cutlery	8.45	1.60
82	349	Metal products—Others	0.77	0.07
83	350	Agricultural machinery and equipment	14.09	3.25
84	352	Manufacture of boilers and steam plants	0.21	0.05
85	353	Manufacture of Industrial Machinery for food and textiles	3.79	0.32
86	354	Industrial machinery for other than food and textiles	8.58	1.84
87	357	Manufacture of machine tools	176.18	9.58
88	359	Manufacture and repair of non electrical machinery and equipment	4.50	0.90
89	359-9	Manufacture of General jobbery and Engineering	1.76	0.40
90	360	Manufacture of electrical apparatus	1.15	0.16
91	360-2	Manufacture of Transformers	67.60	4.80
92	360-3	Manufacture of switch gears	35.15	6.22

## Indicators (Contd.)

(15)	(16)	(17)	(18)	(19)	(20)	(21)
3.42	4.05	41.27	-0.02	5.69	0.17	1.48
0.34	0.46	0.77	..	0.77	0.01	0.30
0.27	0.40	0.70	0.09	0.79	1.12	-0.73
44.01	100.80	196.72	0.26	199.56	9.45	89.31
77.38	205.31	508.33	4.33	513.85	13.72	294.82
0.20	0.40	1.11	0.004	1.11	0.05	0.66
2.12	4.35	9.42	-0.02	9.40	0.28	4.76
1.67	1.84	2.76	..	2.77	0.03	0.90
325.70	356.28	401.68	..	408.73	5.43	47.02
16.76	18.18	19.70	..	21.34	1.17	1.98
10.57	15.08	17.80	0.06	20.27	1.65	3.53
194.67	222.07	281.60	5.51	288.38	4.11	62.20
1.04	1.67	0.79	..	2.32	0.15	0.50
4.82	4.83	9.31	0.27	9.81	0.35	4.63
4.10	4.59	5.98	..	5.98	0.13	1.26
358.79	388.29	461.14	-0.27	464.47	7.45	68.72
115.16	117.04	131.24	..	131.84	1.27	13.53
14.45	16.75	19.65	0.18	20.92	0.83	3.34
9.36	10.27	13.94	-0.02	14.82	0.57	3.98
65.86	70.60	89.78	0.04	90.13	1.14	18.40
8.90	11.45	3.27	0.15	15.52	0.50	3.57
44.56	49.35	69.65	-0.55	69.85	1.34	19.17
4.09	4.78	5.16	0.06	5.43	0.23	0.43
19.18	28.22	48.20	0.86	49.09	1.14	19.69
0.19	0.25	0.14	..	0.51	0.03	0.23
21.98	23.01	29.15	..	29.85	0.11	6.73
22.07	32.21	42.75	3.31	48.34	0.95	15.18
210.50	261.71	351.34	0.64	352.27	40.50	50.06
9.60	12.43	18.67	0.16	20.53	0.45	7.64
6.40	7.88	11.76	0.90	13.04	0.71	4.45
3.09	3.55	5.01	0.62	5.89	0.88	1.47
226.59	290.06	460.27	7.63	470.68	18.59	162.03
63.53	76.15	122.89	-0.96	122.02	5.84	40.02

## Economic

(1)	(2)	(3)	(4)	(5)	(6)
93	361	Manufacture of insulated wires and cables	<input type="checkbox"/>	340.42	288.88
94	369	Manufacture of electrical machinery	<input type="checkbox"/>	5.03	-2.95
95	370	Ship building and repairing	16	18.69	10.06
96	370-1	Making of ship and other vessels	<input type="checkbox"/>	9.84	11.50
97	370-2	Boat building	6	10.62	11.52
98	374	Manufacture of motor vehicles and parts	<input type="checkbox"/>	2.29	0.09
99	375	Manufacture of motor cycles and parts	<input type="checkbox"/>	12.48	13.47
100	376	Manufacture of Bicycles and parts	6	1.36	28.31
101	378	Manufacture of bullock carts, push carts etc.	<input type="checkbox"/>	0.78	0.57
102	379	Transport equipment and parts	<input type="checkbox"/>	1.55	-0.46
103	380	Medical and surgical equipments	<input type="checkbox"/>	0.79	4.33
104	386	Manufacture of musical instruments	<input type="checkbox"/>	0.99	0.26
105	387	Manufacture of pen and pencils	<input type="checkbox"/>	2.59	2.24
106	389	Jewellery articles and Ivory goods	<input type="checkbox"/>	0.40	0.58
107	420	Water supply, collection and distribution	<input type="checkbox"/>	19.40	0.21
108	972	Electrical repair shops	<input type="checkbox"/>	0.36	0.18
109	973	Repair of motor vehicles	97	130.80	48.57
110	979	Manufacture of enterprises—Others	<input type="checkbox"/>	2.41	0.05
111		Other Industries	84	5211.72	4014.23
Total				2373 40372.18	12356.02

= Industries less than five in number



## Indicators (Coneld.)


(7)	(8)	(9)	(10)	(11)	(12)
713.63	460.65	769	1826045	1210	41.93
20.27	20.81	40	71968	64	0.74
41.36	31.02	396	934528	482	13.99
21.79	0.00	1071	2404616	1183	47.96
56.11	35.33	365	874078	454	15.21
2.32	1.42	12	24976	24	0.13
25.23	21.49	264	630098	340	5.18
8.76	1.88	50	101584	54	2.10
0.32	0.70	20	48304	24	0.44
3.69	1.36	16	34384	20	0.24
4.69	6.01	16	35803	18	0.24
1.35	0.40	6	15744	12	0.09
6.01	2.24	46	107040	64	0.78
1.00	0.95	82	188256	100	1.02
19.61	..	70	194080	..	2.14
0.52	0.21	42	99592	48	1.04
154.36	22.94	3814	9310194	4418	155.23
2.45	..	22	46496	26	0.74
9952.50	7121.47	14554	29592607	18658	789.62
54925.13	41006.49	208777	391211168	238701	4679.55

## Economic


(1)	(2)	(3)	(13)	(14)
93	361	Manufacture of insulated wires and cables	96.31	11.14
94	369	Manufacture of electrical machinery	2.02	0.10
95	370	Ship building and repairing	17.50	1.43
96	370-1	Making of ship and other vessels	55.59	2.66
97	370-2	Boat building	20.20	0.58
98	374	Manufacture of motor vehicles and parts	0.21	0.02
99	375	Manufacture of motor cycles and parts	8.38	0.27
100	376	Manufacture of Bicycles and parts	2.34	0.13
101	378	Manufacture of Bullock carts, push carts etc.	0.57	0.04
102	379	Transport equipment and parts	0.38	0.06
103	380	Medical and surgical equipments	0.36	0.04
104	386	Manufacture of musical instruments	0.24	0.12
105	387	Manufacture of Pen and Pencils	1.23	0.32
106	389	Jewellery articles and Ivory goods	1.65	0.03
107	420	Water supply, collection and Distribution	12.95	10.67
108	972	Electrical repair shops	1.19	0.11
109	973	Repair of motor vehicles	183.31	23.43
110	979	Manufacture of enterprises—Others	0.99	0.03
111		Other Industries	1332.15	642.96
Total			7227.89	1668.05

## Indicators (Concl.)

(15)	(16)	(17)	(18)	(19)	(20)	(21)
731.27	784.40	935.45	-5.85	930.01	21.36	124.24
6.01	6.86	7.83	2.24	10.10	0.40	2.84
45.08	50.90	63.49	..	75.54	1.43	23.22
10.57	13.75	58.65	4.87	68.07	0.97	53.35
15.98	19.61	19.99	7.14	27.88	0.89	7.39
0.14	0.20	0.24	..	0.25	0.03	0.02
2.13	3.22	1.05	1.46	2.53	1.41	-2.10
9.74	10.14	12.77	-1.02	11.75	0.13	1.49
1.61	1.75	2.61	-0.20	2.57	0.09	0.73
2.76	2.95	3.88	0.34	4.44	0.10	1.39
3.52	3.64	4.36	..	4.45	0.09	0.72
2.13	2.56	2.90	..	3.01	0.08	0.37
9.61	10.26	14.29	-0.02	14.26	0.27	3.73
1.43	1.57	3.62	-0.06	3.55	0.07	1.91
5.91	17.22	31.92	..	31.92	1.60	13.10
1.21	2.00	0.88	.	4.81	0.05	2.75
319.31	373.96	601.92	-0.09	614.42	12.05	228.41
1.14	1.21	2.38	..	2.38	0.18	0.99
9127.33	10215.23	13382.27	170.79	13470.64	508.48	2746.93
33153.06	37030.17	50070.27	318.70	52214.57	1818.23	13366.16



### III INDUSTRY-WISE, BASIC MATERIALS AND PRODUCTS



**SLAUGHTERING, PREPARATION AND PRESERVATION  
OF MEAT**

Industry Code No. 200

**Materials Consumed**

Sl. No.	Basic Materials	Units	Quantity	Value Rs.	Remark
					The industry is conducted in the Dist. of
1	Hogs	No.	1652	317480	Ernakulam
2	Calves	No.	166	35710	
3	Poultry	No.	2534	7552	
4	Others			35794	
<b>Chemicals and auxiliary materials</b>					
5	Salt	T	2	1200	
<b>Packing materials</b>					
6	Polythene bags	Kg.	366	7320	
7	Consumable stores			500	
			<b>Total</b>	<b>405556</b>	

**Production**

Sl. No.	Items	Unit	Quantity	Value Rs.	Remarks
1	Beaf salted or cured	T	4848	405920	
2	Pork salted or cured	T	98	806540	
3	Canned poultry	T	2	11468	
4	Others			77400	
			<b>Total</b>	<b>1101328</b>	

T. Tone

## MANUFACTURE OF DAIRY PRODUCTS

Code No. 201

**Materials Consumed**

Sl. No.	Items	Unit	Quantity	Value (Rs.)	Remarks
1	Milk	1000 Ltr.	3016	4781078	Industry is concentrated in the District Ernakulam
<b>Chemicals and Auxiliary Materials</b>					
2	Amonia gas	Kg.	464	2088	
3	Caustic Soda	Kg.	3200	8000	
4	Others			3380	
<b>Packing Materials</b>					
5	Aluminium foils	Kg.	1400	23800	
6	Bottles	1000		148314	
7	Others			14480	
	Consumable stores			21500	
			Total	5002640	

**Production**

Sl. No.	Item	Unit	Quantity	Value (Rs.)	Remarks
1	Butter	Ton	4	50976	
2	Ghee	Ton	14	267400	
3	Pasteurized Milk	100 Ltr.	2820	4226882	
4	Others			17736	
			Total	4562994	



## CANNING AND PRESERVATION OF FRUITS AND VEGETABLES

Code No. 202

## Materials Consumed

Sl. No.	Items	Unit	Quantity	Value (Rs.)	Remarks.
1	Fresh Fruits	M. T	2312	1944083	The industries are concentrated in the Dist. Kottayam and Trichur
2	Pineapple	"	193	189560	
3	Fresh vegetables	"	90	98604	
4	Sugar	"	293	985797	
5	Pickled green mango	"	13	15126	
6	Water	1000 Ltr.	3317	1659	

## Chemicals and Auxiliary Materials

7	Salt	M. T	7	1448
8	Acetic Acid	Kg.	32	334
9	Citric Acid	"	2140	20420
10	Pectin	"	175	5922
11	Colours and essences	"	76	2943
12	Chemicals	"	6	732
13	Others	"		906991

## Packing Materials

14	Tin cans	Nos.	1793027	1570002
15	Bottles and Jars	"	82770	44384
16	Wooden Boxes	"	68936	113645
17	Others	"	4137	113334
18	Printed Labels	"	13	4081
19	Consumable stores	Rs.		4256

Total 6023321

## Production

Sl. No.	Items	Unit	Quantity	Value (Rs.)	Remarks
1	Synthetic Beverage	Ltr.	7271	59037	
2	Pickles	M. T	10	64491	
3	Fruit juice	Ltr.	8	40398	
4	Jams, Jellies etc.	M. T.	29	134071	
5	Tomato squash	"	479	2860704	
6	Canned and bottled fruit	"	946	2907625	

Sl. No.	Items	Unit	Quantity	Value (Rs.)	Remarks
7	Canned and bottled vegetables	M. T.	108	286386	
8	Pineapple products	"	161	649071	
9	Fruit juice	Ltr.	197732	656306	
10	Slices	M. T.	168	620849	
			Total	8278948	

**CANNING, PRESERVING AND PROCESSING OF FISH AND SIMILAR FOODS**

Code No. 203

**Materials Consumed**

Sl. No.	Basic Materials	Unit	Quantity	Value (Rs.)	Remarks
1	Fish	M. T.	1291	14836439	Ernakulam
2	Frog legs	"	458	1846237	
3	Others	Rs.		211807	

**Chemicals and Auxiliary materials**

4	Salt	M. T.	6	17690
5	Ice	"	15144	582053
6	Citric Acid	Kg.	1045	4674
7	Phosphate	M. T.	7	52540
	Others			32594

**Packing materials**

8	Tin Plate containers	Nos.	352832	168580
9	Wooden cases	"	310	465
10	Cartons	"	748985	176823
11	Polythene rolls	Kg.	3863	72876
12	Polythene Paper and	Others		29962
13	Consumable stores			132117
			Total	18164857

**Production**

Sl. No.	Items	Unit	Quantity	Value (Rs.)	Remarks
1	Frog legs	M. T.	66	986808	
2	Prawns	"	624	15769655	
3	Fish all kinds	"	732	17339666	
4	Ice	"	424	21213	
5	Frozen shrip	"	315	3574079	
6	Others			35433	
			Total	37726854	

## PROCESSING AND CANNING OF FISH

Code No. 203-3

**Materials Consumed**

Sl. No.	Basic Materials	Unit	Quantity	Value (Rs.)	Remarks
1	Fish	M. T	586	1641038	Alleppey
2	Prawns	"	5	50060	
<b>Chemicals</b>					
3	Ice	M T	1185	76929	
4	Salt	"	15	7500	
<b>Packing Materials</b>					
5	Tin Plate Containers	Nos.	699048	223667	
6	Labels	"	639050	25562	
7	Consumable stores			3400	
Total				2108096	

**Production**

Sl. No.	Items	Unit	Quantity	Value (Rs.)	Remarks
1	Prawns	M. T	3	76200	
2	Other fish	M. T	41	1149098	
3	Fish, all kinds	M. T	41	1149099	
Total				2374397	

## FLOUR MILLS

Code No. 204-1

**Materials Consumed**

Sl. No.	Materials consumed	Unit	Quantity	Value (Rs.)	Remarks
<b>Basic Materials</b>					
1	Wheat	M. T	43742	22197546	Ernakulam & Calicut
2	Others	"		12792	
<b>Packing Materials</b>					
3	Gunny Bages	Nos.		277624	
4	Consumable stores	"		280218	
Total				45365730	

**Production**

Sl. No.	Products	Unit	Quantity	Value (Rs.)	Remarks
1	Flour	M. T	21246	28618048	
2	Sooji	"	4220	11566710	
3	Atta	"	4932	5006892	
4	Bran	"	9012	3092038	
5	Refraction	"	550	85112	
6	Others	"		29352	
			Total	49398152	

**RICE MILLS**

Code No. 204-2

**Materials Consumed**

Sl. No.	Basic Materials	Unit	Quantity	Value (Rs.)	Remarks
1	Paddy	M. T	416	551080	Trichur,
2	Consumable stores			4486	Palghat
3	Others			7512	Cannanore
			Total	563078	

**Products**

Sl. No.	Items	Units	Quantity	Value (Rs.)	Remarks
1	Rice	M. T	412	1129640	
2	Others			26682	
			Total	1156322	

**BREAD MAKING**

Code No. 205-1

**Materials Consumed**

Sl. No.	Basic Materials	Unit	Quantity	Value (Rs.)	Remarks
1	Flours all kind	M. T	60	94718	Ernakulam
2	Sugar	M. T	18	69358	
3	Vegetable oils including hydrogen	M. T	8	74150	

Sl. No.	Basic Materials	Unit	Quantity	Value (Rs.)	Remarks
---------	-----------------	------	----------	-------------	---------

### Chemical and Auxiliary Materials

4	Ammonium bicarbonate	Kg.	408	55024	
---	----------------------	-----	-----	-------	--

### Packing Materials

5	Others			20122	
			Total	313372	

### Production

Sl. No.	Items	Unit	Quantity	Value (Rs.)	Remarks
1	Bread and buns all kind	Kg.	168000	479414	
			Total	479414	

## SUGAR MANUFACTURING

Code No. 206

### Materials Consumed

Sl. No.	Basic Materials	Unit	Quantity	Value (Rs.)	Remarks
1	Sugar cane	M. T	122256	24184334	Alleppey and
2	Molasses	"	2686	302535	Palghat

### Chemicals

3	Lime	"	314	80267	
4	Sulphur	"	90	59161	
5	Sulphur Phosphate	"	1	1049	
6	Castic Soda	"	2	2791	
7	Washing Soda	"		494	
8	Hydro Sulphuric Acid	"		2562	
9	Bleaching Powder	Kg.	50	69	
10	Formaline	"	25	79	
11	Sulphuric Acid	M. T	4	2197	
12	Ammonium Sulphate	"	2	1690	
13	Others			41757	

Sl. No.	Basic Materials	Unit	Quantity	Value (Rs.)	Remarks
<b>Packing Materials</b>					
14	Gunny Bags	Nos.	202718	873419	
15	Jnte Twine	Kg.	1905	6653	
16	Steel Strappes	M.T	2	10075	
17	Bottles	Nos.	963930	237168	
18	Others			97302	
19	Consumable stores			334290	
			Total	26237892	

### Productirn

Sl. No.	Items	Unit	Quantity	Value (Rs.)	Remarks
1	Sugar	M.T	19858	212306981	
2	Molasses	"	8275	73970	
3	Rectified spirit	Ltr.	96532	96070	
4	Denatured spirit	"	231782	236361	
5	Potable Liquor	"	1592393	1530884	
6	Pagasse	M.T	18869	1053617	
7	Press mud	"	3967	21942	
8	Foreign liquors	Ltr.	142048	961755	
			Total	42281580	

## MANUFACTURE OF SUGAR CONFECTIONARY

Code No. 209 2

### Materials Consumed

Sl. No.	Items	Unit	Quantity	Value (Rs.)	Remarks
<b>Basic Materials</b>					
1	Sugar	Kg.	1200	4300	Kottayam
2	Glucose	Kg.	100	110	
<b>Chemicals and Auxiliary Materials</b>					
3	Essense and colours	Kg.	6	100	
4	Others			8	
<b>Packing materials</b>					
5	Plastic Bags	Kg.	8	186	
			Total	4704	

## Production

Sl. No.	Items	Unit	Quantity	Value (Rs.)	Remarks
1	Sugar confectionary	Kg.	1260	5440	
			Total	5440	

## MANUFACTURE OF EDIBLE OILS AND FATS

Code No. 211

## Materials Consumed

Sl. No.	Basic Materials	Units	Quantity	Value (Rs.)	Remarks
1	Coconut copra	T	24068	117907482	
2	Kernel	T	1258	4052991	
3	Kapas	T	315	1049507	
4	Sesamum seed	T	781	2317331	Trichur
5	Oil seeds	T	286	806320	Palghat
6	Groundnut with shell	T	220	327596	Quilon
7	Ungraded copra	T	120	2130976	Ernakulam
8	Others			5264931	Alleppey

## Chemical and auxiliary materials

9	Jaggery	T	11524	50873
10	Gum	M.T	8296	595755
11	Others			16114

## Packing Materials

12	Tin Plate containers	No.	401698	1682797
13	Gunny bags	No.	65800	127327
14	Wooden barrels	No.	95	3620
15	Steel drums	No.	211	125944
16	Empty tins	No.	16183	101363
17	Tin sheets	M.T	71	260194
18	Others			432423
			Total	137253637

**Production**

Sl. No.	Items	Units	Quantity	Value (Rs.)	Remarks
1	Coconut oil	M.T	15832	105615039	
2	Coconut oil cake	M.T	9366	8970232	
3	Ginned and pressed cotton	T	180	963293	
4	Sesamum oil	M.T	329	2541517	
5	Sesamum seed cake	M.T	467	620245	
6	Groundnut oil	M.T	171	1262510	
7	Groundnut cake	M.T	393	529405	
8	Dry copra	M.T	1312	8509448	
9	Graded copra	M.T	120	933152	
10	Waste cotton	M.T	5	10010	
11	Ash			1549	
12	Bran			36236	
13	Others			817036	
<b>Total</b>				<b>130809672</b>	

**TEA PROCESSING**

Code No. 212

**Materials Consumed**

Sl. No.	Basic Materials	Unit	Quantity	Value (Rs.)	Remarks
1	Raw tea leaf	Kg.	186400158	140582956	Trivandrum
2	Tea waste	"	58210	31433	Quilon
3	Chemicals			34722	Idukki
<b>Packing Materials</b>					
4	Tea chest	Nos.	1744579	14363346	Trichur
5	Gunny Bags	"	273	4389	Palghat
6	Others			256769	Kozhikode &
7	Consumable stores			473267	Cannanore
<b>Total</b>				<b>155746902</b>	

**Production**

Sl. No.	Items	Unit	Quantity	Value (Rs.)	Remarks
1	Leaf grade tea	Kg.	22375824	121120955	
2	Dust tea	"	18683172	89428625	
3	Tea waste	"	5138789	4921224	
4	Instant tea powder	"	200743	3622506	
<b>Total</b>				<b>219093310</b>	



## COFFEE CURING, ROASTING, GRINDING Etc.

Code No. 213

**Materials Consumed**

Sl. No.	Basic Materials	Unit	Quantity	Value (Rs.)	Remarks
1	Plantation coffee	M.T	11	93502	Kottayam
2	Cherry coffee	M.T	40	289998	
3	Robesta	M.T	290	1560640	
4	Chicory	M.T	202	283479	
5	Tea	M.T	935	394565	
<b>Packing Materials</b>					
6	Tin containers	No.	20300	59725	
7	Cellophane Bags	No.	1275560	102021	
8	Others			95008	
9	Consumable stores			7566	
Total				3086554	

**Production**

Sl. No.	Items	Unit	Quantity	Value (Rs.)	Remarks
1	Plantation coffee powder	M.T	3	33124	
2	Plantation coffee powder blended with chicory	M.T	10	102506	
3	Cherry coffee powder blended with chicory	M.T	39	370512	
4	Robesta cherry powder (pure)	M.T	81	634820	
5	Robesta cherry powder blended with chicory	M.T	275	1954570	
6	Blended Tea	M.T	94	609272	
7	Cherry coffee powder			11242	
Total				3816046	

**COFFEE CURING**

Code No. 213-1

**Materials Consumed**

Sl. No.	Basic Materials	Unit	Quantity	Value (Rs.)	Remarks
<b>1 Packing Materials</b>					
	Gunnies	No.	8155	9815	Calicut
Total				9815	

**Production**

Sl. No.	Item	Unit	Quantity	Value (Rs.)	Remarks
---------	------	------	----------	-------------	---------

Nil

**CASHEWNUT PROCESSING**

Code 214

**Materials Consumed**

Sl. No.	Basic Materials	Unit	Quantity	Value (Rs.)	Remarks
1	Cashewnuts	M.T	141538	518874511	Trivandrum
2	Unfried kernels	"	154	1241496	Quilon
3	Others			1125343	Alleppey Ernakulam
<b>Chemicals and auxiliaries</b>					
4	Carbon dioxide	Kg.	78927	32860	Trichur
5	Do. Gas	"	4319	4849+	Calicut
6	Others			1591990	Cannanore
<b>Packing materials</b>					
7	Packing cases	No.	452477	1157665	
8	Packing plate	M.T	759580	3497701	
9	Tin solder	Nos.	1991661	8081419	
10	Label			41374	
11	Gum	Kg.	157	5923	
12	Ungrained cashew	M.T	4	33375	
13	Hoop iron			47609	
14	Gunny bags	No.	412111	67273	
15	Strap	Mtr.	52000	10142	
16	Others			159563	
17	Consumbale stores			3554089	
<b>Total</b>				<b>539570827</b>	

**Production**

Sl. No.	Item	Unit	Quantity	Value (Rs.)	Remarks
1	Cashew kernels	M.T	181835	473153731	
2	Rejection	"	2553	1936634	
3	Shell oil	"	1257	1447623	
4	Shells and skins	"	42921	255398	
5	Shells	"	1650	4617	

Sl. No.	Items	Unit	Quantity	Value (Rs.)	Remarks
6	Kernels packed	M.T	870	10255623	
7	Wrapping and filling cashew	"	1434569	13230	
8	Tinned	Nos.	15458	248522	
9	Others			40282	
	Total			487355657	

**CASHEWNUT PROCESSING PACKING (OTHERS)**

Code No. 214-9

**Materials Consumed**

Sl. No.	Basic Materials	Unit	Quantity	Value (Rs.)	Remarks
1	Cashewnut in shell	M.T	1611	4432004	Trivandrum
2	Low quantity cashew	"	75	20658	Quilon
<b>Packing materials</b>					
3	Tin plate containers	Nos.	24735	192968	
4	Cartons	"	608	3040	
5	Tin Plate	M.T	110	454013	
6	Packing cases	Nos.	80492	234729	
7	Others			673883	
8	Consumable stores			17283	
	Total			6028578	

**Production**

Sl. No.	Items	Unit	Quantity	Value (Rs.)	Remarks
1	Cashewnut kernel	M.T	365	5948344	
2	Cashewnut shells	"	883	138000	
3	Cashewnut rejection	"	112	167608	
	Total			6253952	

## MANUFACTURE OF ICE

Code No. 215

## Materials Consumed

Sl. No.	Items	Unit	Quantity	Value (Rs.)	Remarks
<b>Basic Materials</b>					
1	Ammonia antrydrons	Kg.	1914	6326	Ernakulam
2	Common salt	Kg.	127520	13340	
3	Condensing water	1000 ltr.	9244	9898	
4	Mafron gas	Kg.	296	9466	
5	Consumable stores			400	
	Total			39430	

## Production

Sl. No.	Items	Unit	Quantity	Value (Rs.)	Remarks
1	Ice blocks	Ton	3600	457986	
	Total			457986	

## MANUFACTURE OF PREPARED ANIMAL FEEDS

Code No. 216

## Materials Consumed

Sl. No.	Basic Materials	Unit	Quantity	Value (Rs.)	Remarks
1	Maize	M.T	282	245342	Trichur
2	Oil cake	"	6157	7570961	Palghat
3	Molasses	"	81	834	
4	Vitamins	Kg.	439	35059	
5	Bran (wheat & rice)	M.T	2172	576122	
6	Tamarind seeds	"	362	228412	
7	Unsalted dry fish	"	157	86282	
8	Others			653025	

## Chemicals and auxiliaries

9	Salt	Kg.	69775	6882	
10	Neftice	"	105	11744	
11	Embazine premise	"	84	3099	
12	Hexane	Ltr.	52897	73666	
13	Others			1780	

Sl. No.	Basic Materials	Unit	Quantity	Value (Rs.)	Remarks
<b>Packing materials</b>					
14	Gunny bags	Nos.	183256	637515	
15	White bags	"	11967	16754	
16	Jute twine	Kg.	630	2611	
17	Consumable stores			65291	
18	Others			22	
Total				10215401	

**Production**

Sl. No.	Items	Unit	Quantity	Value (Rs.)	Remarks
1	Maintenance ration	M.T	5847	5042377	
2	Others	"	4025	4253281	
3	Coconut oil	"	392	2937251	
Total				12232909	

**MANUFACTURE OF STARCH**

Code No. 217

**Materials Consumed**

Sl. No.	Basic Materials	Unit	Quantity	Value (Rs.)	Remarks
1	Tapioca	M.T	13896	8168910	Trichur
2	Salve starch	"	285	415586	
<b>Chemicals and auxiliaries</b>					
3	Hydrochloric Acid	"	435	121633	
4	Caustic Soda	"	64	68256	
5	Carbon	"	84	273831	
<b>Packing materials</b>					
6	Gunny Bags			558600	
7	Others			1156933	
8	Consumable stores			38851	
Total				10802600	

**Production**

Sl. No.	Items	Unit	Quantity	Value (Rs.)	Remarks
1	Tapioca starch	M.T.	322	433464	
2	Glucose	Ltr.	6065226	14407047	
3	Dextrin	M.T	1008	2154361	
4	Fibre	„	60	187207	
		Total		17182079	

**MANUFACTURE OF FOOD PRODUCTS (OTHERS)**

Code No. 219

**Materials Consumed**

Sl. No.	Basic Materials	Unit	Quantity	Value (Rs.)	Remarks
1	Tapioca	M.T	768	230748	Quilon
2	Copra	„	2434	973600	Alleppey
<b>Chemicals</b>					
3	Caustic Soda	Kg.	3410	6820	
<b>Packing materials</b>					
4	Gunny Bags	Nos.	35612	88362	
5	Consumable stores			4548	
		Total		1304078	

**Production**

Sl. No.	Items	Unit	Quantity	Value (Rs.)	Remarks
1	Sago	M.T	144	283322	
2	Sago waste	„	42	6714	
3	Copra	„	2192	10457702	
		Total		10747738	

## OTHER FOOD PRODUCING ACTIVITIES

Code No. 219—9

**Materials Consumed**

Sl. No.	Basic Materials	Unit	Quantity	Value(Rs.)	Remarks
1	Sugar	M. T	12	41482	Kozhikode
2	Vegetable oil	"	26	186061	
3	Chillies	"	41	177006	
4	Pepper	"	16	94191	
5	Others			171369	
6	Chemicals			183425	
7	Packing materials			91424	
8	Consumable stores			5788	
Total				950746	

**Production**

Sl. No.	Items	Unit	Quantity	Value(Rs.)	Remarks
1	Fruit products	Kg.	19515	74282	
2	Curry powder	Kg.	26208	195434	
3	Soap	Kg.	68028	329721	
4	Spices	Kg.	6372	709990	
5	Others			44990	
Total				1354417	

## DISTILLING AND RECTIFYING OF SPIRITS

Code No. 220

**Materials Consumed**

Sl. No.	Basic Materials	Unit	Quantity	Value(Rs.)	Remarks
1	Molasses	M. T	7050	528600	Trichur
<b>Chemicals</b>					
2	Denaturant	Ltr.	1476	9350	
3	Benzene and Dehydrates	"	2	5340	
4	Essences			2348	
5	Caustic Soda	Kg.	100	500	
6	Others			94840	
Total				6400973	

**Production**

Sl. No.	Items	Unit	Quantity	Value(Rs.)	Remarks
1	Rectified spirits	Ltr.	1632	2284	
2	Concentrated Spirit	Ltr.	78508	109906	
3	Country spirit	"	3038284	2430628	
4	Foreign spirit	"	40866	122598	
Total				2665416	

**MANUFACTURE OF MALT LIQUORS AND MALT**

Code No. 222

**Materials Consumed**

Sl. No.	Basic Materials	Unit	Quantity	Value(Rs.)	Remarks
1	Other cereals	M. T	5	13737	
2	Malt	"	482	1171406	Alleppey & Palghat
3	Other fruits	Kg.	17	1222	
4	Sugar	M. T	2	7172	
5	Hoos	Kg.	6362	360006	
6	Filter powder	"	437	3847	
7	Filter sheet	Nos.	825	4336	
8	Teapol	Ltr.	200	1275	
9	Water	1000 Ltr.	4336	39028	
10	Others			11258	

**Chemicals**

11	Carbon di oxide gas	M. T	8	29980	
12	Carbon di oxide	Kg.	9950	35756	
13	Lactic Acid	"	81	3545	
14	Caustic soda	"	6990	18989	
15	Others			17266	

**Packing Materials**

16	Labels	No.	130810	3924	
17	Gum	Kg.	125	1079	
18	Metal caps	Nos.	128119	134320	
19	Bottles	1000	2216	1524348	
20	Others			452913	
21	Consumable Stores			159499	
Total				4057476	



**Production**

Sl. No.	Items	Unit	Quantity	Value(Rs.)	Remarks
1	Malt Liquor	Ltr.	31700	670215	
2	Bear	,,	1367115	4122378	
3	Others			3412	
Total				4796005	

**MANUFACTURE OF BEEDI**

Code No. 226

**Materials Consumed**

Sl. No.	Items	Unit	Quantity	Value(Rs.)	Remarks
<b>I. Basic materials</b>					
1	Crushed tobacco	M.T	72	59860	Trichur
2	Biri leaves	M.T	60	18514	Plaghat
3	Thread			320	
4	Others			170198	
<b>II. Chemicals and auxiliary materials Nil</b>					
<b>III. Packing materials</b>					
1	Paper all kinds			10850	
2	Others			2284	
<b>IV. Consumable stores</b>					
				1150	
Total				263176	

**Products**

Sl. No.	Item	Unit	Quantity	Value(Rs.)	Remarks
1	Biris or Bidis	1000	30908	246552	
Total				246552	

## MANUFACTURE OF CIGAR AND CHEROOT

Code No. 227—2

**Materials Consumed**

Sl. No.	Basic Materials	Unit	Quantity	Value(Rs.)	Remarks
1	Tobacco	M.T	6	43984	Calicut
2	Packing materials			1850	
3	Others				
		Total		45834	

**Production**

Sl. No.	Item	Unit	Quantity	Value(Rs.)	Remarks
1	Cigars and cheroots	1000	3244	79478	
		Total		79478	

## COTTON GINNING, CLEANING &amp; BAILING

Code No. 230

**Materials Consumed**

Sl. No.	Basic Materials	Unit	Quantity	Value(Rs.)	Remarks
1	Consumable Stores			8600	Palghat
		Total		8600	

**Production**

Sl. No.	Item	Unit	Quantity	Value(Rs.)	Remarks
Products—Nil					

## SPINNING AND WEAVING (COTTON TEXTILES)

Code No. 231

## Materials Consumed

Sl. No.	Basic Materials	Unit	Quantity	Value(Rs.)	Remarks
1	Staple fibre	Kg.	282805	2011872	Trivandrum
2	Cotton	"	465548	6576828	Quilon
3	Artificial silk	"	1128	24816	Alleppey
4	Medium staple 7/8" to 1"	"	5581826	36398241	Kottayam
5	Longstaple 1"	"	6518751	64480144	Ernakulam
6	Cotton yarn waste	"	148276	121517	Trichur
7	Shortstaple 27/32"	"			
	& below	"	9595489	61546310	Palghat
8	Others	"		171	Malappuram
<b>Chemicals</b>					Kozhikode &
9	Sodium hydro sulphite	Ton	11	109534	Cannanore
10	Caustic soda	"	36	57920	
11	Soda ash	"	20	20671	
12	Bleaching powder	"	16	28965	
13	Hydrochloric acid	"	4	7608	
14	Colour and dye stuff	Kg.	8032	421568	
15	Tallon	Ton	37	194347	
16	Gums and resins	"	17	97091	
17	Liquid Chlorine	"	123	51981	
18	Hydrogen peroxide	"	3	21137	
19	Common salt	"	4	2983	
20	Sulphuric acid	"	3	10538	
21	Maize	"	112	209032	
22	Tapioca	"	214	291494	
23	Lysbrineglaze	Kg.	6240	47316	
24	China clay	Ton	1	331	
25	Others			857587	
<b>Packing Materials</b>					
26	Wooden cases	No.	40090	406331	
27	Hoops Iron	Kg.	3144	73334	
28	Water proof craft paper	Mtr.	2525	1168	
29	Board	Ton	20	41288	
30	Paper all kinds			261946	

Sl. No.	Basic Materials	Unit	Quantity	Value(Rs.)	Remarks
31	Plythene bags			238955	
32	Herrian cloth	Mtr.	44564	819073	
33	Others			3037873	
34	Consumable stores			2388706	
Total				180861676	

### Production

Sl. No.	Items	Unit	Quantity	Value(Rs.)	Remarks
1	Chaddars and sheetings	Mtr.	1834702	3436717	
2	Coatings	"	1543659	20098513	
3	Shirtings and Long clothes	"	6298459	13409081	
4	Dhories and Sarees	"	5360582	11118846	
5	Drills and Jeans	"	56107	131299	
6	Mulls and voils	"	6620449	15810560	
7	Towels	"	119745	244215	
8	Cotton	Kg.	12652882	226393548	
9	Waste	"	395557	503680	
10	Soft	"	1199595	1518788	
11	Hard	"	872535	769614	
12	Fents	"	103839	1515294	
13	Other items	"	838727	14895402	
14	Others			5121564	

### PRINTING, DYEING AND BLEACHING OF COTTON

Code No. 232

#### Materials Consumed

Sl. No.	Basic Materials	Unit	Quantity	Value(Rs.)	Remarks
1	Cotton	Kg.	11500	194850	
2	Cotton (Ginned)	M.T	506152	2413446	Kozhikode Cannannore
<b>Chemicals</b>					
3	Caustic Soda	M.T	2	7700	
4	Bleaching Powder			2740	
5	Common Salt	M.T	4	720	
6	Sulphuric Acid			2400	
7	Colours and Dyes			6080	
8	Others			2818	

Sl. No.	Basic Materials	Unit	Quantity	Value(Rs.)	Remarks
<b>Packing materials</b>					
9	Polythene	Kg.	650	14320	
10	Hessian Cloth	Metre	2500	5000	
11	Others			3090	
12	Consumable stores			44612	
Total				2697776	

### Production

Sl. No.	Items	Unit	Quantity	Value(Rs.)	Remarks
1	Cotton	M.T	786334	2890620	
2	Others			180	
Total				2890800	

### WEAVING AND FINISHING OF COTTON (HANDLOOMS)

Code No. 235

### Materials Consumed

Sl. No.	Basic Materials	Unit	Quantity	Value(Rs.)	Remarks
1	Cotton	Kg.	58855	840453	Cannanore
2	Cotton yarn	"	512175	3885659	
<b>Chemicals &amp; Auxiliary materials</b>					
3	Dyes and Chemicals	Kg.	18816	807942	
4	Starch	M.T	3	6191	
5	Sulphur	Kg.	1197	1455	
6	Caustic Soda	M.T	11	27540	
7	Sodium Hydro Sulphate	"	4	14688	
8	Common Salt	"	5	408	
9	Tapioca	"	3	510	
10	Colours	Kg.	68	4828	
11	Paper all kinds			1292	
12	Others			38484	

Sl. No.	Basic Materials	Unit	Quantity	Value(Rs.)	Remarks
<b>Packing Materials</b>					
13	Hessian Cloth	Mtr.	32367	46607	
14	Polythene Sheets	Kg.	2489	13318	
15	Hoops Iron	Kg.	231	639	
16	Bobbin and Tubes	M.T	3	2585	
17	Polythene Bags	Kg.	224	4882	
18	Others			110704	
19	Consumable stores			34483	
	<b>Total</b>			<b>5842668</b>	

**Production**

Sl. No.	Items	Unit	Quantity	Value(Rs.)	Remarks
1	Chaddars and Sheeting	Mtr.	876871	5577375	
2	Cloth sags all kinds	Kg.	498	711	
3	Medium Cloth	Mtr.	435574	2747220	
4	Shirtings	Mtr.	302649	1615854	
5	Coatings	Mtr.	1561220	233591	
6	Waste	Kg.	7480	9350	
7	Handloom Cloth	Mtr.	156683	2316138	
8	Other Cloth	Mtr.	126832	477481	
9	Towels	"	751571	122737	
10	Coarse	"	216776	992839	
11	Others			2835744	
	<b>Total</b>			<b>16929040</b>	

**WEAVING AND FINISHING OF COTTON-POWERLOOMS**

Code No. 236

**Materials Consumed**

Sl. No.	Basic Materials	Unit	Quantity	Value(Rs.)	Remarks
1	Cotton yarn	Kg.	10106	130202	
2	Staple yarn	"	2621	45116	Cannanore
<b>Chemicals and Auxiliaries</b>					
3	Dyes and Chemicals			10199	
4	Sodium Hydrosulphides	M.T	0.2	868	
5	Castic soda			744	
6	Sulphuric Acid			186	
7	Others			3822	

Sl. No.	Basic Materials	Unit	Quantity	Value(Rs.)	Remarks
<b>Packing materials</b>					
8	Hessian Cloth	Mtr.	1290	1407	
9	Others			3478	
10	Consumable stores			3408	
Total				199430	

**Production**

Sl. No.	Items	Unit	Quantity	Value(Rs.)	Remarks
1	Cotton	Mtr.	47875	147345	
2	Largier	M. T	22372	71813	
3	Shirtings	"	21499	92446	
4	Others	"	1044	2714	
Total				31438	

**KNITTING MILLS**

Code No.260

**Materials Consumed**

Sl. No.	Basic Materials	Unit	Quantity	Value(Rs.)	Remarks
1	Cotton yarn	Kg.	251926	4189418	Trichur & Cannanore
2	Cotton	Kg.	5011	121149	
3	Artificial silk	"	231	4804	
<b>Chemicals</b>					
4	Sulphuric Acid			4080	
5	Bleaching Liquor	M. T	11	23896	
6	Caustic Soda	"	5	12116	
7	Soda Ash	"	2.3	3320	
8	Colours	Kg.	1765	9576	
9	Kelanol	Kg.	952	4501	
10	Others			62268	
<b>Packing materials</b>					
11	Polythene bags	Kg.	1029	14180	
12	Card board Boxes	1000 Nos.	387	105189	
13	Wooden Crates	No.	5450	76048	
14	Paper and Labels	1000 Nos.		19912	

Sl. No.	Basic Materials	Unit	Quantity	Value(Rs.)	Remarks
15	Hydro sulphate	Kg.	52	1300	
16	Boards all kinds	M.T	10	9833	
17	Others			2600	
18	Consumable stores			145799	
Total				4809989	

### Production

Sl. No.	Items	Unit	Quantity	Value(Rs.)	Remarks
1	Underwears	Nos.	3233728	8024483	
2	Knitted Cloth	Mtr.	136822	258966	
3	Wastes all kinds	Kg.	20242	32572	
Total				8316021	

## EMBROIDERY AND MAKING OF CRAPE LACES

Code No. 262

### Materials Consumed

Sl. No.	Items	Unit	Quantity	Value(Rs.)	Remarks
<b>Basic Materials</b>					
1	Artificial Silk yarn	Kg.	210	6726	
2	Chemicals and Auxiliary materials			548	
3	Packing materials			542	
Total				7816	

### Production

Sl. No.	Items	Unit	Quantity	Value(Rs.)	Remarks
Nil					



## MANUFACTURE OF RAIN COATS, HATS ETC.

Code No. 265

## Materials Consumed

Sl. No.	Items	Unit	Quantity	Value(Rs.)	Remarks
<b>Basic materials</b>					
1	Cotton	Mtr.	240640	683840	Trichur &
2	Ribs and stretchers	Sets	259462	471960	Kozhikode
3	Handles	Nos.	357044	162270	
4	Sticks (Wood & Metal)	Nos.	430502	175134	
5	Steel wire	M.T	..	1500	
6	Aluminium sheets	Kg.	388	6200	
7	Plastic sheets	Kg.	70152	203444	
8	Others			18876	
<b>Chemicals and Auxiliary Materials</b>			Nil		
<b>Packing Materials</b>					
9	Packing cases	Nos.	8394	28572	
10	Wooden cases	Nos.	1200	3480	
11	Others			53812	
12	Consumable stores			94570	
13	Mats	Nos.	790	592	
14	Gunny Bags	Nos.	294	470	
Total				1904720	
<b>Production</b>					
Sl. No.	Items	Unit	Quantity	Value(Rs.)	Remarks
1	Umbrella and Sunshad	Nos.	406340	4312576	
2	Sticks (Wooden & Metal)	Nos.	79992	19032	
3	Tubes for handles	Nos.	182952	114906	
4	Handles	Nos.	403344	668878	
Total				5115392	

## MANUFACTURE OF UMBRELLAS

Code No. 265-1

## Materials Consumed

Sl. No.	Item	Unit	Quantity	Value(Rs.)	Remarks
<b>Basic Materials</b>					
1	Cotton	Mtrs.	26000	260000	Alleppey
2	Ribs and Stretchers	Doz.	2630	31206	
3	Sticks (Wood and Metal)	Nos.	31200	25657	
4	Others	Rs.		51000	
<b>Chemicals and Auxiliary Materials</b>			Nil		
<b>Packing materials</b>					
5	Others	Rs.		4790	
6	Consumable stores	Rs.		70810	
Total				443463	

## Production

Sl. No.	Items	Unit	Quantity	Value(Rs.)	Remarks
1	Umbrella and Sunshad	Nos.	31200	512400	
Total				512400	

## MANUFACTURE OF COIR AND COIR PRODUCTS

Code No. 268

## Materials Consumed

Sl. No.	Basic materials	Unit	Quantity	Value(Rs)	Remarks
1	Coir fibre	M.T	238	297857	Alleppey
2	Coir yarn	"	32085	53421065	Ernakulam
3	Unfinished mats	Sq. Mtr.	1305748	21385857	Trichur
4	Sisal yarn	M.T	251	180926	Kozhikode
5	Jute Twine	"	131	483928	
6	Jute webbing	Mtr.	4184	1398	

Sl. No.	Basic Materials	Unit	Quantity	Value(Rs.)	Remarks
7	Rubber latex	Kg.	47117	222852	
8	Coir mats	M.T	150	2104331	
9	Coconut husk	No.	2721497	402414	
10	Aloe fibre	MT.	205	570214	
11	Others			80000	

**Chemicals**

12	Dyes and Colours	Kg.	9863	642379	
13	Sulphur	"	31384	15542	
14	Alum	"	920	1101	
15	Acid	"	486	1758	
16	Sulphuric Acid	Ltr.	71	154	
17	Acetic acid	"		9	
18	Others			99048	

**Packing materials**

19	Hessian Cloth	Mtr.	765827	993803	
20	Iron hoops	Kg.	53975	1222538	
21	Stitching yarn	"	1529	3592	
22	Packing paper	"	7541	3233	
23	Others			26898082	
24	Consumable stores	"		1356122	
Total				110388203	

**Production**

Sl. No.	Items	Unit	Quantity	Value(Rs.)	Remarks
1	Mats	Sq. Mtr.	1237727	25436112	
2	Matting	"	1100525	12463192	
3	Coir yarn	M.T	29259	57068745	
4	Coir fibre	"	960	783873	
5	Carpets	Sq. Mtr.	14100	95317	
6	Rugs	"	990	13185	
7	Others			3575905	
Total				99436529	

## MANUFACTURE OF COIR ROPES &amp; TWINES

Code No. 268—3

**Materials Consumed**

Sl. No.	Basic materials	Unit	Quantity	Value(Rs.)	Remarks
1	Coir yarn loose	M. T	2858	4317105	Ernakulam
2	Husk	No.	1613917	60513	Kozhikode
3	Chemicals Sulphur	Kg.	679	611	
4	Packing—Iron hoops	M. T	456	13775	
5	Others			11632	
6	Consumable stores			2529	
Total				4406165	

**Production**

Sl. No.	Items	Unit	Quantity	Value(Rs.)	Remarks
1	Coir yarn (Rehanked)	M. T	1202	3044138	
2	Coir yarn	"	243	483920	
3	Coir fibre	Kg.	155240	116154	
4	Others			1204461	
Total				4848673	

## MANUFACTURE OF VENEERS AND PLYWOOD

Code No. 270

**Materials Consumed**

Sl. No.	Basic Materials	Unit	Quantity	Value(Rs.)	Remarks
1	Timber	Q. Mtr.	5724	927638	Alleppey
<b>Chemicals</b>					
2	Hardner	M. T	1	6162	
3	Glue	"	17	336712	
4	Enlender	"	3	9199	
5	Others			46138	
6	Consumable stores				
7	Blue	"	11	47331	
8	Oxalic Acid	"	2	8022	

Sl. No.	Basic Materials	Unit	Quantity	Value(Rs.)	Remarks
<b>Packing materials</b>					
9	Hoopison		1	3383	
10	Mats	Nos.	2994	1496	
11	Others			8713	
12	Consumable stores			7198	
13	Hessian cloth	Mtr.	13096	14667	
Total				1416654	

**Production**

Sl. No.	Items	Unit	Quantity	Value(Rs.)	Remarks
1	Tea chests	Sq. M.	114345	734674	
2	Commercial	"	186861	1058229	
3	Veneers	M. T	58075	257973	
4	Splints	Cum.	490	30845	
5	Others			7390	
Total				2689111	

**MANUFACTURE OF OTHER PLYWOOD PRODUCTS**

Code No. 270—9

**Materials Consumed**

Sl. No.	Basic Materials	Unit	Quantity	Value(Rs.)	Remarks
1	Timber	Cum Mtr.	1132	270736	
2	Other wood			898	
<b>Chemicals and auxiliaries</b>					
3	Phenol formaldehyde	Kg.	608	20103	
4	Glue	"	6096	79993	
5	Oxalic acid	"	304	5746	
<b>Packing materials</b>					
6	Yarn	Kg.	424	634	
7	Mats	Nos.	10006	5003	
8	Others			3354	
9	Consumable stores			1100	
Total				387567	

**Production**

Sl. No.	Items	Unit	Quantity	Value(Rs.)	Remarks
1	Tea chests	Sq. M.	162216	448897	
2	Timber planks	Cu. M.	340	89257	
3	Others firewoods			2435	

**MANUFACTURE OF SAWING AND PLANNING OF WOOD**

Code No. 271

**Materials Consumed**

Sl. No.	Items	Unit	Quantity	Value(Rs.)	Remarks
<b>Basic materials</b>					
1	Wood timber	Cu. Mtr.	85975	10391427	Trivandrum
2	Tin Plate	Kg.	8969	26869	Quilon
3	Nails			2556	Kottayam
4	Others			290	Ernakulam
<b>Chemicals and Auxiliary materials</b>					
1	Dye powder			317	Malappuram
2	Paint	Kg.	1434	10037	Alleppey
3	Bobbin rings	'00	338	14228	Palghat
4	Others			35256	Trichur
<b>Packing materials</b>					
1	Gunny			42808	
2	Cave			1321	
3	Paper			1599	
4	Others			114793	
<b>Consumable stores</b>					
				338448	
<b>Total</b>				<b>10979949</b>	

**Production**

Sl. No.	Items	Unit	Quantity	Value(Rs.)	Remarks
1	Veeners	'000	1009253	3122818	
2	Splints for matches	Metres	106217	1981678	
3	Packing cases	Tonnes	..	330101	
4	Timber	Cu. Mtr.	5343	1949976	
5	Tea chest Buttons	Sq.	165600	160911	

Sl. No.	Basic Materials	Unit	Quantity	Value(Rs.)	Remarks
6	Bettens	'000	954814	760862	
7	Tea chest planks	Sq m.	1380	22926	
8	Scantlings	Cu Mtr.	759	1004434	
9	Wastage	Cu. Mtr.	824	34742	
10	Matches	'00	1602	281255	
11	Splints for matches	Mtr.	497	103136	
12	Bobbin Block	Cu. Mtr.	1144	273275	
13	Plywood	'000	948	2810	
14	Slate pencils	Cu. Mtr.	72	45855	
15	Fire wood	M.T	26	798	
16	Reapers	M.T	26499	8904	
17	Others			4007269	
<b>Total</b>				<b>14141750</b>	

**MANUFACTURE OF WOODEN AND CANE BOXES**

Code No. 272

**Materials Consumed**

Sl. No.	Basic Materials	Unit	Quantity	Value(Rs.)	Remarks
1	Wood timber	C Mtr.	7780	1201380	
2	Nails and screws etc.	M.T	6	19232	
3	Others			27452	Trichur
<b>Chemicals</b>					
4	Blue and readpend	M T	78	554728	
5	Packing materials			23836	
6	Others			686278	
7	Consumable stores			32382	
<b>Total</b>				<b>2545288</b>	

**Production**

Sl. No.	Items	Unit	Quantity	Value(Rs)	Remarks
1	Packing cases	No.	240000	1751150	
2	Tin plate and cigar boxes	No.	179624	1083980	
3	Firewood	M.T	114	4198	
4	Others			1881376	
<b>Total</b>				<b>4720704</b>	

## MANUFACTURE OF STRUCTURAL WOODEN GOODS

Code No. 273

**Materials Consumed**

Sl. No.	Basic Materials	Unit	Quantity	Value(Rs.)	Remarks
1	Logs	Cu. Mtr.	2900	1747798	Quilon
2	Others			2330	Ernakulam
3	Chemical and Auxiliary materials			153000	
4	Packing materials			952	
5	Consumable stores			1226	
Total				1905426	

**Production**

Sl. No.	Items	Unit	Quantity	Value(Rs.)	Remarks
1	Electric post (treated)	No.	13418	1931538	
2	Metric Board	"	39400	137900	
3	Saw dust waste	Rs.		10742	
4	Slate frames	No.	200	122000	
5	Others			218114	
Total				2420294	

MANUFACTURE OF WOODEN INDUSTRIAL GOODS  
SUCH AS BOBBINS, BLOCKS, HANDLES ETC.

Code No. 274

**Materials Consumed**

Sl. No.	Basic Materials	Unit	Quantity	Value(Rs.)	Remarks
1	Logs	Cu. Mtr.	1972	219064	
2	Wood	Cu. M.	1624	388734	Trichur
3	Consumable stores			5074	Cannanore
4	Others			13700	Quilon
<b>Chemical and auxiliary materials</b>					
5	Paints	Ltrs.	480	6478	



Sl. No.	Basic Materials	Unit	Quantity	Value(Rs.)	Remarks
<b>Packing materials</b>					
6	Hard Board Boxes	No.	5008	14408	
7	Coir	Kg.	134	674	
8	Consumable stores			14982	
9	Others			2594	
	Total			665708	

<b>Production</b>					
Sl. No.	Items	Unit	Quantity	Value(Rs.)	Remarks
1	Fire wood	Qtl.	274	1370	
2	Packing cases	No.	480	5058	
3	Pencil Slates	No.	480	5058	
4	Saw dust	Kg.		172	
5	Slateframe			304560	
6	Furniture	No.	32	7000	
7	Bobbins	1000 Nos.	472	406564	
8	Textile wooden Accessories			139572	
9	Others			4868	
	Total			870222	

**MANUFACTURE OF WOODEN FURNITURE AND FIXTURES**

Code No. 276

**Materials Consumed**

Sl. No.	Basic Materials	Units	Quantity	Value(Rs.)	Remarks
1	Logs	C. Mtrs.	1116	634226	Ernakulam
2	Plywood	Sq. Mtrs.	42558	170110	Trichur
3	Laminated sheets	Sq. Mtrs.	1394	96380	
4	Mirror	No.	73	3507	Kottayam
5	Comperer famed accessories			23875	Trivandrum
6	Semifinished wooden articles			2027	
7	Canes ratton (100 Kg.)	T.		2027	
8	Nails, screws, bolts etc.	T.	2	5564	
9	Plastic wires	Kg.	151	1966	
10	Others			40906	

Sl. No.	Basic Materials	Unit	Quantity	Value(Rs.)	Remarks
---------	-----------------	------	----------	------------	---------

### Chemicals and Auxiliary materials

11	Paints, Varnishes and Lacquers			42213	
12	Wax	Kg.	97	968	
13	Others			56953	

### Packing materials

14	Others			17039	
15	Consumable stores			37512	

Total 1135373

### Production

Sl. No.	Items	Unit	Quantity	Value(Rs.)	Remarks
---------	-------	------	----------	------------	---------

1	Tables all kinds	No	1100	187886	
2	Chairs all kinds	No.	2136	123615	
3	Almiras etc.	No.	1689	644946	
4	Sofa sets	No.	765	290677	
5	Coats	No.	787	147674	
6	Wood cuttings		47	3697	
7	File rack, book shelves etc.	No.	1	182	
8	Benches	No.	404	11672	
9	Fire wood	T.	133	6943	
10	Saw dust	T.	22	1452	
11	Others			6499	

Total 1425243

## MANUFACTURE OF PAPER BOARDS AND STRAW BOARDS

Code No. 280-5

**Materials Consumed**

Sl. No.	Items	Unit	Quantity	Value(Rs.)	Remarks
<b>I. Basic materials</b>					
1	Waste paper	Ton	657	223081	Palghat
2	Water	1000 Ltr.	3141	471	
<b>II. Chemicals and Auxiliary materials</b>					
1	Sodium Silicate	Kg.	1674	3348	
2	Others			1860	
<b>III. Packing materials</b>				6353	
<b>IV. Consumable stores</b>					
Total				235113	

**Products**

Sl. No.	Items	Unit	Quantity	Value(Rs.)	Remarks
1	Mill Board	Ton	260	270403	
2	Others			7	
Total				270410	

## MANUFACTURE OF PAPER AND PAPER BOARDS

Code No. 281

**Materials Consumed**

Sl. No.	Basic Materials	Unit	Quantity	Value (Rs.)	Remarks
1	Craft Paper	M. T	1876	1594096	Quilon
2	Printing Ink	Kg.	770	23108	
3	Printing Paper	"	7252	88190	
4	Others			32064	
<b>Chemicals and Auxiliaries</b>					
5	Soda Sylicate	Kg.	24970	19128	
6	G. L. Powder	"	10500	11120	
7	Others			1210	
8	Consumable stores			4950	
<b>Total</b>				<b>1773456</b>	

**Production**

Sl. No.	Items	Unit	Quantity	Value (Rs.)	Remarks
1	Cartans	M. T	882	2244234	
2	Others			184708	
<b>Total</b>				<b>2428942</b>	

MANUFACTURE OF CONTAINERS AND BOXES  
OF PAPER AND PAPER BOARD

Code No. 281-3

**Materials consumed**

Sl. No.	Basic materials	Units	Quantity	Value (Rs.)	Remarks
1	Waste Paper	T	167	832510	
2	Others			1900	
<b>Chemicals and Auxiliary Materials</b>					
3	Silicate	M. T	19	14600	
4	Bleaching Powder	M. T	10	24650	
5	Others			20079	
<b>Total</b>				<b>893739</b>	

**Production**

Sl. No.	Items	Units	Quantity	Value (Rs.)	Remarks
1	Card Board Boxes	No.	333937	1302354	
			Total	1302354	

**MANUFACTURE OF PAPER AND PAPER BOARD ARTICLES**

Code No.283

**Materials consumed**

Sl. No.	Basic Materials	Unit	Quantity	Value (Rs.)	Remarks
1	Jute Waste and Hessian cuttings	T.	6	7484	Cannanore
2	Waste paper	T.	38	18554	
3	Others			5094	
<b>Chemical and Auxiliary Materials</b>					
4	Resin	T.		1500	
5	Glue	T.		768	
6	Aluminium Sulphate	Kg.	1046	1308	
7	Starch	Kg.	474	1420	
	Others			554	
8	Packing materials			2076	
	Others				
			Total	38758	

**Production**

Sl. No.	Item	Unit	Quantity	Value (Rs.)	Remarks
1	Writing and Printing Paper	T	20	70726	
2	Boards	Sq. M.	9740	23574	
			Total	94300	

## PRINTING AND PUBLISHING OF NEWSPAPERS

Code No. 284

**Materials Consumed**

Sl. No.	Item	Unit	Quantity	Value (Rs.)	Remarks
<b>Basic Materials</b>					
1	News Print	Nos.	201	120840	
2	News Print in sheets	M. T	113	251645	
3	Other Printing Paper	Ton	3	1399	
<b>Chemicals and Auxiliary Materials</b>					
1	Printing Ink	Kg.	1443	7692	Ernakulam
2	Others			1901	Calicut
3	Consumable stores			138811	
Total				522288	

**Production**

Sl. No.	Item	Unit	Quantity	Value (Rs.)	Remarks
1	News paper	'000	5800	448509	
	Others			1474	
Total				449983	

## PRINTING AND PUBLISHING OF BOOKS AND JOURNALS

Code No. 285

**Materials consumed**

Sl. No.	Basic materials	Unit	Quantity	Value (Rs.)	Remarks
1	Art paper	M. T.	38	182484	Palghat
2	Writing and Printing Paper all kinds	M. T.	4402	2843606	Quilon
3	Wrapping and cover paper all kinds	M. T.	199	597780	Trivandrum
4	Boards all kind	M. T.	53	61525	Calicut
5	Yarn	Kg.	727	19417	Kottayam
6	Type metal	Kg.	146781	1748626	Alleppey
7	Cloth binding materials	M. T	14687	94216	Cannanore
8	Staples		14687	244	Ernakulam

Sl. No.	Items	Units	Quantity	Value (Rs.)	Remarks
9	Leather binding materials	Kg.		60921	
10	Other binding materials	"		69827	
11	Cloth and paper	M.T.	4059	9207	
12	Others			167291	
<b>Chemical and Auxiliary Materials</b>					
13	Printing Ink	Kg.	51827	548670	
14	Glare pastes and other adhesives			305764	
15	Kerosene oil			412	
16	Zinc Plates			3232	
17	Others			46375	
18	Consumable stores			598992	
19	Packing materials			56830	
Total				7415409	

### Production

Sl. No.	Items	Unit	Quantity	Value (Rs.)	Remarks
1	Printed materials	"		917596	
2	Books	Nos.	5781032	4158508	
3	Periodicals		43008	13615	
4	Waste paper and paper cutting	M.T	74	40461	
5	Cover printed materials	"	17	224475	
6	Newspaper	1000.	40184	239284	
7	Printed forms	Nos.	1128981	553495	
8	Cards letters			6236	
9	Others			1644792	
Total				7798462	

### BOOK BINDING

Code No. 288

#### Materials consumed

Sl. No.	Items	Unit	Quantity	Value (Rs.)	Remarks
<b>Basic Materials</b>					
1	Cotton Stitching yarn	Mtr.	1440	288	Trichur
2	Stitching wire	Kg.	330	2000	

Sl. No.	Items	Unit	Quantity	Value (Rs.)	Remarks
<b>Chemicals and Auxiliaries</b>					
3	Ink	Kg.	4	306	
4	Gum and Adherives	Kg.	1080	972	
<b>Packing materials</b>					
5	Mats	Sq. Mtr.	140	500	
6	Rope	Kgs.	134	536	
7	Consumable stores			1534	
Total				6136	

**Production**

Nil

PRINTING AND PUBLISHING OF POST CARDS

Code No. 289

**Material Consumed**

Sl. No.	Basic Materials	Unit	Quantity	Value (Rs.)	Remarks
1	Paper	Tons	1524	3503173	Trivandrum
2	Printing Ink	"	4	123695	Ernakulam
3	Type metal	Kg.	2409	21300	Trichur
4	Cloth binding materials	Mtr.	18746	43066	Calicut
5	All kinds of Boards	Mtr.	23	33253	Palghat
6	Glue pastes etc.			2614	Kottayam
7	Others			489238	Cannanore
<b>Packing Materials</b>					
8	Consumable stores			209604	
9	Hessian Cloth	Mtr.	7639	8326	
10	Wooden Packing Case	No.	2150	10752	
11	Others			42902	
Total				4487923	



## Production

Sl. No.	Items	Unit	Quantity	Value (Rs.)	Remarks
1	Printed forms etc.	T.	283	1083506	
2	Other printed materials	T.	5	8828996	
3	Books	No.		352436	
4	Waste paper and paper cuttings			3014	
5	Developing and printing			469745	
6	Others			30436	
			Total	10768133	

## TANING AND CURING LEATHER

Code No. 290

## Materials Consumed

Sl. No.	Items	Unit	Quantity	Value (Rs.)	Remarks
1	Cowhide	M.T	786	1306030	Trichur
2	Buffalow hide	M.T	688	1032128	
3	Soft wood	M.	128	38082	
4	Chemicals and auxiliary materials	M.T	228	29568	
5	Consumable stores			1108	
			Total	2406916	

## Production

Sl. No.	Item	Unit	Quantity	Value (Rs.)	Remarks
1	Cowhide cured	M.T	684	1330190	
2	Buffalow hide cured	M.T	646	1182718	
3	Fravea	M.T	43400	44560	
4	Others			1100	
			Total	2558568	

## TYRE AND TUBE INDUSTRIES

Code No. 300

## Materials Consumed

Sl. No.	Basic Materials	Unit	Quantity	Value (Rs.)	Remarks
1	Natural Rubber	T.	46	340731	Kottayam and Kozhikode
2	Trend Rubber	Kg.	66454	565494	
3	Lender Trecad Strcieps	Kg.	1045	15322	
4	Cycle tube valve	No.	37116	12990	
5	Synthetic rubber	Ton	569	2491	
6	Others			5179	
<b>Chemical and Auxiliary Materials</b>					
7	Solvents	Ltr.	3419	8883	
8	Retreecal cement	"	1906	9199	
9	Cushare gum	Kg.	206	4974	
10	Trecad gum	"	231	4159	
11	Valcanizing solution	Ltr.	238	12262	
12	Accelerators			842	
13	Anti-oxidants			1236	
14	Carbon Black			1060	
15	Soffeners and Plasticizers			3036	
16	Zinc oxide			996	
17	China Clay	Ton	3	954	
18	Pareffin wax	Kg.	94	400	
19	Packing materials			458	
20	Gunny and Lessian cloth	No.	6784	1967	
21	Consumable stores			23882	
	<b>Total</b>			<b>1016515</b>	

## Production

Sl. No.	Items	Unit	Quantity	Value (Rs.)	Remarks
1	Tyre Retreading			1193086	
2	Bushes	Kg.	28	1388	
3	Cycle Tubes	No.	37116	119925	
4	Others			233	
	<b>Total</b>			<b>1314632</b>	

## MANUFACTURE OF RUBBER FOOTWEAR

Code No. 301-1

## Materials Consumed

Sl. No.	Basic Materials	Unit	Quantity	Value (Rs.)	Remarks
1	Natural Rubber	Ton	300	1557342	Kottayam
2	Synthetic rubber	Ton	74	1678148	
3	Rubber Shapin	"	114302	68440	
4	Reclanced Swap Rubber	T.	6	11840	
5	Titanium dioxide	Kg.	3660	19032	
6	Red oxide	"	44	190	
7	Others	"		15212	
<b>Chemical and Auxiliary Materials</b>					
8	Aulmidaner	M. T	16	223730	
9	China Clay	"	168	185944	
10	Rubber colour	"	6	76842	
11	Titanium dioxide	"	14	118848	
12	Retarders	Kg.	1730	31822	
13	Fillers and pigments	T.	196	36580	
14	Sulphur	Kg.	222	2136	
15	Softener and plastizers	T.	20	43428	
16	Rubber colours	"	4	39352	
17	Resin	Kg.	550	2196	
18	Paraffin wax	"	344	1154	
19	Ti	"	7528	43820	
20	Steemic acid	"	6	61438	
21	Blowing agent	T.	8	152682	
22	Anti oxidants	"		1154	
23	Carbon black	"	12	946	
24	Zinc oxide	"		3626	
25	Solvents	Ltr.	12140	48560	
26	Slinic oxide	Kg.	1650	9900	
27	Valco for MBT, F, TMT	"	1010	16012	
28	Rarcad	"	3520	5738	
29	Other	"		39554	
<b>Packing materials</b>					
30	Coulam	No.	55904	38840	
31	Gunny Hessian cloth	M. T	3000	9600	
32	Thercad	Kg.	60	300	
33	Others	"		39954	
34	Consumable stores	"		423398	
<b>Total</b>				<b>5524518</b>	

## Production

Sl. No.	Items	Unit	Quantity	Value (Rs.)	Remarks
1	Rubber chappels	No.	173406	685132	
2	Rubber sheet	M.T	290	1593118	
3	4 M.M.Star	No.	68164	463058	
4	High healed sheet	No.	25300	151800	
			Total	2893108	

## MANUFACTURE OF RUBBER PRODUCTS—OTHERS

Code No. 302-9

## Materials Consumed

Sl. No.	Basic Materials	Unit	Quantity	Value (Rs.)	Remarks
1	Natural rubber	Ton	191	5879246	Quilon
2	Synthetic rubber	"	32	96197	Alleppey
3	Rubber latex	Ltr.	9592040	13736859	Kottayam
4	Raw rubber			1897	Idukki
5	Scrap rubber	M.T	799	1173456	Ernakulam
6	Rubber scrap	Kg.	1109	61472	Trichur
7	Curted coir	M.T	119	185659	Palghat
8	Furnishing fibre	Mtr.	64185	485439	Calicut
9	Others			39122	
<b>Chemicals</b>					
10	Sulphur	M.T	15	66537	
11	Zinc oxide	"	13	84891	
12	Paraffin wax	Kg.	2319	5818	
13	Solvants	Ltr.	159812	227361	
14	Synthetic resin	Kg.	317	6336	
15	Rubber chemical	M.T	21	143830	
16	Fillers and nuts	"	5	2112	
17	Formic acid	Kg.	16711	66090	
18	Sodium sulphate	Kg.	1612	5053	
19	Acetic acid	Ltr.	1338	7059	
20	Others			119917	

Sl. No.	Basic materials	Unit	Quantity	Value (Rs.)	Remarks
<b>Packing materials</b>					
21	Gunny & Hessian cloth	Mtr.	115186	131409	
22	Packing case	No.	1465	15201	
23	Jute twine	Kg.	474	1933	
24	Polythene fibre	"	1278	11724	
25	Packing drums	No.	3829	171143	
26	Others			6039	
27	Consumable stores			179603	
			<b>Total</b>	<b>22911406</b>	

**Production**

Sl. No.	Items	Unit	Quantity	Value (Rs.)	Remarks
1	Natural rubber	Kg.	826	4676417	
2	Rubber sheeting	"	810221	4118552	
3	Liquid latex	"	971525	6349700	
4	Latex crape	"	1584	9372	
5	Estate Grown crape	"	251856	2517681	
6	Flat bark	"	462	2920	
7	Thread rubber	"	169211	173708	
8	Rubber mattings	Mtr.	23912	160684	
9	Chappel sheet	No.	7276	28913	
	Others			11507006	
			<b>Total</b>	<b>29544953</b>	

**MANUFACTURE OF PLASTIC PRODUCTS—OTHERS**

Code No. 303

**Materials consumed**

Sl. No.	Basic materials	Unit	Quantity	Value (Rs.)	Remarks
1	Polythene moulding powder	M.T	96	306078	Kottayam Trichur Cannanore
2	Alkathene	Kg.	49672	475326	
3	Hydex	M.T	65	37258	
4	Others			3740	
<b>Packing materials</b>					
5	Hessian cloth	Mtr.	5370	6712	
6	Others			724846	
7	Consumable stores			2544	
			<b>Total</b>	<b>1556504</b>	

## Production

Sl. No.	Items	Unit	Quantity	Value (Rs.)	Remarks
1	Polythene bags	Kg.	48138	671926	
2	Plastic button	1000	3504	24334	
3	Polythene sheets	M.T	1603600	320728	
4	Others (Plain)	Kg.	70420	950670	
Total				1967658	

## MANUFACTURE OF HEAVY INORGANIC CHEMICALS

Code No. 310-1

## Materials Consumed

Sl. No.	Basic materials	Unit	Quantity	Value (Rs.)	Remarks
1	Sulphur	M.T	11682	5029966	Trivandrum
2	Iron scrap	"	3586	1615450	Quilon
3	Lime	"	38534	3008594	Kottayam
4	Electrode parts	"	556	769632	Ernakulam
5	Leeco fire	"	94218	1033922	
6	Copper scrap	"	2088	1687258	
7	Aluminium	"	230	208826	
8	Iron ore	"	146	355226	
9	Salt	"	94222	10632848	
10	Oil	Ltr.	106000	307068	
11	Others			4149888	

## Chemicals

12	Sulphuric acid	M.T	10256	3917936	
13	Iluminate	"	19540	1610342	
14	Antimonoxide	"	12	408834	
15	Hydrochloric acid	"	4024	1102812	
16	Pottasium chloride	"	1218	1079838	
17	Graphite	Kg.	166416	2401392	
18	Caustic soda	M.T	7330	10570186	
19	Zinc	"	190	1239596	
20	Nickal powder	"	14	492632	
21	Nickal oxide	"	38	1140048	
22	Soda ash	"	746	634488	
23	Mercury	Kg.	16642	1562818	

Sl. No.	Basic materials	Unit	Quantity	Value (Rs.)	Remarks
24	Carbonate	M.T	674	836762	
25	Nitric acid	"	24	47890	
26	Sodium sulphate	"	36	75152	
27	Others			4149888	
<b>Packing materials</b>					
28	Hessian clothes	No.	366996	923932	
29	Wooden creates	No.	29600	87024	
30	Paper all kinds	M.T	8	22494	
31	Steel drums	No.	170624	4512776	
32	Gunny bags	No.	536304	1504532	
33	Polythene liners	No.	759776	237976	
34	Others			53216752	
35	Consumable stores			5391998	
Total				125966776	

**Production**

Sl. No.	Items	Unit	Quantity	Value (Rs.)	Remarks
1	Titanium dioxide	M.T	8738	47256618	
2	Pottasium chloride	"	1480	4609460	
3	Calcium carbide	"	18274	31433044	
4	Caustic soda	"	46672	577114	
5	Sodium sulphate	"	1360	2460542	
6	Liquid chlorine	"	7176	1944388	
7	Bleach liquor	"	2070	202042	
8	Rare earth chloride	"	8314	19382164	
9	Sodium aluminate	"	1228	2150228	
10	Rare earth fluoride	"	296	2744840	
11	Trisodium phosphate	"	10222	12804208	
12	Amonium sulphate	"	978	534966	
13	Sinc oxide	"	1874	2393152	
14	Other items			136009930	
Total				283762700	

## MANUFACTURE OF FIXED FERTILISERS

Code No. 311-3

## Materials Consumed

Sl. No.	Item	Unit	Quantity	Value (Rs.)	Remarks
<b>Basic Materials</b>		<b>nil</b>			
<b>Chemical and Auxiliary Materials</b>					
1	Sulphate of amonia	T	566	328722	Calicut Kottayam
2	Urea	T	6892	6428184	
3	Rock phosphate	T	5906	1860834	
4	Muriate of potash	Ton	6358	3701074	
5	Unslaked lime	Ton	126	5888	
6	Bone (Raw)	Ton	1704	639000	
7	Calcium Amonia nitrate	Ton	1044	574574	
8	Super phosphate	Ton	292	976482	
9	Bone meal	Ton	2440	1611376	
10	Gypsum	M.T	9292	463416	
11	Cemplere 17x17x17	M.T	170	214200	
12	Mangnesite	Ton	136	14008	
13	Magnisium phosphate	Ton	8	4608	
14	Amonium phosphate	Ton	152	200792	
<b>Packing Materials</b>					
15	Gunny bags	Nos.	211072	553210	
16	Polythene pags	Kg.	373784	979990	
17	Liners	Kg.	476628	347938	
18	Others	Rs.	..	130466	
19	Consumable stores	Rs.	..	1785528	
<b>Total</b>				<b>20820290</b>	

## Production

Sl. No.	Item	Unit	Quantity	Value (Rs.)	Remarks
1	Mixed fertilisers	T.	37064	22531244	
2	Bone meal	T.	1644	946206	
3	Others	Rs.	..	111200	
<b>Total</b>				<b>23588650</b>	



## MANUFACTURE OF PESTICIDES FORMULATIONS

Code No. 311-5

## Materials Consumed

Sl. No.	Items	Unit	Quantity	Value (Rs.)	Remarks
<b>Basic Materials</b>					
1	Statiti lamp	M.T	2652	132580	
2	China Clay	"	10	3620	
<b>Chemicals and Auxiliary Materials</b>					
3	Lissapol Powder	M.T	8	51074	
4	Deazinon	"	4	22700	
5	B.H.C.	"	58	265220	
6	I.D.E.T.	Kg.	452	2712	
7	Malathian	"	48	1576	
8	Endrin	"	286	14294	
9	Dedicol	"	412	2472	
10	Others	Rs.		156392	
<b>Packing Materials</b>					
11	Drums	Nos.	5236	78936	
12	Gunny Bags	"	26256	78768	
13	Tins	"	10640	10640	
14	Others	Rs.		49776	
15	Consumable stores	"		2698	
		<b>Total</b>		<b>873458</b>	

## Production

Sl. No.	Item	Unit	Quantity	Value (Rs.)	Remarks
1	Insecticides	M.T	2720	919408	
		<b>Total</b>		<b>919408</b>	

## MANUFACTURE OF ALLOPATHIC MEDICINES

Code No.313-1

**Materials Consumed**

Sl. No.	Basic materials	Unit	Quantity	Value (Rs.)	Remarks
1	Sugar	M.T	12450	140674	Alleppey
2	Vitamin A	Kg.	1022	45130	Trichur
3	Solvent	Ltr.	58996	2119336	Calicut
4	Peptone	Kg.	352	18366	
5	Diapottasium	"	1778	27124	
6	Paraffin	"	13444	53280	
7	Others			83956	
<b>Chemicals</b>					
8	Chloroform	Kg.	25606	184800	
9	Hydrochloric acid	"	11100	11500	
10	Sulphur	"	170	16368	
11	Zinc oxide	"	152	2280	
12	Starch	"	40	7200	
13	Malt exact	"	94	1826	
14	Liver Extracts	"	56	1222	
15	Others			73870	
<b>Packing Materials</b>					
16	Drums	1000	70	2760	
17	Wooden cases	"	4632	8648	
18	Bottles and Glass	1000	60	30078	
19	Paper all kinds			5000	
20	Aluminium caps	1000	184	128654	
21	Consumable stores			15254	
22	Others			16570	
		<b>Total</b>		<b>2993896</b>	

## Production

Sl. No.	Items	Unit	Quantity	Value (Rs.)	Remarks
1	Destren	Kg.	4100	1124908	
2	Decretrinc	"	10200	21930	
3	Ointment	"	12964	395400	
4	Tinctwies and gale- nicals	1000	122	1628754	
5	Syrup	Kg.	48390	529464	
6	Tablets	"	40	42318	
7	Sulpha drugs	"	116	10000	
8	Liquid oral	1000	622	485300	
9	Others			1503970	
	Total			5742044	

## MANUFACTURE OF AYURVEDIC MEDICINES

Code No. 313-2

## Materials Consumed

Sl. No.	Basic materials	Unit	Quantity	Value (Rs.)	Remarks
1	Sugar	Kg.	21510	286818	Trivandrum
2	Honey	"	38412	265328	Alleppey
3	Kasturi	"	30	1586250	Idukkey
4	Oils	"	85224	782920	Trichur
5	Ghee	"	198944	2276002	Palghat
6	Jaggery	"	131506	399952	Malappuram
7	Gingelly oil			97582	
8	Milk	Ltr.	1461790	1782420	
9	Gur	Kg.	405050	652094	
10	Caster Oil	Ltr.	134	1340	
11	Peppermint oil			12884	
12	Minerals gold	Gms	160	4956	
13	Silver	"	20	200	
14	Others	"		9000	
15	Chemicals—Miscellaneous			800828	
16	Metal cans	No.	2632600	1336200	
17	Glass and bottles	1000	167966	2006028	

Sl. No.	Basic Materials	Unit	Quantity	Value (Rs.)	Remarks
18	Wooden crates	No.	25516	87472	
19	Aluminium caps	1000	780	71050	
20	Paper all kinds			530	
21	Others			11249336	
22	Consumable stores	Rs.		129042	
Total				23838252	

### Production

Sl. No.	Items	Unit	Quantity	Value (Rs.)	Remarks
1	Ghee (medicated)	Kg.	69430	3204850	
2	Medicated oils	Ltr.	238034	6572542	
3	Hair oils	"	466442	4504918	
4	Pills	Kg.	16014	48460	
5	Liquids	Ltr.	788422	9700426	
6	Semi liquids	Kg.	182872	4269982	
7	Powder	"	1040	15600	
8	Other medicines			23655740	
Total				51972518	

## MANUFACTURE OF PERFUMES AND TOILET—OTHERS

Code No. 314-8

### Materials Consumed

Sl. No.	Basic materials	Unit	Quantity	Value (Rs.)	Remarks
1	Animal fat tallows	T.	158	891498	
2	Coconut oil	"	32	300708	
3	Palm oil	"	142	738184	
4	Rosin	"	74	214000	
5	Perfumary	"	4	428088	
6	Others	"		410098	
<b>Packing Materials</b>					
7	Others			349790	
8	Consumable stores			34970	
Total				3367336	

**Production**

Sl. No.	Items	Unit	Quantity	Value (Rs.)	Remarks
1	Household and laundry soap	Ton	222	995610	
2	Toilet soap	"	382	2831670	
Total				3827280	

**MANUFACTURE OF SYNTHETIC RESIN**

Code No. 316-2

**Materials Consumed**

Sl. No.	Items	Unit	Quantity	Value (Rs.)	Remarks
<b>Basic Materials</b>					
1	Fluid Benzene	M.T	6	82236	Ernakulam
2	Dimethyl Amine	"	12	147888	
3	Tri methyl Amine	"	4	59812	
4	Formaldehyde	"	12	60896	
5	Alcohol	"	2	16160	
6	Glycol	Kg.	772	11050	
7	Sulphuric Acid	M.T	88	327920	
8	Methyl	Ltr.	9820	48328	
9	Others			395.24	
<b>Packing Materials</b>					
10	Drums	No.	2000	90000	
11	Consumable stores			14500	
Total				1254714	

**Production**

Sl. No.	Items	Unit	Quantity	Value (Rs.)	Remarks
1	Synthetic Resin	Ltr.	140	1849524	
Total				1849524	

## MANUFACTURE OF MATCHES

Code No. 317

**Materials Consumed**

Sl. No.	Basic materials	Unit	Quantity	Value (Rs.)	Remarks
1	Veneers	1000	14530	17470	Quilon
2	Splints	Ton	50.16	51624	Malappuram
3	Matches	Kg.	1540	1000	Palghat
4	Wood	Cu. Mtr.	56	10000	Trichur
5	Wax	Kg.	420	1024	
6	Gum	"	150	268	
7	Blue match	"	1540	11000	
8	Others			576	
<b>Chemicals and Auxiliary materials</b>					
9	Amorphous Phosphorous	Kg.	40	74	
10	Chlorate of Pottash	"	9118	17038	
11	Gum	"	1822	10988	
12	Pottasium dichromate	"	24	156	
13	Sulphur	"	1216	3106	
14	Black manganese	"	220	366	
15	Red Manganesc	"	250	140	
16	Rosin	"	332	412	
17	Glass powder	"	750	420	
18	Paraffin wax	"	4820	8516	
19	Rodamin powder	"	18	2380	
20	Tapioca powder	"	100	150	
21	Starch			483	
22	Others			9761	
<b>Packing Materials</b>					
23	Labels	1000	767	15120	
24	Craft paper	Ton	2.25	19739	
25	Blue paper	Kg.	42	291	
26	Others			7247	
27	Consumable stores			17195	
<b>Total</b>				<b>138215</b>	

**Production**

Sl. No.	Items	Unit	Quantity	Value (Rs.)	Remarks
1	Boxes or booklets of safety matches	1000	14650	536454	
2	Matches	Gross	2400	6348	
3	Others—wood waste			2020	
<b>Total</b>				<b>544822</b>	

## MANUFACTURE OF AMMUNITION AND FIRE WORKS

Code No. 318

**Materials Consumed**

Sl. No.	Basic materials	Unit	Quantity	Value (Rs.)	Remarks
1	Aluminium Powder			1770	Trichur
2	Sulphur	Ton	4	5426	
3	Nitrate	"	4	21396	
4	Paper	Reem	42	4924	
<b>Packing Materials</b>					
5	Paper	No.	48	260	
Total				33776	

**Production**

Sl. No.	Items	Unit	Quantity	Value (Rs.)	Remarks
1	Fireworks	No.	17678	76884	
Total				76884	

MANUFACTURE OF SIZING MATERIALS AND  
TEXTILE CHEMICAL AUXILIARIES

Code 319-3

**Materials Consumed**

Sl. No.	Basic materials	Units	Quantity	Value (Rs.)	Remarks
1	Raw cotton	Kg.	5190	14494	Kottayam
<b>Chemicals and Auxiliary Materials</b>					
2	Others			5058	
<b>Packing Materials</b>					
3	Others			858	
4	Consumable stores			6174	
Total				26584	

**Production**

Sl. No.	Items	Unit	Quantity	Value (Rs.)	Remarks
1	Cottonwool	Kg.	4722	70426	
Total				70426	

**MANUFACTURE OF STRUCTURAL CLAY PRODUCTS**

Code 320.

**Materials Consumed**

Sl. No.	Basic materials	Unit	Quantity	Value (Rs.)	Remarks
1	Clay	M.T	5314	47832	Trivandrum
2	Consumable stores			1230	
Total				49062	

**Production**

Sl. No.	Items	Unit	Quantity	Value (Rs.)	Remarks
1	Roofing tiles	1000	590	188714	
2	Ridger		200	16082	
3	Ventilators		1326	3978	
4	Skylight tiles		258	798	
5	Flooring tiles		70	19352	
6	Others			20640	
Total				49564	

**MANUFACTURE OF FIRE BRICKS**

Code 320-I

**Materials Consumed**

Sl. No.	Basic materials	Unit	Quantity	Value (Rs.)	Remarks
1	Common clay			552	
2	Plastic	Ton.	3166	15374	Calicut
3	Others			4056	
4	Consumable stores			912	
Total				20894	



**Production**

Sl. No.	Items	Unit	Quantity	Value (Rs.)	Remarks
1	Materials Bricks and Blocks	Ton	898	99764	
2	Common items			352	
3	Others			2636	
	<b>Total</b>			<b>102752</b>	

**MANUFACTURE OF BRICKS AND TILES**

Code No. 320-4

**Materials Consumed**

Sl. No.	Basic materials	Unit	Quantity	Value (Rs.)	Remarks
1	Common clay	Rs.		4993459	
2	Sand	Rs.		47408	Quilon
3	Straw	Rs.		195075	Alleppey Trichur
4	Crude oil	Ltr.	4558	6216	Palghat
5	Lime shell	Rs.		17344	Malappuram
6	Kidden oil	Ltr.	423034	672766	Kozhikode
7	Searing oil	Ltr.	83789	76623	Cannanore
8	Salt	Rs.		1071	
9	Others			161046	
10	Consumable stores			378055	
	<b>Total</b>			<b>6549063</b>	

**Production**

Sl. No.	Items	Unit	Quantity	Value (Rs.)	Remarks
1	Seramic Tiles	1000	1863	335098	
2	Sand lime bricks	"	2580	280790	
3	Non-ceramic Tiles	"	157058	57844767	
4	Non-ceramic bricks	"	21771	1566390	
5	Non-ceramic ridges	"	178725	3241876	

Sl. No.	Items	Unit	Quantity	Value (Rs.)	Remarks
6	Non-ceramic flooring	1000	218290	829213	
7	Potteries	Rs.		286633	
8	Ash	"		16711	
9	Ventilators	"		8880	
10	Surki	"		272	
11	Hoiseries	1000	229	281786	
12	Others	"		3372556	
Total				68064972	

### MANUFACTURE OF EARTHENWARE AND POTTERY

Code No. 322

#### Materials Consumed

Sl. No.	Basic materials	Unit	Quantity	Value (Rs.)	Remarks
1	Clay	Ton	656	4590	Cannanore
<b>Chemical and Auxiliary materials</b>					
2	Others			3000	
	Consumable stores			3682	
Total				12560	

#### Production

Sl. No.	Items	Unit	Quantity	Value (Rs.)	Remarks
1	Semi processed articles	Ton	40	110684	
Total				110684	

### MANUFACTURE OF CHINAWARE

Code No. 323-1

#### Materials Consumed

Sl. No.	Basic materials	Unit	Quantity	Value (Rs.)	Remarks
1	China clay	Ton	316	57256	Quilon
2	Ball clay	"	2	200	Calicut
3	Fine clay	"	808	10848	
4	Quartz	"	62	3280	
5	Lelspur	"	136	9338	
6	Gypsum	"	18	3360	
7	Others			1000	

Sl. No.	Basic materials	Unit	Quantity	Value (Rs.)	Remarks
<b>Chemical and Auxiliary Materials</b>					
8	Zinc oxide	Ton	290	10244	
9	Barium carbonate	Kg.	450	812	
19	Groundnut oil	Ltr.	50	488	
11	Others			21960	
<b>Packing Materials</b>					
12	Bamboo baskets	No.	40900	40900	
13	Others			7808	
14	Consumable stores			11694	
Total				179188	

### Production

Sl. No.	Items	Unit	Quantity	Value (Rs.)	Remarks
1	Dinnerware and other crockery	No.	404190	293098	
2	Tea set crockery	No.	1800	3416	
3	Cups and saucers	"	52000	35464	
4	S.N. Jars & containers	"	344	1186	
5	Fine poncks	"	86560	64704	
6	Processed ware clay	M.T	80	13800	
7	Firabnelbs	No.	110232	38136	
8	Sundry wares	No.	6088	30080	
9	Others			23690	
Total				553624	

## MANUFACTURE OF HUME PIPES AND OTHER CEMENT AND CONCRETE PRODUCTS INCLUDING SLABS Etc.

Code 329-2

### Materials Consumed

Sl. No.	Items	Unit	Quantity	Value (Rs.)	Remarks
<b>Basic materials</b>					
1	Cement	T	244	83958	Ernakulam
2	Stone chips and dusts				
<b>Chemical and auxiliary materials</b>					
3	Consumable stones			500	
4	Others			4602	
Total				156720	

**Production**

Sl. No.	Item	Unit	Quantity	Value (Rs.)	Remarks
1	Other tiles except roofing tiles	No.	35880	275988	
		Total		275988	

**MANUFACTURE OF IRON AND STEEL**

Code No. 330-1

**Materials Consumed**

Sl. No.	Basic Materials	Unit	Quantity	Value (Rs.)	Remarks
1	Steel Ingots	Ton	915	1370942	Palghat
2	Others			21031	
		Total		1391973	

**Packing Materials**

<b>Production</b>					
Sl. No.	Items	Unit	Quantity	Value (Rs.)	Remarks
1	Bars and rods	Ton	874	1802074	
	Others			20736	
		Total		1822810	

## MANUFACTURE OF CASTINGS AND FORGINGS

Code No. 331-1

**Materials Consumed**

Sl. No.	Basic materials	Unit	Quantity	Value (Rs.)	Remarks
1	Pig iron	Ton	14	11197	Ernakulam
2	Scrap	Ton	19	13271	
3	Iron and Steel	Kg.	1770	5393	
4	Others			10172	
<b>Chemical and Auxiliary Materials</b>					
5	Others			2751	
6	Consumable stores			250	
Total				43034	

**Production**

Sl. No.	Items	Unit	Quantity	Value (Rs.)	Remarks
1	Cast Iron Goods	Kg.	30	156780	
Total				156780	

## MANUFACTURE OF STRUCTURALS

Code No. 331-2

**Materials Consumed**

Sl. No.	Items	Unit	Quantity	Value (Rs.)	Remarks
<b>Basic materials</b>					
1	Plates and Sheets	Ton	12	18668	Ernakulam
2	Others				
<b>Chemicals and Auxiliaries</b>					
3	Welding rods	No.	90700	19340	
4	Consumable stores	Rs.		3482	
Total				48930	

**Production.**

Sl. No.	Item	Unit	Quantity	Value (Rs.)	Remarks
1	Storage Vessels Fabricated out of plates and sheets	Ton	166664		

**MANUFACTURE OF IRON AND STEEL**

Code No. 331-9

**Materials Consumed**

Sl. No.	Item	Unit	Quantity	Value (Rs.)	Remarks
<b>Basic materials</b>					
1	Iron bars and rods	Ton	57	91542	Trichur
2	Tin plate	M.T	24	93456	Palghat
3	Scrap	"	2	97946	
4	Speltier	"	10	476310	
<b>Chemical and Auxiliary</b>					
5	Consumable stores			1448	
6	Others			1156	
<b>Packing materials</b>					
7	Packing cards	No.	653	2285	
8	Others			617	
	Total			764760	

**Production**

Sl. No.	Item	Unit	Quantity	Value (Rs.)	Remarks
1	Wire Drawings	Ton	55	127641	
2	Stainless steel tools	M.Ton	2	102140	
3	Silicon sheets	M.T	8	488728	
4	Wire nettings	M.T	2	3594	
	Total			722103	

## MANUFACTURE OF COPPER

Code No. 333

## Materials Consumed

Sl. No.	Basic materials	Unit	Quantity	Value (Rs.)	Remarks
1	Copper Cenaps	Kg.	2768	53222	Ernakulam
<b>Chemical and Auxiliary Materials</b>					
2	Boran	Kg.	1700	3200	
3	Zinc	"	2462	17244	
4	Consumable stores			200	
Total				73866	

## Production

Sl. No.	Items	Unit	Quantity	Value (Rs.)	Remarks
1	Copper sheets and circles	Kg.	2630	78900	
Total				78900	

## MANUFACTURE OF ALUMINIUM

Code No. 335

## Materials Consumed

Sl. No.	Basic materials	Unit	Quantity	Value (Rs.)	Remarks
1	Ingot			676	
2	Cryalita	Ton	1072	5163928	Trivandrum
3	Silicon	"	36	193624	Ernakulam
4	Alumina	"	73614	99010830	
5	Zinc Alloy	"	22	322320	
6	A.S.	"	10	31526	
7	Other Aluminium	"	8	79570	
8	Others			111723972	

Sl. No.	Basic Materials	Unit	Quantity	Value (Rs.)	Remarks
---------	-----------------	------	----------	-------------	---------

### Chemicals and Auxiliary Materials

9	Die coat	Ltr.	36	9956	
10	Soft pitch	Ton	6654	6160014	
11	Fourapar	"	108	145220	
12	Sodawash	"	92	72856	
13	Aluminium Flouride	"	1494	8022130	
14	Manganese Dioxide	C.T	34	35084	
15	Others				

### Packing Materials

16	Polythene lined bags	No.	184920	679774	
17	Cabined bauxite	M.T	14496	6153342	
18	Iron Barings		1108	138500	
19	Graphite electrodes	"	112	1624130	
20	Hessian cloth	Mtr.	336446	361346	
21	Packing case	No.	30466	1058372	
22	Others			408324	
	Consumable stores			714520	

Total

242111358

### Production

Sl. No.	Items	Unit	Quantity	Value (Rs.)	Remarks
1	Aluminium oxide	M.T	9068	26043784	
2	Ingot	Ton	7580	30547400	
3	Extrarions	"	8186	56237820	
4	Propuzu Rods	"	22372	100674000	
5	D.C. Fines	M.T	266	278750	
6	Unmagnetted fine	"	852	1022344	
7	Magnetted fines	"	340	654408	
8	Dieeveting	Tons	40	925916	
9	Others			4662	

Total

216389084



## MANUFACTURE OF DRUMS AND TANKS

Code No. 340-3

## Materials Consumed

Sl. No.	Item	Unit	Quantity	Value (Rs.)	Remarks
<b>Basic Materials</b>					
1	Tin Bars	Kg.	58	3074	Quilon
2	Tin sheet	Ton	854	2592322	Alleppey
3	Solder	Kg.	9708	1077804	Ernakulam
4	Lead	"	9250	1875	Palghat
5	Aluminium foil	"	1487	22309	Kozhikode
6	Zinc	"	60	300	
7	Iron and Steel Slabs	Ton	0.5	19000	
8	Aluminium ingots	Kg.	1008	5767	
9	Aluminium wire scraps	"	59300	323478	
10	Old aluminium	"	3513	24918	
11	Tin ingots	M.T	121	363000	
12	Non ferrous alloy metal	Kg.	58	319	
13	Tin plates	Ton	65	229336	
14	G.I. Wires	Kg.	108	4600	
15	M.S. Sheets	M.T	61	192500	
16	Stainless steel	"	14	344998	
17	Iron & Steel Plates, Sheets strips etc.	Ton	1458	10068121	
18	Aluminium sheets	Kg.	618	5566	
19	Flux	Ton	7680	37526	
20	Lining Compound	Kg.	3096	30955	
21	Others			221643	
<b>Chemicals and Auxiliary Materials</b>					
1	Paints	Ltr.	573	14714	
2	Caustic soda	Kg.	1160	3640	
3	Flexer	"	700	2470	
4	Polishing materials			1378	
5	Solder	Kg.	540	16500	
6	Others			39062	
<b>Packing Materials</b>					
	Others			112073	
	Consumable stores			20457	
	<b>Total</b>			<b>16903689</b>	

**Production**

Sl. No.	Item	Unit	Quantity	Value (Rs.)	Remarks
1	Tin small	Ton	95003	266906	
2	Tin cuttings	Ton	20	28091	
3	Tin Boxes and Cantains	No.	14924298	11004108	
4	Tin Plate Containers	No.	519510	2326693	
5	Tin cutting waste	M.T	10096	42759	
6	Steel Sterilizers	No.	12539	499566	
7	Aluminium Vessels	Kg.	43316	498591	
8	Tin Bucc & Compress	No.	55112	324421	
9	Wheel Barrows	"	29	5301	
10	Battery Jackets	"	50633888	6130421	
11	Tin Containers	"	146562	197858	
12	Steel Vessels	Kg.	531	47790	
13	Others			270180	
<b>Total</b>				<b>21642685</b>	

**MANUFACTURE OF STRUCTURAL METAL PRODUCTS**

Code No. 341

**Materials Consumed**

Sl. No.	Basic Materials	Unit	Quantity	Value (Rs.)	Remarks
1	Channels and angles	M.T	132	413408	Quilon
2	Balls and Rolls	"	18	38152	Alleppey
3	Plates and sheets	"	418	840516	Cannanore
4	M.S. Pipes	"	4	13140	
5	Welding Rods	Nos.	8640	16214	
6	Others			5214	
<b>Chemicals</b>					
7	Paints and Varnishes	Ltr.	536	20284	
8	Oxygen	Q. Mtr.	788	3780	
9	Consumable stores			14744	
<b>Total</b>				<b>1365442</b>	

**Production**

Sl. No.	Items	Unit	Quantity	Value (Rs.)	Remarks
1	Fabricated Structural	M.T	294	1415436	
2	Rolling Shutters	M.T	36	290000	
3	Window gates	M.T	4	42042	
4	Others			36232	
Total				1783710	

**MANUFACTURE OF METAL FURNITURE AND FIXTURES**

Code No. 342

**Materials consumed**

Sl. No.	Basic Materials	Unit	Quantity	Value (Rs.)	Remarks
1	M.S. Rods	M.T	14	64978	Palghat
<b>Chemicals</b>					
2	Paints	Ltr.	478	8408	
3	Others			516	
4	Consumable stores			4800	
Total				78702	

**Production**

Sl. No.	Items	Unit	Quantity	Value (Rs.)	Remarks
1	Furniture goods	Nos.	1012	84018	
2	Fabricated goods	Nos.	516	41988	
Total				126006	

**MANUFACTURE OF BOLTS AND NUTS**

Code No. 343-2

**Materials consumed**

Sl. No.	Basic Materials	Unit	Quantity	Value (Rs.)	Remarks
1	Iron wire	Kg.	24230	46988	Ernakulam
2	Packing Materials			750	
3	Consumable stores			700	
Total				48438	

SMT. 37/1097/77.

**Production**

Sl. No.	Items	Unit	Quantity	Value (Rs.)	Remarks
1	Iron Screws	Kg.	6055	92966	
			<b>Total</b>	<b>92966</b>	

**MANUFACTURE OF AGRICULTURAL IMPLEMENTS**

Code No. 343-5

**Materials consumed**

Sl. No.	Basic Materials	Unit	Quantity	Value (Rs.)	Remarks
1	Iron and steel	M.T	337	606997	Ernakulam
	<b>Chemicals and Auxiliaries</b>				
2	Paints	Ltr.	1547	22725	
3	Others			2275	
	<b>Packing materials</b>				
4	Others			9865	
5	Consumable stores			7870	
			<b>Total</b>	<b>649732</b>	

**Production**

Sl. No.	Items	Unit	Quantity	Value (Rs.)	Remarks
1	Mammattics	M.T	170	742900	
2	Pickaxes	"	21	84253	
3	Forks	"	5	25000	
4	Mhote Buckets	Nos.	3214	41304	
5	Sledge Hammers	M.T	5	18800	
6	Hardware fabricated goods	M.T	63	207308	
			<b>Total</b>	<b>1119565</b>	

## MANUFACTURE OF HAND TOOLS—OTHERS

Code No. 343-9

## Materials consumed

Sl. No.	Basic materials	Unit	Quantity	Value (Rs.)	Remarks
1	Plate sheet and strips	M. T	15	34051	
2	Bars and Rods	"	8	13303	Trichur
3	Wire all kinds	"	1135	2223283	Malappuram
4	Angles	"		24274	Palghat
5	C.R. Sheets	Kg.	4157	10636	
6	B.P. Sheets	"	2228	4151	
7	M.S. Scraps etc.	"	11757	22724	
8	M.S. Flats	"	3348	8034	
9	M.S. Rods and cuttings	"	2662	5314	
10	Others			51020	

## Chemicals and auxiliary

11	Spirit	Ltr.	7750	42604	
12	Emosy powder	Kg.	200	411	
13	Paints	Ltr.	542	12770	
14	Welding rods	Nos.	3640	915	
15	Zinc Alloys	Kg.	513	4648	
16	Others			174482	

## Packing materials

17	Carton boxes			173	
18	Consumable stores			21590	
19	Gunny bags			1033	
20	Wood cases	Nos.	715	1796	
21	Card board boxes	Nos.	7425	3341	
22	Others			2196	

## Production

Sl. No.	Items	Unit	Quantity	Value (Rs.)	Remarks
1	Wire nails	M. T	1197	2435784	
2	Wire Drawing	M. T	296	700206	
3	Polish	Ltr.	7745	47687	
4	Hinges	M. T	8	24585	
5	Door handles	M. T	11	22792	
6	Gates and grills			32477	

Sl. No.	Items	Unit	Quantity	Value (Rs.)	Remarks
7	Cutting machine	Nos.	6	2400	
8	Locks	Nos.	5410	39301	
9	Swatten three locks	Nos.	3729	31889	
10	Hoops and staples	M.T	3	19437	
11	All handles	M.T	2	9812	
12	Others			249934	

**MANUFACTURE OF METAL UTENSILS AND CUTLERY**

Code No. 345

**Materials Consumed**

Sl. No.	Items	Unit	Quantity	Value (Rs.)	Remarks
<b>I Basic materials</b>					
1	Aluminium	Ton	144	1003551	Trivandrum
2	Stainless steel sheet	Ton	3	149346	Ernakulam
3	Plates sheets and strips	„	1	1763	Palghat
4	Wire all types	;	4	11172	Malappuram
5	Others			2160537	Cannanore
<b>II Chemicals and Auxiliary materials</b>					
1	D.P. Compound	Kg.	3041	18656	
2	M. Polishing baren	No.	11639	32662	
3	Others			138095	
<b>III Packing materials</b>					
<b>IV Consumable stores</b>					
				18304	
				42283	
			<b>Total</b>	<b>3576369</b>	

**Production**

Sl. No.	Items	Unit	Quantity	Value (Rs.)	Remarks
1	Stainless steel articles	Kg.	65581	3534697	
2	Stainless steel	Ton	1	174157	
3	Stay plates	Nos.	11041	99371	
4	Dosai plates	Nos.	21453	85813	
5	Frying Pan	Nos.	15703	73554	
6	Aluminium	Ton	9	121790	
7	Others			125091	
			<b>Total</b>	<b>4214473</b>	

## MANUFACTURE OF CUTLERY

Code No. 345-1

## Materials consumed

Sl. No.	Items	Unit	Quantity	Value (Rs.)	Remarks
<b>I Basic Materials</b>					
1	Semi finished goods	Ton	4517	65433	Palghat
2	Plantic sheets	No.	137	8920	
3	M.S. Sheets	M.T	2.5	5900	
4	Stainless steel			1210	
	Others			9173	
			Total	90636	

## Production

Sl. No.	Items	Unit	Quantity	Value (Rs.)	Remarks
1	Knives	No.	62667	124744	
2	Seinon	No.	7784	21332	
			Total	146076	

## MANUFACTURE OF METAL PRODUCTS—OTHERS

Code No.349

## Materials consumed

Sl. No.	Basic materials	Unit	Quantity	Value (Rs)	Remarks
1	M.S. Sheets	M.T	34	98912	Ernakulam
2	Lead	Ton	26	275000	Palghat
3	Others			7552	
4	Packing materials			4120	
5	Consumable stores			19542	
6	Others			104460	
			Total	509586	

## Production

Sl. No.	Items	Unit	Quantity	Value (Rs.)	Remarks
1	M.S. Tube	Mtr.	74328	130030	
2	All kinds of tyres	Ton	24	379630	
3	Others			6480	
			Total	516190	

MANUFACTURE OF AGRICULTURE  
MACHINERY AND EQUIPMENTS

Code No. 350

**Materials consumed**

Sl. No.	Items	Unit	Quantity	Value (Rs.)	Remarks
1	Paints and varnishes	Ltr.	5226	44226	Ernakulam
2	Pig Iron	Tonne	218	167502	Palghat
3	Rails Billets	"	479	688422	
4	Scrap	"	54	20009	
5	Plates-sheets and Strips	"	40	75270	
6	Angles, Channels, Shapes and Sections	"	1	1728	
7	Bars and rods	"	5	9384	
8	Special steel	"	2	8199	
9	Other iron and steel materials including ferro alloys	T.	309	338830	
10	Other copper materials	T.		47	
11	Gun metal	T.		1676	
12	Nut, bolts, rivets, washers Nails etc.			936	
13	Others	Tonnes	936	231322	
<b>II Chemicals and Auxiliary</b>					
	Oxygen and Acetylene			149	
	Soap, Stone Powder, Graphali etc.	Kg.	2552	2472	
	Others			2620	
<b>III Packing materials</b>					
	Hessian and gunny cloth	Mtr.	15408	10786	
	Paper all kinds			529	
	Timber	Cu. Mtr.	30	3064	
	Gunny bag	Nos.	15934	11155	
	Packing planks	Cu. Mtr.	123	3328	
	Others			35170	
<b>IV Consumable stores</b>					
				56399	
<b>Total</b>				<b>1713223</b>	



**Production**

Sl. No.	Items	Unit	Quantity	Value (Rs.)	Remarks
1	Tiller assembling charges received from KAIC			361225	
2	Knives	Nos.	89883	382257	
3	Phowras	"	109288	768292	
4	Shears and Secateurs	"	1635	10578	
5	Crow bars	"	3229	25634	
6	Well pulleys	"	35044	92812	
7	Forks	"	10699	143221	
8	Edged tools	"	42225	281217	
9	Hammer	"	51406	249321	
10	C. I. Pan	"	131909	626366	
11	Dosai plates	"	18047	76697	
12	Agricultural Implements	M. T	185	342114	
13	Others			193018	
Total				4252952	

**MANUFACTURE OF DIESEL ENGINE AND OTHERS**

Code No. 352.9

**Materials consumed**

Sl. No.	Basic materials	Unit	Quantity	Value (Rs.)	Remarks
1	Gun metal	Kg.	460	5876	Trichur
2	Tin	M. T	4	8428	
3	Cast Iron			384	
4	Others			1622	
5	Consumable stores			2280	
Total				18590	

**Production**

Sl. No.	Items	Unit	Quantity	Value (Rs.)	Remarks
1	Machinery parts			13664	
Total				13664	

## MANUFACTURE OF OIL MILL

Code No. 353-2

## Materials Consumed

Sl. No.	Basic materials	Unit	Quantity	Value (Rs.)	Remarks
1	Welding rods	No.	23410	4214	Idikki
2	Pig iron	M.T	48	110988	
3	Angles and channels	M.T	10	27746	
4	Others			1500	
5	Consumable stores			866	

## Production

Sl. No.	Items	Unit	Quantity	Value (Rs.)	Remarks
1	Oil mill and Rubber Machinery	No.	14	192480	
		Total		192480	

## MANUFACTURE OF TEXTILE MACHINERY

Code No. 353-5

## Materials Consumed

Sl. No.	Basic materials	Unit	Quantity	Value (Rs.)	Remarks
1	Timber	Cu. Mtr.	24	42882	Palghat
2	Bolts and nuts	Kg.	13072	47660	
3	Others			117664	
4	Consumable stores			2484	
		Total		210090	

## Production

Sl. No.	Items	Unit	Quantity	Value (Rs.)	Remarks
1	Spindles	No.	744	147500	
2	Spinning accessories	Kg.	21790	133356	
3	Others			3112	
		Total		283968	

## MANUFACTURE OF INDUSTRIAL MACHINERY—OTHERS

Code No. 353-9

## Materials Consumed

Sl. No.	Basic materials	Unit	Quantity	Value (Rs.)	Remarks
1	Pig iron	Kg.	46280	43336	Trichur
2	Cast iron scraps	"	73180	58300	
3	M.S. Rods	"	17818	35310	
4	Others			3344	
<b>Chemicals</b>					
5	Paints	Ltr.	384	5762	
6	Consumable stores			15024	
Total				162576	

## Production

Sl. No.	Items	Unit	Quantity	Value (Rs.)	Remarks
1	Machinery parts			31802	
Total				31802	

## MANUFACTURE OF PHARMACEUTICAL MACHINERY

Code No. 354-1

## Materials Consumed

Sl. No.	Item	Unit	Quantity	Value (Rs.)	Remarks
1	M.S. Rod	M.T	80	128000	Trichur
2	Cast iron	Kg.	110	1644	
3	Stainless steel rod	Kg.	800	56000	
4	Gun metal	Kg.	660	13200	
Chemicals and auxiliary materials					
Packing materials					
	Others			1442	
	Consumable stores			150938	
Total				351224	

**Production**

Sl. No.	Item	Unit	Quantity	Value (Rs.)	Remarks
	Hospital equipments			555480	
		Total		555480	

**MANUFACTURE OF MINING MACHINERY—OTHERS**

Code No. 354-9

**Materials Consumed**

Sl. No.	Items	Unit	Quantity	Value (Rs.)	Remarks
<b>Basic materials</b>					
1	Pig iron	Ton	622	460700	Trichur
2	Mild steel	Ton	12	24000	
3	Pig lasor	"	60	53100	
4	M.S. sheet	M.T	76	390322	
5	Aluminium	"	38	337074	
6	Cast iron	"	206	193528	
7	Gun metal	Ton	4	88626	
8	Others			511874	
<b>Chemicals and Auxiliary Materials</b>					
9	Powder	M.T	72	43682	
10	Lime stone	"	110	7980	
11	Others			33398	
<b>Packing Materials</b>					
12	Gunnies	No.	682	1364	
13	Wooden boxes	No.	2168	8072	
14	Others			685568	
15	Consumable stores			14504	
		Total		2854392	

**Production**

Sl. No.	Item	Unit	Quantity	Value (Rs.)	Remarks
1	Non Electrical machinery			1103452	
2	Pig mill	No.	6	117000	
3	Horizontal clay machine	No.	16	146500	
4	Tile factory machine	No.	6	390000	
5	Polerks	No.	4	42000	
6	Other machine parts			1482716	
			<b>Total</b>	<b>4334668</b>	

**MANUFACTURE OF NON-ELECTRICAL MACHINERY**

Code No. 356

**Materials Consumed**

Sl. No.	Basic materials	Unit	Quantity	Value (Rs.)	Remarks
1	Bolts and nuts	Kg.	936	6552	Trichur
2	Welding rods	No.	287500	11500	
3	M. S. Plates	M. T	6	15000	
4	Angles	"	5	12125	
5	Square rods	"	4	15662	
6	Sheets	"	9	26100	
7	Wood	"	6	24084	
8	Channels	"	1	4100	
9	Plates	"	441	10708	
10	Consumable stores	"		1895	
			<b>Total</b>	<b>127726</b>	

**Production**

Sl. No.	Items	Unit	Quantity	Value (Rs.)	Remarks
1	Part of machinery			140498	
			<b>Total</b>	<b>140498</b>	

## MANUFACTURE OF MIXTURES AND REACTORS

Code No. 356-2

## Materials Consumed

Sl. No.	Basic materials	Unit	Quantity	Value (Rs.)	Remarks
1	Cast iron	M.T	7	3512	Kottayam
2	Pig iron	"	36	18945	
3	M.S. rods	"	12	30112	
4	Angles and channel	"	15	47559	
5	Gun metal			4500	
6	Others			3779	
7	Consumable stores			1125	
Total				109532	

## Production

Sl. No.	Items	Unit	Quantity	Value (Rs.)	Remarks
1	Roller	No.	72	104494	
2	Crpe roller	No.	3	23513	
3	Mixing mill	No.	1	6629	
4	Others			28624	
Total				163260	

## MANUFACTURE OF MACHINE TOOLS

Code No.-357

## Materials Consumed

Sl. No.	Basic materials	Unit	Quantity	Value (Rs.)	Remarks
1	Plates, sheets and strips	M.T	29	62731	Trivandrum
2	Angles and Sheets	"	3	4054	Ernakulam
3	Pipes	Mtr.	1540	13190	& Trichur
4	Components and accessories			33233	
5	Steel	M.T	335	661349	
6	Flux	"	82	221912	
7	Silicate	"	32	43862	
8	Pig iron	"	13	12805	
9	Castings	"	399	1096029	
10	Angles, Channels, Shapes & Sections	"	3	8757	

Sl. No.	Basic materials	Unit	Quantity	Value (Rs.)	Remarks
11	Steel shafts	MT.	455	1812810	
12	Other Aluminium materials	"	1	5525	
13	Gun metal	"	1	10807	
14	Electric parts (motors etc.)	Nos.	18753	2166133	
15	Special Accessories	"	369	2187085	
16	Standard Parts	"	12207	6782518	
17	Tools	"	1576	1613575	
18	Electrodes	"	19998	3788	
<b>Packing materials</b>					
19	Wooden cases etc.			1483	
20	Others			3636552	
21	Consumable stores			422914	
Total				20821112	

### Production

Sl. No.	Items	Unit	Quantity	Value (Rs.)	Remarks
1	Components and Accessories			344003	
2	Grills of gates	Kg.	3630	14827	
3	Welding electrodes	Nos.	12535958	2006684	
4	Portable tools			156851	
5	Planing machines	No.	1	7373	
6	Lathes	"	364	16665707	
7	Tunels	"	8	1324138	
8	Drilling machine	"	15	91870	
9	Presses	"	29	4874159	
10	Machine tool accessories	"	1000	5998984	
11	Printing machine do.	"	12	6258	
12	Copying machines	"	16	3340636	
13	Prototype			442792	
14	Others			326467	
Total				35600749	

## MANUFACTURE OF JOBBORY &amp; ENGINEERING

Code No. 359-9

## Materials Consumed

Sl. No.	Items	Unit	Quantity	Value (Rs.)	Remarks
<b>I Basic materials</b>					
1	Pig iron	M.T	123	67620	
2	Cast iron	"	94	56617	
3	M.S. Rods	"	27	104626	Kottayam
4	Gun metal	"	1	20112	Ernakulam
5	Others			264042	Kozhikode Cannanore
<b>II Chemicals and Auxiliary Materials</b>					
	Paints	Ltr.	40	1605	
	Others			10077	
<b>III Packing materials</b>					
<b>IV Consumable stores</b>					
				6162	
	Total			530861	

## Production

Sl. No.	Items	Unit	Quantity	Value (Rs.)	Remarks
1	Hand press	No.	6	29390	
2	Mixing mill	"	3	165500	
3	Roller mill	"	2	9005	
4	Calendering mill	"	2	28868	
	Others			637737	
	Total			870500	



## MANUFACTURE OF ELECTRIC MOTORS

Code No. 360-4

## Materials Consumed

Sl. No.	Basic materials	Unit	Quantity	Value (Rs.)	Remarks
1	Steel sheets and stamping	Ton	1	12000	Palghat
2	Insulated Copper wire	"	0.4	14200	
3	Ball and Roller bearings	No.	190	3800	
4	Castings	Ton	4	12900	
	Others			7100	
<b>Packing Materials</b>					
5	Wooden Cases	No.	75	1083	
6	Others			9253	
7	Consumable stores			218	
Total				60554	

## Production

Sl. No.	Items	Unit	Quantity	Value (Rs.)	Remarks
1	Pumps	No.	40	15903	
2	Phase three	"	75	77595	
3	Parts & Accessories	"		50	
Total				93548	

## MANUFACTURE OF PARTS AND ACCESSORIES

Code No. 360-8

## Materials Consumed

Sl. No.	Items	Unit	Quantity	Value (Rs.)	Remarks
<b>Basic Materials</b>					
1	Steel plates sheets, strips	M.T	5	17227	Alleppey
2	Steel Bars and Rods	Kg.	428	1498	
3	Special steel	"	389	9737	
4	Copper materials	M.T	1	59940	
5	Others			752	

Sl. No.	Items	Unit	Quantity	Value (Rs.)	Remarks
<b>Packing materials</b>					
6	Consumable stores			551	
7	Others			416	
	<b>Total</b>			<b>90121</b>	

### Production

Sl. No.	Items	Unit	Quantity	Value (Rs.)	Remarks
1	Electrical Coiparch	No.	88301	132046	
2	Autometrile compounds	"	11072	24913	
	<b>Total</b>			<b>156959</b>	

## MANUFACTURE OF INSULATED CABLES AND WIRES

Code No. 36

### Materials Consumed

Sl. No.	Basic Materials	Unit	Quantity	Value (Rs.)	Remarks
1	Steel tapes	M.T	670	3284120	Quilon
2	Copper Rods	"	585	6501439	Ernakulam
3	Aluminium Rods	"	2677	20899940	
4	Pvc Compounds	"	1903	14470943	
5	Insulating paper	"	6	338034	
6	Cotton yarn fibre	"	10	370046	
7	Steel wires	"	1516	6496465	
8	Wire nails	"	14	25362	
9	Warnished cambric	Mtr.	9870	49687	
10	Insulating tape	Roll	2970	310435	
11	Others	M.T	49	102876	
<b>Chemicals and Auxiliaries</b>					
12	Paraffin wax	M.T	2	7905	
13	Red lead powder	"	1	7284	
14	Red oxide powder	"	1	2473	
15	Oxygen gas	Cu.M.	34.2	158	
16	Acetylone gas	"	10.4	174	
17	Sulphuric Acid	Ltr.	150		

Sl. No.	Basic Materials	Unit	Quantity	Value (Rs.)	Remarks
<b>Packing materials</b>					
18	Packing cases	Nos.	4034	40340	
	Total			53136215	
19	Wooden cases	Nos.	1815	363064	
20	Polythene Wrapping paper	Kg.	35	382	
21	Nails	Kg.	575	1569	
22	Hoop Iron	"	488	2618	
23	Crates	Nos.	701	119159	
24	Hessian Cloth	Mtr.	22180	25507	
25	Braft Brown paper	M.T	2	6894	
26	Almathone paper film	"	2	26715	
27	Wooden reels	Nos.	256643	894726	
28	Consumable stores			252041	
29	Polythene	M.T	50	434342	
30	Others			38088	

### Production

Sl. No.	Items	Unit	Quantity	Value (Rs.)	Remarks
1	U.C.S.R. Conductors	M.T	4385	33063075	
2	Pvc insulated cables	K.Ms.	20852	30225225	
3	Solidal underground cables	"	482	7143427	
4	Pvc insulated flexible	Kg.	15013	7995489	
5	Winding wires	M.T	229	7509192	
6	Base aluminium conductor, solid and stranded	"	576	4513432	
7	Others			2591091	
	Total			93040931	

MANUFACTURE OF ELECTRICAL MACHINERY  
AND APPARATUS

Code No. 369

**Materials Consumed**

Sl. No.	Basic materials	Unit	Quantity	Value (Rs.)	Remarks
1	M.S. Bars and Rods	Ton	56	151526	Ernakulam
2	Stainless steel bar	No.		31396	
3	Heating element	"	49	78644	
4	Dyrometer (Amenelo)	"	66	5140	
5	Temperature controller	"	44	113968	
6	Air Break contractor	"	118	15386	
7	Others (Chemical and Auxiliary materials)			143604	
8	Paints and varnishes	Kg.	460	11514	
<b>Packing materials</b>					
9	Looclew planker	Cu. Mtr.	72	13708	
10	Consumable stores			7520	
Total				572406	

**Production**

Sl. No.	Items	Unit	Quantity	Value (Rs.)	Remarks
1	Electric Furnaces	No.	32	464586	
2	Electric ovens	"	18	184880	
3	Electric heater	"	372	133580	
Total				783046	

SHIP BUILDING

Code No. 370-1

**Materials Consumed**

Sl. No.	Items	Unit	Quantity	Value (Rs.)	Remarks
1	Pig iron	M.T		457	Ernakulam
2	Sheet Plates, Brass Rod etc.	"	10	278483	Calicut Cannanore
3	Rivets, Bolts, Nuts, Warness etc.	"	4	10956	
4	Casting and Forging	T.	3	5533	

Sl. No.	Items	Unit	Quantity	Value (Rs.)	Remarks
5	Non-ferrous metal alloys	T.	7	119527	
6	Main Engine	No.	1	21205	
7	Pumps	"	15	742	
8	Cargo winches	"	6	13936	
9	Electrical equipments			329	
10	Life Bouys	"	14	343	
11	Timber	Cum. Mtr.	152	117095	
12	Cordye	T.	1	10122	
13	Wire rope	"	20	43668	
14	Timber scant flinp	Cu. M.	59	57651	
15	Iron and steel	T.	8	41955	
16	Canvas	Sq. M.	156	1257	
17	Screws and nuts	No. (1000)	17	2824	
18	Battery	No.	4	1585	
19	Spare parts			30023	
20	Paints and Varnish	M.T	10	82079	
21	Oxygen	"		2118	
22	Acetylene			4406	
23	Packing materials			440	
24	Consumable stores			22938	
25	Others			69469	
	Total			945423	

### Production

Sl. No.	Items	Unit	Quantity	Value (Rs.)	Remarks
1	Motor Launch	No.	1	70000	
2	Repair of parts Twarb vessals			5601689	
	Total			5671689	

## BOAT BUILDING

Code No. 370-2

## Materials Consumed

Sl. No.	Items	Unit	Quantity	Value (Rs.)	Remarks
<b>Basic materials</b>					
1	Iron and Steel	T.	108	252012	
2	Wood	Cu.M.	350	220217	
3	Non-ferrous metals & alloys	T.	10	182246	
4	Electric wires and cables	Mtr.	1000	500	
5	Wires and wirenuts	MT.	4	16288	
6	Canvas	Sq.M.	34	1050	
7	Engines	No.	15	542365	
8	Nuts and Bolts	T.	1	8700	
9	Welding rods	No.	231097	23894	
10	M.S. Plates	M.T	5	7502	
11	M.S. Angles	"	3	4220	
12	G.I. Pipes	"	2	6530	
13	Brassrods	Kg.	180	2325	
14	Oxygen			6081	
15	Acetylene			1266	
16	Paints and Varnishes	Ltrs.	2174	39921	
17	Consumable stores.			40563	
18	Others			64549	
	Total			1420229	

## Production

Sl. No.	Items	Unit	Quantity	Value (Rs.)	Remarks
1	Boat repair services			1295365	
2	Navy Boat	No.	2	230995	
3	Fishing Boats	"	3	18250	
4	Powered	"	3	297556	
5	Others			6094	
	Total			1848260	

## MANUFACTURE OF SHIP PARTS AND ACCESSORIES

Code No. 370-8

## Materials Consumed

Sl. No.	Basic materials	Units	Quantity	Value (Rs.)	Remarks
1	Pig Iron	M.T	20	11500	
2	Scarpe Iron	"	92	41400	
3	M.S. Materials	"	20	50000	
4	Brass metal	"	8	96382	
5	Others			36	Ernakulam
Total				199318	

## Production

Sl. No.	Item	Unit	Quantity	Value (Rs.)	Remarks
1	Fish boat Accessories			401970	
	Total			401970	

## MANUFACTURE OF MOTOR VEHICLES AND PARTS

Code No. 374

## Materials Consumed

Sl. No.	Items	Unit	Quantity	Value (Rs)	Remarks
<b>I Basic materials</b>					
	Brass	Kg.	248	8608	
	Others			1796	
<b>II. Chemicaais and Auxilary</b>					
<b>Materials</b>					
1.	Oxygen and Acetylene	M.T	1008		
2.	Others			276	
3.	Consumable stores			1620	
Total				12300	

**Production**

Sl. No.	Items	Unit	Quantity	Value(Rs.)	Remarks
	Meter cases	No.	981	16626	
	C.L. Rings	No.	3112	3060	
	Others			4516	
	<b>Total</b>			<b>24202</b>	

**MANUFACTURE OF MOTOR CYCLES AND  
SCOOTER PARTS**

Code No. 375

**Materials Consumed**

Sl. No.	Items	Unit	Quantity	Value(Rs.)	Remarks
---------	-------	------	----------	------------	---------

**I. Basic Materials**

1	I. M. S. Plates, sheets Strips, flats, squares and Rounds	Ton	14	63360	
2	Steel Wires	'000		928	
3	Other Alloy steel	Ton		3226	Trivandrum
4	Rubber tyres	No.	102	6732	
5	Rubber tubes	No.	102	1632	
6	Semi Finished parts			30980	
7	Head light	No.	34	1082	
8	Horn	No.	34	170	
9	Other steel materials	Ton		1856	

**Chemical and Auxiliary Materials**

10	Paint	Ltr.	140	3500	
11	Welding gas			3000	

**Packing Materials**

	Consumable stores			52858	
	<b>Total</b>			<b>169324</b>	



**Production**

Sl. No.	Items	Unit	Quantity	Value(Rs.)	Remarks
1	Scooters	No.	34	89590	
2	Frames	No.	30	7500	
3	Gear boxes	No.	30	1350	
4	Wheels and parts	No.	60	2700	
	Others			3580	
<b>Total</b>				<b>104720</b>	

**MANUFACTURE OF BICYCLES AND  
CYCLE RICKSHAWS**

Code No. 376

**Materials Consumed**

Sl. No.	Items	Unit	Quantity	Value(Rs.)	Remarks
<b>I. Basic Materials</b>					
1	Steel tubes	Ton	128	457920	
2	Other steel materials	"	10	31378	
3	Rubber tyres	No.	6100	43948	Trivandrum
4	Rubber tubes	No.	6100	18370	
	Others	No.	8934	270892	
<b>II. Chemicals and Auxiliary Materials</b>					
	Paint	Ltr.	1322	11126	
	Others			36886	
<b>III. Packing Materials</b>					
	Others			17654	
	Consumable store			14318	
<b>Total</b>				<b>902493</b>	

**Production**

Sl. No.	Items	Unit	Quantity	Value(Rs.)	Remarks
1	Men's Bycle	No.	2978	1137054	
<b>Total</b>				<b>1137054</b>	

MANUFACTURE OF BULLOCK CARTS AND  
PUSH CARTS

Code No. 378

**Materials Consumed**

Sl. No.	Items	Unit	Quantity	Value(Rs.)	Remarks
<b>I. Basic Materials</b>					
1	Iron sheet, Plates, Strip etc.	Ton	8	26012	Ernakulam
2	Nuts, Bolts Rivets etc.	Kg	9990	28158	
3	M. S. Rod	M. T	10	30352	
4	M. S. Plates	"	10	34676	
5	M. S. Flab Others	"	4	12996 8664	
<b>II. Chemicals and Auxiliary Materials</b>					
<b>III. Packing materials</b>					
	Consumable stores			15162	
	Total			156020	

**Production**

Sl. No.	Items	Unit	Quantity	Value(Rs.)	Remarks
1	Push Carts	No.	36	64746	
2	Furnace	No.	6	29430	
3	Electrical filling	No.	72228	17658	
4	Hospital furniture	No.	180	17588	
5	Former Components	No.	180	35316	
6	Goter of grills Others	Kg.	9638	47088 49050	
	Total			260876	

## MANUFACTURE OF WATER METRES

Code No. 380-4

## Materials Consumed

Sl. No.	Items	Unit	Quantity	Value(Rs.)	Remarks
<b>I. Basic Materials</b>					
1	Glass sheets	No.	229000	38000	Quilon Ernakulam
2	Phosphoric Braze metal	Kg.	726	31600	
3	Screws	'000	31200	890370	
4	Jewel bearings	No.	22940	458680	
5	Trichlor Ethylene	Ton	12	54576	
6	Super Enamelled Copper wire	Kg.	11.22	546414	
7	Permanent magnet	No.	233000	466000	
8	Cone Stampings	Kg.	31490	110600	
9	Steel sheets and strips	Ton	12766	250000	
10	Thinner paints, cements etc.	'000	30	131482	
11	Bolts, nuts, screws, washers, pins, riverts etc.	Kg.	33400	573640	
12	Electrical steel sheets	Ton	76	267363	
13	Enamelled copper wire	Ton	16	769060	
14	Resistance wire	Kg.	294	11698	
15	Electrolytic copper strips	'000	32	1539882	
16	Brass, sheets rods & tubes	Ton	30	688800	
17	M. S. Steel	Ton	500	1694826	
18	Insulating materials	Ton	4	112768	
19	Switch gear compounds	No.	6600	154000	
20	Fibre sheets	Ton	..	2400	
21	Gun metal	Kg.	161636	2515614	
22	Plastic powder	Kg.	8600	275200	
23	Styron	Kg.	14400	288000	
24	Silicas and	M.T	262	157200	
25	Ratm	M. T	20	640000	
	Others			33856	
<b>II. Chemicals and Auxiliary materials</b>					
1	Acids	Ton	24	97824	
2	Caprex powder	"	4	1064700	
3	Painting, polishing and plating materials	.,	16	151600	

Sl. No.	Items	Unit	Quantity	Value(Rs.)	Remarks
4	Others			660264	
<b>III.</b>	<b>Packing materials</b>			210152	
<b>IV.</b>	<b>Consumable stores</b>			214740	
	<b>Total</b>			<u>14681914</u>	

### Production

Sl. No.	Items	Unit	Quantity	Value(Rs.)	Remarks
1	Water meter	No.	135970	8897876	
2	A.C. Single Phase H.S. Metres	No.	228536	8885784	
3	Motor control gear	No.	10838	11243958	Quilon Ernakulam
4	L.T. Gear	No.	122	340368	
5	Magneto Generator	No.	658	33588	
6	Electronic items	No.	1206	124088	
	Others			816080	
	<b>Total</b>			<u>30341742</u>	

## MANUFACTURE OF MUSICAL INSTRUMENTS

### Materials Consumed

Code No. 386

Sl. No.	Items	Unit	Quantity	Value(Rs.)	Remarks
<b>1.</b>	<b>Basic materials</b>				
1	Head wood timber	Cu. Mtr.	208	3734	Ernakulam
2	Soft wood and plywood timber				
3	Brass and other copper alloys	"	374	7468	
4	Leather	Ton	66	1866	
5	Finished plastic components and fittings	Kg.		2614	
	Others			2240	
				<u>4042</u>	

Sl. No.	Items	Unit	Quantity	Value(Rs.)	Remarks
<b>II. Chemicals and Auxiliary materials</b>					
	Paints and varnishes	Ton		1494	
	Others			4844	
<b>III. Packing Materials</b>					
	Wooden cases	No.	622	1868	
	Card board boxes	No.	748	362	
	Others			2056	
	Consumable stores			4738	
	<b>Total</b>			<b>37326</b>	

### Production

Sl. No.	Items	Unit	Quantity	Value(Rs.)	Remarks
1	Veena	No.	60	11040	
2	Accessories for musical Instruments			70594	
3	Chundi organ	No.	8	8498	
	Others			23348	
	<b>Total</b>			<b>113480</b>	

## MANUFACTURE OF PENCILS

Code No. 387-2

### Materials Consumed

Sl. No.	Items	Unit	Quantity	Value(Rs.)	Remarks
<b>I. Basic Materials</b>					
1	Wood timber	Cu. Mtr.	12	2175	Kozhikode
2	Lead	Kg.	95	2270	
3	Soft wood	Cu. M	973	174795	Quilon
4	Graphite	T.	13	40084	
5	Glue wax	Kg.	2740	26585	
6	Stamping pipe	Roll	51	5498	
7	Fat	Kg.	648	3309	
8	Clay	M.T	14	4140	

Sl. No.	Items	Unit	Quantity	Value(Rs.)	Remarks
<b>II. Chemicals and Auxiliary materials</b>					
	Paint	Ltr.	7042	111215	
	Other			128	
<b>III. Packing materials</b>					
	Stire bound	Sq.Mtr.	3	332	
	Wooden cases	No.	1977	7908	
	Others			29651	
	Consumable stores			51867	
	<b>Total</b>			<u>459957</u>	

**Production**

Sl. No.	Items	Unit	Quantity	Value(Rs.)	Remarks
1	Pencils	'000	122	7231	
2	Lead pencils	Gross	87915	700565	
	Others			6562	
	<b>Total</b>			<u>714400</u>	

**MANUFACTURE OF HAIR BRUSHES**

Code No. 389-1

**Materials Consumed**

Sl. No.	Items	Unit	Quantity	Value(Rs.)	Remarks
1	Cow tail hair			4800	
2	Pig brushes			1556	Palghat
3	Timber			46486	
4	Mexican Fibre			3192	
5	Coco Fibre			12732	
6	Nailon Brushes			24364	
7	Others			13236	

**Chemicals and Auxiliary materials**

1	Plastic moulding powder.			13038	
2	Wires			13650	
3	Others			6264	

Sl. No.	Items	Unit	Quantity	Value(Rs.)	Remarks
---------	-------	------	----------	------------	---------

**Packing materials**

	Others			1156	
	Consumable stores			2484	
	<b>Total</b>			<u>142958</u>	

**Production**

Sl. No.	Item	Unit	Quantity	Value(Rs.)	Remarks
I	Brushes			361518	
	<b>Total</b>			<u>361518</u>	

**WATER SUPPLY—DISTRIBUTION AND COLLECTION**

Code No. 420

**Materials Consumed**

Sl. No.	Items	Unit	Quantity	Value(Rs.)	Remarks
---------	-------	------	----------	------------	---------

**I. Basic Materials**

	Water	'000 Ltr.	13432474	513374	
--	-------	-----------	----------	--------	--

**II. Chemicals and Auxiliary materials**

	Lime	Ton	90	25278	
	Alum Sulphate	Ton	142	58122	
	Bleaching powder	Ton	2544	35343	
	Consumable stores			17500	
	<b>Total</b>			<u>549622</u>	

**Production**

Sl. No.	Items	Unit	Quantity	Value(Rs.)	Remarks
	Water (Purified)	'000 Ltr.	13298150	3191556	
	<b>Total</b>			<u>3191556</u>	

## ELECTRICAL REPAIR SHOP

Code No. 972

## Materials Consumed

Sl. No.	Basic materials	Unit	Quantity	Value(Rs.)	Remarks
1	Winding wires	Kg.	810	40500	Ernakulam
2	Welding rods	"	438	10940	
3	Insulating materials	"	560	14040	
4	Ball Bearings	No.	236	4750	
5	Others			1640	
<b>Chemical and Auxiliary Materials</b>					
6	Paints	Ltr.	150	2860	
7	Others			420	
8	Consumable stores			2098	
Total				<u>77248</u>	

## Production

Sl. No.	Items	Unit	Quantity	Value(Rs.)	Remarks
	Repair of Electric motors			88304	
	Total			<u>88304</u>	

## REPAIR OF MOTOR VEHICLES

Code No. 973

## Materials Consumed

Sl. No.	Basic materials	Unit	Quantity	Value(Rs.)	Remarks
1	Gear box	No.	210	676763	Trivandrum
2	Batteries	"	8460	3159079	Quilon
3	Tyres	"	17089	12240574	Alleppey
4	Tubes	"	14131	1107810	Kottayam
5	Radiators	"	66	38550	Idikki
6	Rear axil	"	2677	173832	Ernakulam
7	Aluminium sheets	M.T	2	29863	Trichur
8	M.M. Angles	"	6	22050	Calicut



Sl. No.	Basic materials	Unit	Quantity	Value(Rs.)	Remarks
9	Spare parts	No.	55361	3513149	Cannanore
10	Iron and steel	M.T	130	695475	
11	Engines	No.	13	198314	
12	Wheels	No.	91	20072	
13	Teak wood plank	Cu.M.	39	15437	
14	Welding electrode	No.	199424	36871	
15	Others			48512	
<b>Chemicals and Auxiliary</b>					
16	Paints and varnishes	Ltr.	22615	528487	
17	Sulphuric acid	M.T	18	13942	
18	Accessory shaft	No.	3	51300	
19	Break liner	No.	95828	57000	
20	Spring lever	No.	3447	24584	
21	Sleeve cloth	No.	10	360	
22	Others			7391387	
23	Consumable stores			716021	
<b>Total</b>				<b>30759432</b>	

**Production**

Sl. No.	Items	Unit	Quantity	Value(Rs.)	Remarks
1	Servicing charges			23267042	
2	Others			17904408	
3	Repairing charge			16341801	
<b>Total</b>				<b>57513251</b>	

**REPAIR OF ENTERPRISES—OTHERS**

Code No. 979

**Materials Consumed**

Sl. No.	Items	Unit	Quantity	Value(Rs.)	Remarks
<b>I. Basic Materials</b>					
1	M.S. Rod	M.T	24	63312	Trichur
2	M.S. Angle	"	4	12336	
3	Rear wheel and gear	No.	200	2500	
4	Stainless Bondix Glove	No.	24	1192	
5	Steelless pin	No.	200	120	
6	Others	No.	32	4980	

Sl. No.	Items	Unit	Quantity	Value(Rs.)	Remarks
---------	-------	------	----------	------------	---------

## II. Chemicals and auxiliary materials

1	Welding rod	No.	4800	560	
2	Paints and varnishes	Ltr.	184	4354	
	Others			26020	
	Consumable stores			2520	
	Total			<u>122874</u>	

## Production

Sl. No.	Items	Unit	Quantity	Value(Rs.)	Remarks
1	Engineering goods			237874	
	Total			<u>237874</u>	

1360

