



GOVERNMENT OF KERALA

**AGRICULTURAL CENSUS**  
**1980-81**  
**Vol. II C**

**DETAILED TABLES (SCHEDULED TRIBE)**

**DEPARTMENT OF**  
**ECONOMICS & STATISTICS**  
**TRIVANDRUM**







Volume II

Contents

---

		Pages scheduled tribes
Table 1	Number and Area of operational holdings (State and various Districts)	391-403
"	2(A) Number and Area of operational holdings by tenure and tenancy status (State and various Districts)	404-429
"	2(B) Leased in area by terms of leasing (State and various Districts)	430-442
"	3 Area under different land use (State and various districts)	443-455
"	4 Distribution of number of operational holdings by irrigation status (State and various districts)	456-468
"	5(A) Number of operational holdings receiving irrigation and area irrigated by different sources (State and various districts)	469-481
"	5(B) Number of wells and tube wells (State and various districts)	482-494
"	6 Irrigated and unirrigated areas under different crops (State and various districts)	495-585

---






Table:1.

Number and Area of Operational Holdings

SCHEDULED TRIBES

Sl. No.	size class (Ha)	Individual holdings		Joint holdings		Sub total (Individual joint holdings)		Institutional holdings		Total holdings	
		No.	Area	No.	Area	No.	Area	No.	Area	No.	Area
1	2	3	4	5	6	7	8	9	10	11	12
1.	0.02 - 0.5	21171	3308	..	..	21171	3308	..	..	21171	3308
2.	0.5 - 1.0	7900	5536	..	..	7900	5536	..	..	7900	5536
3.	1.0 - 2.0	5624	7757	..	..	5624	7757	..	..	5624	7757
4.	2.0 - 3.0	1213	2863	..	..	1213	2863	..	..	1213	2863
5.	3.0 - 4.0	405	1421	..	..	405	1421	..	..	405	1421
6.	4.0 - 5.0	248	1128	..	..	248	1128	..	..	248	1128
7.	5.0 - 7.5	179	991	..	..	179	991	..	..	179	991
8.	7.5 - 10.0	67	634	..	..	67	634	..	..	67	634
9.	10.0 - 20.0	188	2952	..	..	188	2952	..	..	188	2952
10.	20.0 - 30.0	..	..	..	..	..	..	..	..	..	..
11.	30.0 - 40.0	..	..	..	..	..	..	..	..	..	..
12.	40.0 - 50.0	..	..	..	..	..	..	..	..	..	..
13.	50.0 & above	..	..	..	..	..	..	..	..	..	..
	All sizes	36995	26590	..	..	36995	26590	..	..	36995	26590
	Below 0.02	3540	37	..	..	3540	37	..	..	3540	37







State: Kerala

392

District: Trivandrum


Table:1 - Number and area of operational holdings

(Scheduled Tribes)

Sl. No.	Size class (Ha)	Individual holdings		Joint holdings		Sub Total individual joint holdings)		Institutional holdings		Total holdings	
		No.	Area	No.	Area	No.	Area	No.	Area	No.	Area
1	2	3	4	5	6	7	8	9	10	11	12
1.	0.02 - 0.5	1876	187	..	..	1876	187	..	..	1876	187
2.	0.5 - 1.0	139	100	..	..	139	100	..	..	139	100
3.	1.0 - 2.0	36	69	..	..	36	69	..	..	36	69
4.	2.0 - 3.0	..	..	..	..	..	..	..	..	..	..
5.	3.0 - 4.0	..	..	..	..	..	..	..	..	..	..
6.	4.0 - 5.0	..	..	..	..	..	..	..	..	..	..
7.	5.0 - 7.5	..	..	..	..	..	..	..	..	..	..
8.	7.5 - 10.0	..	..	..	..	..	..	..	..	..	..
9.	10.0 - 20.0	..	..	..	..	..	..	..	..	..	..
10.	20.0 - 30.0	..	..	..	..	..	..	..	..	..	..
11.	30.0 - 40.00	..	..	..	..	..	..	..	..	..	..
12.	40.0 - 50.0	..	..	..	..	..	..	..	..	..	..
13.	50.0 & above	..	..	..	..	..	..	..	..	..	..
All sizes		2051	356	..	..	2051	356	..	..	2051	356
Below 0.02		143	1	..	..	143	1	..	..	143	1

Bs/-







State: Kerala


Table 1 : Number and area of operational holdings  
.....

District: Quilon

Scheduled Tribes

Sl. No.	Size Class (Ha)	Individual holdings		Joint holdings		Sub Total (Individual joint holdings)		Institutional holdings		Total holdings	
		No.	Area	No.	Area	No.	Area	No.	Area	No.	Area
1	2	3	4	5	6	7	8	9	10	11	12
1.	0.02 - 0.5	962	106	..	..	962	106	..	..	962	106
2.	0.5 - 1.0	43	24	..	..	43	24	..	..	43	24
3.	1.0 - 2.0	32	35	..	..	32	35	..	..	32	35
4.	2.0 - 3.0	..	..	..	..	..	..	..	..	..	..
5.	3.0 - 4.0	..	..	..	..	..	..	..	..	..	..
6.	4.0 - 5.0	..	..	..	..	..	..	..	..	..	..
7.	5.0 - 7.5	..	..	..	..	..	..	..	..	..	..
8.	7.5 - 10.0	..	..	..	..	..	..	..	..	..	..
9.	10.0 - 20.0	..	..	..	..	..	..	..	..	..	..
10.	20.0 - 30.0	..	..	..	..	..	..	..	..	..	..
11.	30.0 - 40.0	..	..	..	..	..	..	..	..	..	..
12.	40.0 - 50.0	..	..	..	..	..	..	..	..	..	..
13.	50.0 & above	..	..	..	..	..	..	..	..	..	..
All sizes		1037	165	..	..	1037	165	..	..	1037	165
Below 0.02		42	1	..	..	42	1	..	..	42	1







394

Table 1 - Number and area of operational holdings

(Scheduled Tribes)

State: Kerala

District: Alleppey

Sl. No.	Size class (Ha)	Individual holdings		Joint holdings		Sub Total (Individual joint holdings)		Institutional holdings		Total holdings	
		No.	Area	No.	Area	No.	Area	No.	Area	No.	Area
1	2	3	4	5	6	7	8	9	10	11	12
1.	0.02 - 0.5	591	61	..	..	591	61	..	..	591	61
2.	0.5 - 1.0	..	..	..	..	..	..	..	..	..	..
3.	1.0 - 2.0	..	..	..	..	..	..	..	..	..	..
4.	2.0 - 3.0	..	..	..	..	..	..	..	..	..	..
5.	3.0 - 4.0	..	..	..	..	..	..	..	..	..	..
6.	4.0 - 5.0	..	..	..	..	..	..	..	..	..	..
7.	5.0 - 6.0	..	..	..	..	..	..	..	..	..	..
8.	7.5 - 10.0	..	..	..	..	..	..	..	..	..	..
9.	10.0 - 20.0	..	..	..	..	..	..	..	..	..	..
10.	20.0 - 30.0	..	..	..	..	..	..	..	..	..	..
11.	30.0 - 40.0	..	..	..	..	..	..	..	..	..	..
12.	40.0 - 50.0	..	..	..	..	..	..	..	..	..	..
13.	50.0 & above	..	..	..	..	..	..	..	..	..	..
	All sizes	591	61	..	..	591	61	..	..	591	61
	Below 0.02	62	1	..	..	62	1	..	..	62	1

Bs/-







395

Table 1 - Number and area of operational holdings

State: Kerala

District: Kottayam  
(Scheduled tribes)

Sl. No.	Size class (Ha)	Individual holdings		Joint holdings		Sub total (Individual joint holdings)		Institutional holdings		Total holdings	
		No.	Area	No.	Area	No.	Area	No.	Area	No.	Area
1	2	3	4	5	6	7	8	9	10	11	12
1.	0.02 - 0.5	453	59	..	..	453	59	..	..	453	59
2.	0.5 - 1.0	91	83	..	..	91	83	..	..	91	83
3.	1.0 - 2.0	128	173	..	..	128	173	..	..	128	173
4.	2.0 - 3.0	..	..	..	..	..	..	..	..	..	..
5.	3.0 - 4.0	110	384	..	..	110	384	..	..	110	384
6.	4.0 - 5.0	55	266	..	..	55	266	..	..	..	..
7.	5.0 - 7.5	..	..	..	..	..	..	..	..	..	..
8.	7.5 - 10.0	..	..	..	..	..	..	..	..	..	..
9.	10.0 - 20.0	..	..	..	..	..	..	..	..	..	..
10.	20.0 - 30.0	..	..	..	..	..	..	..	..	..	..
11.	30.0 - 40.0	..	..	..	..	..	..	..	..	..	..
12.	40.0 - 50.0	..	..	..	..	..	..	..	..	..	..
13.	50.0 & above	..	..	..	..	..	..	..	..	..	..
All sizes		837	965	..	..	837	965	..	..	837	965
Below 0.02		55	0	..	..	55	..	..	..	55	0

Bs/-









Table 1 - Number and area of operational holdings

State: Kerala

District: Idukki  
(Scheduled Tribes)

Sl. No.	Size class (Ha)	Individual holdings		Joint holdings		Sub Total (Individual joint holdings)		Institutional holdings		Total holdings	
		No.	Area	No.	Area	No.	Area	No.	area	No.	Area
1	2	3	4	5	6	7	8	9	10	11	12
1.	0.02 - 0.5	1970	490	..	..	1970	490	..	..	1970	490
2.	0.5 - 1.0	1407	973	..	..	1407	973	..	..	1407	973
3.	1.0 - 2.0	1226	1593	..	..	1226	1593	..	..	1226	1593
4.	2.0 - 3.0	147	366	..	..	147	366	..	..	147	366
5.	3.0 - 4.0	..	..	..	..	..	..	..	..	..	..
6.	4.0 - 5.0	73	357	..	..	73	357	..	..	73	357
7.	5.0 - 7.5	..	..	..	..	..	..	..	..	..	..
8.	7.5 - 10.0	..	..	..	..	..	..	..	..	..	..
9.	10.0 - 20.0	..	..	..	..	..	..	..	..	..	..
10.	20.0 - 30.0	..	..	..	..	..	..	..	..	..	..
11.	30.0 - 40.0	..	..	..	..	..	..	..	..	..	..
12.	40.0 - 50.0	..	..	..	..	..	..	..	..	..	..
13.	50.0 & above	..	..	..	..	..	..	..	..	..	..
All sizes		4823	3779	..	..	4823	3779	..	..	4823	3779
Below 0.02		12	0	..	..	12	0	..	..	12	0

Bs/-





State: Kerala

397


District; Ernakulam

Table 1. Number and area of operational holdings

Scheduled Tribe

Sl. No.	Size class (Ha)		Individual holdings		Joint holdings		Sub total (Individual joint holdings)		Institutional holdings		Total holdings	
			No.	Area	No.	Area	No.	Area	No.	Area	No.	Area
1	2	3	4	5	6	7	8	9	10	11	12	
1.	0.02 - 0.5	129	5	..	..	129	5	..	..	129	5	
2.	0.5 - 1.0	..	..	..	..	..	..	..	..	..	..	
3.	1.0 - 2.0	..	..	..	..	..	..	..	..	..	..	
4.	2.0 - 3.0	..	..	..	..	..	..	..	..	..	..	
5.	3.0 - 4.0	..	..	..	..	..	..	..	..	..	..	
6.	4.0 - 5.0	..	..	..	..	..	..	..	..	..	..	
7.	5.0 - 7.5	..	..	..	..	..	..	..	..	..	..	
8.	7.5 - 10.0	..	..	..	..	..	..	..	..	..	..	
9.	10.0 - 20.0	..	..	..	..	..	..	..	..	..	..	
10.	20.0 - 30.0	..	..	..	..	..	..	..	..	..	..	
11.	30.0 - 40.0	..	..	..	..	..	..	..	..	..	..	
12.	40.0 - 50.0	..	..	..	..	..	..	..	..	..	..	
13.	50.0 & above	..	..	..	..	..	..	..	..	..	..	
All sizes		129	5	..	..	129	5	..	..	129	5	
Below 0.02		..	..	..	..	..	..	..	..	..	..	

Bs/-





State: Kerala

: 398 :

District: Trichur

Table - 1 - Number and area of operational holdings(Scheduled Tribes)

Sl. No.	Size class (Ha)	Individual holdings		joint holdings		Sub Total Individual + joint holdings		Instifutional holdings		Total holdings	
		No.	Area	No.	Area	No.	Area	No.	Area	No.	Area
1	2	3	4	5	6	7	8	9	10	11	12
1.	0.02 - 0.5	448	41	..	..	448	41	..	..	448	41
2.	0.5 - 1.0	..	..	..	..	..	..	..	..	..	..
3.	1.0 - 2.0	..	..	..	..	..	..	..	..	..	..
4.	2.0 - 3.0	..	..	..	..	..	..	..	..	..	..
5.	3.0 - 4.0	..	..	..	..	..	..	..	..	..	..
6.	4.0 - 5.0	..	..	..	..	..	..	..	..	..	..
7.	5.0 - 7.5	..	..	..	..	..	..	..	..	..	..
8.	7.5 - 10.0	..	..	..	..	..	..	..	..	..	..
9.	10.0 - 20.0	..	..	..	..	..	..	..	..	..	..
10.	20.0 - 30.0	..	..	..	..	..	..	..	..	..	..
11.	30.0 - 40.0	..	..	..	..	..	..	..	..	..	..
12.	40.0 - 50.0	..	..	..	..	..	..	..	..	..	..
13.	50.0 & above	..	..	..	..	..	..	..	..	..	..
	All sizes	448	41	..	..	448	41	..	..	448	41
	Below 0.02	54	1	..	..	54	1	..	..	54	1

Bs/-







Table 1 - Number and area of operational holdings

.....

Sl. No.	Size class (Ha)	Individual holdings		joint holdings		Sub total individual+ joint holdings		Institutional holdings		Total holdings	
		No.	Area	No.	Area	No.	Area	No.	Area	No.	Area
1	2	3	4	5	6	7	8	9	10	11	12
1.	0.02 - 0.5	4364	196	..	..	4364	196	..	..	4364	196
2.	0.5 - 1.0	..	..	..	..	..	..	..	..	..	..
3.	1.0 - 2.0	..	..	..	..	..	..	..	..	..	..
4.	2.0 - 3.0	..	..	..	..	..	..	..	..	..	..
5.	3.0 - 4.0	..	..	..	..	..	..	..	..	..	..
6.	4.0 - 5.0	..	..	..	..	..	..	..	..	..	..
7.	5.0 - 7.5	..	..	..	..	..	..	..	..	..	..
8.	7.5 - 10.0	..	..	..	..	..	..	..	..	..	..
9.	10.0 - 20.0	..	..	..	..	..	..	..	..	..	..
10.	20.0 - 30.0	..	..	..	..	..	..	..	..	..	..
11.	30.0 - 40.0	..	..	..	..	..	..	..	..	..	..
12.	40.0 - 50.0	..	..	..	..	..	..	..	..	..	..
13.	50.0 & above	..	..	..	..	..	..	..	..	..	..
All sizes		4364	196	..	..	4364	196	..	..	4364	196
Below 0.02		2008	20	..	..	2008	20	..	..	2008	20





State: KERALA

400 : 400 :

District: Malappuram  
Scheduled Tribes

Table 1 - Number and area of operational holdings

Sl. No.	Size class (Ha)	No.		Area		No.		Area			
		3	4	5	6	7	8	9	10	11	12
1.	0.02 - 0.5	1212	161	..	..	1212	161	..	..	1212	161
2.	0.5 - 1.0	63	59	..	..	63	59	..	..	63	59
3.	1.0 - 2.0	16	23	..	..	16	23	..	..	16	23
4.	2.0 - 3.0	159	323	..	..	159	323	..	..	159	323
5.	3.0 - 4.0	..	..	..	..	..	..	..	..	..	..
6.	4.0 - 5.0	..	..	..	..	..	..	..	..	..	..
7.	5.0 - 7.5	..	..	..	..	..	..	..	..	..	..
8.	7.5 - 10.0	..	..	..	..	..	..	..	..	..	..
9.	10.0 - 20.0	..	..	..	..	..	..	..	..	..	..
10.	20.0 - 30.0	..	..	..	..	..	..	..	..	..	..
11.	30.0 - 40.0	..	..	..	..	..	..	..	..	..	..
12.	40.0 - 50.0	..	..	..	..	..	..	..	..	..	..
13.	50.0 and above	..	..	..	..	..	..	..	..	..	..
	All sizes	1450	566	..	..	1450	566	..	..	1450	566
	Below 0.02	648	7	..	..	648	7	..	..	648	7




Table 1. Number and area of operational holdings

Scheduled tribes

Sl. No.	Size class (Ha)	Individual holdings		joint holdings		Sub total individual+ joint holdings		Instituti-onal hol-dings		Total holdings	
		No.	Area	No.	Area	No.	Area	No.	Area	No.	Area
1	2	3	4	5	6	7	8	9	10	11	12
1.	0.02 - 0.5	1059	103	..	..	1059	103	..	..	1059	103
2.	0.5 - 1.0	732	556	..	..	732	556	..	..	732	556
3.	1.0 - 2.0	230	310	..	..	230	310	..	..	230	310
4.	2.0 - 3.0	..	..	..	..	..	..	..	..	..	..
5.	3.0 - 4.0	..	..	..	..	..	..	..	..	..	..
6.	4.0 - 5.0	..	..	..	..	..	..	..	..	..	..
7.	5.0 - 7.5	..	..	..	..	..	..	..	..	..	..
8.	7.5 - 10.0	..	..	..	..	..	..	..	..	..	..
9.	10.0 - 20.0	..	..	..	..	..	..	..	..	..	..
10.	20.0 - 30.0	..	..	..	..	..	..	..	..	..	..
11.	30.0 - 40.0	..	..	..	..	..	..	..	..	..	..
12.	40.0 - 50.0	..	..	..	..	..	..	..	..	..	..
13.	50.0 and above	..	..	..	..	..	..	..	..	..	..
All sizes		2021	969	..	..	2021	969	..	..	2021	969

Below 0.02

34

0

..

..

34

0

..

..

34





State: Kerala

: 402 :

District: Wayanad  
Scheduled Tribes

Table 1 - Number and area of operational holdings

Sl. No.	Size class (Ha)	Individual holdings		joint holdings		Sub total (individual+ joint holdings)		Institutional holdings		Total holdings	
		No.	area	No.	area	No.	area.	No.	area	No.	area
1	2	3	4	5	6	7	8	9	10	11	12
1.	0.02 - 0.5	5472	1112	..	..	5472	1112	..	..	5472	1112
2.	0.5 - 1.0	2058	1528	..	..	2058	1526	..	..	2058	1528
3.	1.0 - 2.0	2661	3652	..	..	2661	3652	..	..	2661	3652
4.	2.0 - 3.0	754	1812	..	..	754	1812	..	..	754	1812
5.	3.0 - 4.0	295	1037	..	..	295	1037	..	..	295	1037
6.	4.0 - 5.0	120	505	..	..	120	505	..	..	120	505
7.	5.0 - 7.5	179	991	..	..	179	991	..	..	179	991
8.	7.5 - 10.0	67	634	..	..	67	634	..	..	67	634
9.	10.0 - 20.0	188	2952	..	..	188	2952	..	..	188	2952
10.	20.0 - 30.0	..	..	..	..	..	..	..	..	..	..
11.	30.0 - 40.0	..	..	..	..	..	..	..	..	..	..
12.	40.0 - 50.0	..	..	..	..	..	..	..	..	..	..
13.	50.0 and above	..	..	..	..	..	..	..	..	..	..
All sizes		11794	14223	..	..	11794	14223	..	..	11794	14223
Below 0.02		460	6	..	..	460	6	..	..		





State: Kerala

: 403 :

District: Cannanore

Table 1 - Number and area of operational holdings

Scheduled Tribes


Sl. No.	Size class (Ha)	Individual holdings		joint holdings		Sub total (Individual+ joint holdings)		Institutional holdings		Total holdings	
		No.	Area	No.	area	No.	area	No.	area	No.	area
1	2	3	4	5	6	7	8	9	10	11	12
1.	0.02 - 0.5	2635	787	..	..	2635	787	..	..	2635	787
2.	0.5 - 1.0	3367	2213	..	..	3367	2213	..	..	3367	2213
3.	1.0 - 2.0	1295	1902	..	..	1295	1902	..	..	1295	1902
4.	2.0 - 3.0	153	362	..	..	153	362	..	..	153	362
5.	3.0 - 4.0	..	..	..	..	..	..	..	..	..	..
6.	4.0 - 5.0	..	..	..	..	..	..	..	..	..	..
7.	5.0 - 7.5	..	..	..	..	..	..	..	..	..	..
8.	7.5 - 10.0	..	..	..	..	..	..	..	..	..	..
9.	10.0 - 20.0	..	..	..	..	..	..	..	..	..	..
10.	20.0 - 30.0	..	..	..	..	..	..	..	..	..	..
11.	30.0 - 40.0	..	..	..	..	..	..	..	..	..	..
12.	40.0 - 50.0	..	..	..	..	..	..	..	..	..	..
13.	50.0 and above	..	..	..	..	..	..	..	..	..	..
All sizes		7450	5264	..	..	7450	5264	..	..	7450	5264
Below 0.02		22	0	..	..	22	0	..	..	22	0



Table 2(A) - No. and area of operational holdings by Tenure and Tenancy Status.

Sl. No.	Size class (Ha)	Total holdings		Wholly owned & self operated holdings		Partly owned & partly leased in holdings			Wholly leased in holdings		
		No.	Area	No.	Area	No.	Owned area	Leased in area	Total area (col.8+9)	No.	Area
1	2	3	4	5	6	7	8	9	10	11	12
1	0.02 - 0.5	21171	3308	20435	3696	42	1	7	8	192	62
2	0.5 - 1.0	7900	5536	7411	4626	..	..	..	..	..	..
3	1.0 - 2.0	5624	7757	5419	7467	..	..	..	..	..	..
4	2.0 - 3.0	1213	2863	1213	2863	..	..	..	..	..	..
5	3.0 - 4.0	405	1421	405	1421	..	..	..	..	..	..
6	4.0 - 5.0	248	1128	248	1128	..	..	..	..	..	..
7	5.0 - 7.5	179	991	179	991	..	..	..	..	..	..
8	7.5 - 10.0	67	634	67	634	..	..	..	..	..	..
9	10.0 - 20.0	188	2952	188	2952	..	..	..	..	..	..
10	20.0 - 30.0	..	..	..	..	..	..	..	..	..	..
11	30.0 - 40.0	..	..	..	..	..	..	..	..	..	..
12	40.0 - 50.0	..	..	..	..	..	..	..	..	..	..
13	50.0 & above	..	..	..	..	..	..	..	..	..	..
	ALL SIZES	36995	26590	35565	25778	42	1	7	8	192	62












Table 2(A) - No. &amp; Area of operational holdings by Tenure &amp; Tenancy Status.

District: Trivandrum  
(Scheduled Tribe)

State: KERALA

Sl. No.	Size Class (Ha)	Total holdings		Wholly owned and self operated holdings		Partly owned & partly leased in holdings			Wholly leased in holdings		
		No.	Area	No.	Area	No.	Owned area	Leased in area	Total area (col. 8+9)	No.	Area
1	2	3	4	5	6	7	8	9	10	11	12
1	0.02 - 0.5	1876	187	1876	187	..	..	..	..	..	..
2	0.5 - 1.0	139	100	139	100	..	..	..	..	..	..
3	1.0 - 2.0	36	69	36	69	..	..	..	..	..	..
4	2.0 - 3.0	..	..	..	..	..	..	..	..	..	..
5	3.0 - 4.0	..	..	..	..	..	..	..	..	..	..
6	4.0 - 5.0	..	..	..	..	..	..	..	..	..	..
7	5.0 - 7.5	..	..	..	..	..	..	..	..	..	..
8	7.5 - 10.0	..	..	..	..	..	..	..	..	..	..
9	10.0 - 20.0	..	..	..	..	..	..	..	..	..	..
10	20.0 - 30.0	..	..	..	..	..	..	..	..	..	..
11	30.0 - 40.0	..	..	..	..	..	..	..	..	..	..
12	40.0 - 50.0	..	..	..	..	..	..	..	..	..	..
13	50.0 & above	..	..	..	..	..	..	..	..	..	..
	ALL SIZES	2051	356	2051	356	..	..	..	..	..	..




Table 2(A) contd.....


Sl. No.	Size class (Ha)	Wholly other-wise operated.			Partly owned and partly otherwise operated			Partly leased in and partly otherwise operated.			Partly owned, partly leased in & partly otherwise operated.					
		No.	Area		No.	Owned area	Area other-wise operated	Total area (col. 16+17)	No.	Area leased in	Area other-wise operated.	Total area (col. 20+21)	No.	Owned area	Area leased in.	Area other-wise operated.
1	2	13	14	15	16	17	18	19	20	21	22	23	24	25	26	27
1	0.02 - 0.5															
2	0.5 - 1.0															
3	1.0 - 2.0															
4	2.0 - 3.0															
5	3.0 - 4.0															
6	4.0 - 5.0															
7	5.0 - 7.5															
8	7.5 - 10.0															
9	10.0 - 20.0															
10	20.0 - 30.0															
11	30.0 - 40.0															
12	40.0 - 50.0															
13	50.0 & above															
ALL SIZES																

-- NIL --














Table 2(A)- No. and area of operational holdings by Tenure & Tenancy status.

(Schedules Tribes)  
District : Alleppey

State : Kerala

Sl. No.	Size class (Ha)	Total holdings		Wholly owned and self operated holdings.		Partly owned and partly leased in holdings			Wholly leased in holdings		
		No.	Area	No.	Area	No.	Owned area	Leased in area	Total area (Col.8+9)	No.	Area
1	2	3	4	5	6	7	8	9	10	11	12
1.	0.02 - 0.5	591	61	543	59	..	..	..	..	48	2
2.	0.5 - 1.0	..	..	..	..	..	..	..	..	..	..
3.	1.0 - 2.0	..	..	..	..	..	..	..	..	..	..
4.	2.0 - 3.0	..	..	..	..	..	..	..	..	..	..
5.	3.0 - 4.0	..	..	..	..	..	..	..	..	..	..
6.	4.0 - 5.0	..	..	..	..	..	..	..	..	..	..
7.	5.0 - 7.5	..	..	..	..	..	..	..	..	..	..
8.	7.5 - 10.0	..	..	..	..	..	..	..	..	..	..
9.	10. - 20.	..	..	..	..	..	..	..	..	..	..
10.	20.0 - 30.0	..	..	..	..	..	..	..	..	..	..
11.	30.0 - 40.0	..	..	..	..	..	..	..	..	..	..
12.	40.0 - 50.0	..	..	..	..	..	..	..	..	..	..
13.	50.0 & above	..	..	..	..	..	..	..	..	..	..
	All sizes	591	61	543	59	..	..	..	..	48	2

kja.







Table 2(A) contd. . . .

Sl. No.	Size class (Ha)	Wholly, other-wise operated		Partly owned and partly otherwise operated		Partly leased in and partly otherwise operated			Partly owned, partly leased in and partly otherwise operated							
		No.	Area	No.	Owned area	Area other-wise operated. (col. 16+17)	Total area (col. 16+17)	No.	Area leased in	Area other-wise operated (col. 20+21)	Total area (col. 20+21)	No.	Owned area	Area leased in	Area other-wise operated (col. 24+25+26)	Total area (col. 24+25+26)
1	2	13	14	15	16	17	18	19	20	21	22	23	24	25	26	27
1.	0.02 - 0.5	..	..	..	..	..	..	..	..	..	..	..	..	..	..	..
2.	0.5 - 1.0	..	..	..	..	..	..	..	..	..	..	..	..	..	..	..
3.	1.0 - 2.0	..	..	..	..	..	..	..	..	..	..	..	..	..	..	..
4.	2.0 - 3.0	..	..	..	..	..	..	..	..	..	..	..	..	..	..	..
5.	3.0 - 4.0	..	..	..	..	..	..	..	..	..	..	..	..	..	..	..
6.	4.0 - 5.0	..	..	..	..	..	..	..	..	..	..	..	..	..	..	..
7.	5.0 - 7.5	..	..	..	..	..	..	..	..	..	..	..	..	..	..	..
8.	7.5 - 10.0	..	..	..	..	..	..	..	..	..	..	..	..	..	..	..
9.	10.0 - 20.0	..	..	..	..	..	..	..	..	..	..	..	..	..	..	..
10.	20.0 - 30.0	..	..	..	..	..	..	..	..	..	..	..	..	..	..	..
11.	30.0 - 40.0	..	..	..	..	..	..	..	..	..	..	..	..	..	..	..
12.	40.0 - 50.0	..	..	..	..	..	..	..	..	..	..	..	..	..	..	..
13.	50.0 & above	..	..	..	..	..	..	..	..	..	..	..	..	..	..	..
	All sizes	..	..	..	..	..	..	..	..	..	..	..	..	..	..	..



District:Kottayam


..412..

State : Kerala Table 2(A) No. and area of operational holdings by Tenure &amp; Tenancy status.

Scheduled Tribes

Sl. No.	Size class (Ha)	Total holdings		Wholly owned & self operated holdings.		Partly owned & partly leased in holdings.		Wholly leased in holdings			
		No.	Area	No.	Area	No.	Owned area	Leased in area	Total area (col. 8+9)	No.	Area
1	2	3	4	5	6	7	8	9	10	11	12
1.	0.02 - 0.5	453	59	411	51	42	1	7	8	..	..
2.	0.5 - 1.0	91	83	91	83	..	..	..	..	..	..
3.	1.0 - 2.0	128	173	128	173	..	..	..	..	..	..
4.	2.0 - 3.0	..	..	..	..	..	..	..	..	..	..
5.	3.0 - 4.0	110	384	110	384	..	..	..	..	..	..
6.	4.0 - 5.0	55	266	55	266	..	..	..	..	..	..
7.	5.0 - 7.5	..	..	..	..	..	..	..	..	..	..
8.	7.5 - 10.0	..	..	..	..	..	..	..	..	..	..
9.	10.0 - 20.0	..	..	..	..	..	..	..	..	..	..
10.	20.0 - 30.0	..	..	..	..	..	..	..	..	..	..
11.	30.0 - 40.0	..	..	..	..	..	..	..	..	..	..
12.	40.0 - 50.0	..	..	..	..	..	..	..	..	..	..
13.	50.0 & above	..	..	..	..	..	..	..	..	..	..
	All sizes	837	965	795	957	42	1	7	8	..	..

kja










State: Kerala

Table 2(A) No. and area of operational holdings by Tenure &amp; Tenancy Status.

Scheduled Tribes.

Sl. No.	Size class (Ha)	Total holdings		Wholly owned & self operated holdings.		Partly owned & partly leased in holdings			Wholly leased in holdings.		
		No.	Area	No.	Area	No.	Owned area	Leased in area	Total Area (col.8+9)	No.	Area
1	2	3	4	5	6	7	8	9	10	11	12
1.	0.02 - 0.5	1970	490	1468	948	..	..	..	..	..	..
2.	0.5 - 1.0	1477	973	918	63	..	..	..	..	..	..
3.	1.0 - 2.0	1226	1593	1021	1303	..	..	..	..	..	..
4.	2.0 - 3.0	147	366	147	366	..	..	..	..	..	..
5.	3.0 - 4.0	..	..	..	..	..	..	..	..	..	..
6.	4.0 - 5.0	73	357	73	357	..	..	..	..	..	..
7.	5.0 - 7.5	..	..	..	..	..	..	..	..	..	..
8.	7.5 - 10.0	..	..	..	..	..	..	..	..	..	..
9.	10.0 - 20.0	..	..	..	..	..	..	..	..	..	..
10.	20.0 - 30.0	..	..	..	..	..	..	..	..	..	..
11.	30.0 - 40.0	..	..	..	..	..	..	..	..	..	..
12.	40.0 - 50.0	..	..	..	..	..	..	..	..	..	..
13.	50.0 & above	..	..	..	..	..	..	..	..	..	..
	All sizes	4823	3779	3627	3037	..	..	..	..	..	..



State: Kerala

- 415 -  
(Table 2(A) contd. . . )

District: Idukki  
Scheduled Tribes

Wholly otherwise operated      Partly owned and partly otherwise operated      Partly leased in and partly otherwise operated      Partly owned, partly leased in & partly otherwise operated.

No.	Area	No.	Owned area	area otherwise operated	Total area (col. 16+17)	No.	Area leased in	Area other wise operated	Total area (Col. 20+21)	No.	Owned area	Area leased in	Area other-wise operated	Total area col. 24+25+26)
13	14	15	16	17	18	19	20	21	22	23	24	25	26	27
502	112	-	-	-	-	-	-	-	-	-	-	-	-	-
489	340	-	-	-	-	-	-	-	-	-	-	-	-	-
205	290	-	-	-	-	-	-	-	-	-	-	-	-	-
-	-	-	-	-	-	-	-	-	-	-	-	-	-	-
-	-	-	-	-	-	-	-	-	-	-	-	-	-	-
-	-	-	-	-	-	-	-	-	-	-	-	-	-	-
-	-	-	-	-	-	-	-	-	-	-	-	-	-	-
-	-	-	-	-	-	-	-	-	-	-	-	-	-	-
-	-	-	-	-	-	-	-	-	-	-	-	-	-	-
-	-	-	-	-	-	-	-	-	-	-	-	-	-	-
-	-	-	-	-	-	-	-	-	-	-	-	-	-	-
-	-	-	-	-	-	-	-	-	-	-	-	-	-	-
-	-	-	-	-	-	-	-	-	-	-	-	-	-	-
-	-	-	-	-	-	-	-	-	-	-	-	-	-	-
-	-	-	-	-	-	-	-	-	-	-	-	-	-	-
1196	742	-	-	-	-	-	-	-	-	-	-	-	-	-



State: Kerala

District: Ernakulam

Table: 2(A), - No. and area of operational holdings by Tenure and Tenancy Status,

(Scheduled Tribes)

Sl. No.	Size Class (Ha)	Total holdings		Wholly owned & self operated holdings		Partly owned and partly leased in holdings			Wholly leased in holdings		
		No.	Area	No.	Area	No.	Owmed area	Leased in area	Total area (Col.8+9)	No.	Area
1	2	3	4	5	6	7	8	9	10	11	12
1.	0.02 - 0.5	129	5	129	5	..	..	..	..	..	..
2.	0.5 - 1.0	..	..	..	..	..	..	..	..	..	..
3.	1.0 - 2.0	..	..	..	..	..	..	..	..	..	..
4.	2.0 - 3.0	..	..	..	..	..	..	..	..	..	..
5.	3.0 - 4.0	..	..	..	..	..	..	..	..	..	..
6.	4.0 - 5.0	..	..	..	..	..	..	..	..	..	..
7.	5.0 - 7.5	..	..	..	..	..	..	..	..	..	..
8.	7.5 - 10.0	..	..	..	..	..	..	..	..	..	..
9.	10.0 - 20.0	..	..	..	..	..	..	..	..	..	..
10.	20.0 - 30.0	..	..	..	..	..	..	..	..	..	..
11.	30.0 - 40.0	..	..	..	..	..	..	..	..	..	..
12.	40.0 - 50.0	..	..	..	..	..	..	..	..	..	..
13.	50.0 & above	..	..	..	..	..	..	..	..	..	..
	All sizes	129	5	129	5	..	..	..	..	..	..





Table: 2(A) (Contd.....) Ernakulam

Wholly otherwise operated		Partly owned and partly otherwise operated				Partly leased in and partly otherwise operated				Partly owned, partly leased in and partly otherwise operated				
No.	Area	No.	Owned area	Area otherwise operated	Total area (Col. 16+17)	No.	Area leased in	Area otherwise operated	Total area (Col. 20+21)	No.	Owned area	Area leased in	Area otherwise operated	Total area (Col. 24+25+26)
13	14	15	16	17	18	19	20	21	22	23	24	25	26	27

-- N I L --





Table: 2(A). No. and area of operational holdings by Tenure & Tenancy status.  
(Scheduled Tribes)

State: Kerala

District: Trichur

Sl. No.	Size Class (Ha)	Total holdings		Wholly owned & self operated holdings		Partly owned & partly leased in holdings			Wholly leased in holdings		
		No.	Area	No.	Area	No.	Owned area	Leased in area	Total area (col. 8+9)	No.	Area
1	2	3	4	5	6	7	8	9	10	11	12
1.	0.02 - 0.5	448	41	448	41	..	..	..	..	..	..
2.	0.5 - 1.0	..	..	..	..	..	..	..	..	..	..
3.	1.0 - 2.0	..	..	..	..	..	..	..	..	..	..
4.	2.0 - 3.0	..	..	..	..	..	..	..	..	..	..
5.	3.0 - 4.0	..	..	..	..	..	..	..	..	..	..
6.	4.0 - 5.0	..	..	..	..	..	..	..	..	..	..
7.	5.0 - 7.5	..	..	..	..	..	..	..	..	..	..
8.	7.5 - 10.0	..	..	..	..	..	..	..	..	..	..
9.	10.0 - 20.0	..	..	..	..	..	..	..	..	..	..
10.	20.0 - 30.0	..	..	..	..	..	..	..	..	..	..
11.	30.0 - 40.0	..	..	..	..	..	..	..	..	..	..
12.	40.0 - 50.0	..	..	..	..	..	..	..	..	..	..
13.	50.0 & above	..	..	..	..	..	..	..	..	..	..
	All sizes	448	41	448	41	..	..	..	..	..	..



State: Kerala

Table: 2(A) (Contd.....) - District : Trichur (Scheduled Tribes)

Wholly other-wise operated		Partly owned and partly otherwise operated			Partly leased in and partly otherwise operated			Partly owned, partly leased in and partly otherwise operated						
No.	Area	No.	Owmed area	Area other-wise operated	Total area (Col: 16+17)	No.	Area leased in	Area other-wise operated	Total area (Col. 20+21)	No.	Owmed area	Area leased in	Area other-wise operated	Total area (col. 24+25+26)
13	14	15	16	17	18	19	20	21	22	23	24	25	26	27

-- N I L --




Table: 2(A): No. & area of operational holdings by Tenure & Tenancy status

State: Kerala

Scheduled Tribes

District: Palghat

Sl. No.	Size class (Ha)	Total holdings		Wholly owned & self operated holdings		Partly owned and partly leased in holdings			Wholly leased in holdings		
		No.	Area	No.	Area	No.	Owned area	Leased in area	Total area	No.	Area
1	2	3	4	5	6	7	8	9	10	11	12
1.	0.02 - 0.5	4364	196	4364	196	..	..	..	..	..	..
2.	0.5 - 1.0	..	..	..	..	..	..	..	..	..	..
3.	1.0 - 2.0	..	..	..	..	..	..	..	..	..	..
4.	2.0 - 3.0	..	..	..	..	..	..	..	..	..	..
5.	3.0 - 4.0	..	..	..	..	..	..	..	..	..	..
6.	4.0 - 5.0	..	..	..	..	..	..	..	..	..	..
7.	5.0 - 7.5	..	..	..	..	..	..	..	..	..	..
8.	7.5 - 10.0	..	..	..	..	..	..	..	..	..	..
9.	10.0 - 20.0	..	..	..	..	..	..	..	..	..	..
10.	20.0 - 30.0	..	..	..	..	..	..	..	..	..	..
11.	30.0 - 40.0	..	..	..	..	..	..	..	..	..	..
12.	40.0 - 50.0	..	..	..	..	..	..	..	..	..	..
13.	50.0 & above	..	..	..	..	..	..	..	..	..	..
	All sizes	4364	196	4364	196	..	..	..	..	..	..






Table: 2(A) (Contd...)

Table: 2(A) District: Dalgat

Wholly other-  
wise operated

Partly owned and partly otherwise operated  
 Partly leased in and partly otherwise operated  
 Partly owned, partly leased in and partly otherwise operated

No.	Area	No.	Owned area	Area other-wise operated	Total area (Col. 16+17)	No.	Area leased in	Area other-wise operated	Total Area (Col. 20+21)	No.	Owned area	Area leased in	Area other-wise operated	Total area (Col. 23+24+25)
13	14	15	16	17	18	19	20	21	22	23	24	25	26	27

-- N I L --

N I L



State: Kerala

Table 2(A) No. and area of operational holdings by

District: Malappuram  
Tenure & Tenancy Status.  
(Scheduled Tribes)

Sl. No.	Size Class. (Ha)	Total holdings		Wholly owned and self operated holdings		Partly owned & Partly leased in holdings.			Wholly leased in holdings		
		No.	Area	No.	Area	No.	Owned area	Leased in area	Total area (col. 8+9)	No.	Area
1	2	3	4	5	6	7	8	9	10	11	12
1.	0.02 - 0.5	1212	161	1212	161	-	-	-	-	-	-
2.	0.5 - 1.0	63	59	63	59	-	-	-	-	-	-
3.	1.0 - 2.0	16	23	16	23	-	-	-	-	-	-
4.	2.0 - 3.0	159	323	159	323	-	-	-	-	-	-
5.	3.0 - 4.0	-	-	-	-	-	-	-	-	-	-
6.	4.0 - 5.0	-	-	-	-	-	-	-	-	-	-
7.	5.0 - 7.5	-	-	-	-	-	-	-	-	-	-
8.	7.5 - 10.0	-	-	-	-	-	-	-	-	-	-
9.	10.0 - 20.0	-	-	-	-	-	-	-	-	-	-
10.	20.0 - 30.0	-	-	-	-	-	-	-	-	-	-
11.	30.0 - 40.0	-	-	-	-	-	-	-	-	-	-
12.	40.0 - 50.0	-	-	-	-	-	-	-	-	-	-
13.	50.0 & above	-	-	-	-	-	-	-	-	-	-
All sizes		1450	566	1450	566	-	-	-	-	-	-



(Table 2(A) contd.....)

(Table 2(A) contd.....)

Wholly other wise operated	Partly owned & Partly otherwise operated	Wholly other wise operated	Partly leased in and partly otherwise operated	Partly owned, partly leased in and partly otherwise operated
----------------------------	--	----------------------------	--	--

No.	Area	No.	Owned area	Area Other-wise operated.	Total area (Col. 16+17)	No.	Area leased in	Area other-wise operated	Total area (col. 20+21)	No.	Owned area	Area leased in	Area other-wise operated	Total area (col. 24+25+26)
13	14	15	16	17	18	19	20	21	22	23	24	25	26	27

... NIL ...

... NIL ...



State: Kerala

.....424....

.....424....

Table 2(A) No. and area of operational holdings by Tenurer and Tenancy status holding by District: Kozhikode (Scheduled Tribes)

Sl. No.	Size class (Ha)	Total holdings		Wholly owned and self operated holdings				Partly owned and partly leased holdings				Wholly leased and self operated holdings				
		No.	Area	No.	Area	No.	Owned area	No.	Leased area	Total area (col. 8+9)	No.	Owned area	No.	Leased area		
1	2	3	4	5	6	7	8	9	10	11	12	13	14	15	16	17
1.	0.02 - 0.5	1059	103	1059	1.	103	1059	103	1059	1.	103	1059	1.	103	1059	103
2.	0.5 - 1.0	732	556	732	2.	556	732	556	732	2.	556	732	2.	556	732	556
3.	1.0 - 2.0	230	310	230	3.	310	230	310	230	3.	310	230	3.	310	230	310
4.	2.0 - 3.0	-	-	-	4.	-	-	-	-	4.	-	-	4.	-	-	-
5.	3.0 - 4.0	-	-	-	5.	-	-	-	-	5.	-	-	5.	-	-	-
6.	4.0 - 5.0	-	-	-	6.	-	-	-	-	6.	-	-	6.	-	-	-
7.	5.0 - 7.5	-	-	-	7.	-	-	-	-	7.	-	-	7.	-	-	-
8.	7.5 - 10.0	-	-	-	8.	-	-	-	-	8.	-	-	8.	-	-	-
9.	10.0 - 20.0	-	-	-	9.	-	-	-	-	9.	-	-	9.	-	-	-
10.	20.0 - 30.0	-	-	-	10.	-	-	-	-	10.	-	-	10.	-	-	-
11.	30.0 - 40.0	-	-	-	11.	-	-	-	-	11.	-	-	11.	-	-	-
12.	40.0 - 50.0	-	-	-	12.	-	-	-	-	12.	-	-	12.	-	-	-
13.	50.0 & above	-	-	-	13.	-	-	-	-	13.	-	-	13.	-	-	-
All sizes		2021	969	2021	969		-		-		-		-		-	





Table(2)A - No. and area of operational holdings by Tenure & Tenancy Status.


State : Kerala

District : Wynad  
Scheduled Tribes

Sl.	Size class (Ha)	Total holdings		Wholly owned & self operated hold- ings.		Partly owned & partly leased in holdings.			Wholly leased in holdings.		
		No.	Area	No.	Area	No.	Owmed area	leased. in area	Total area (col.8+9)	No.	Area
1	2	3	4	5	6	7	8	9	10	11	12
1.	0.92 - 0.5	5472	1112	5328	1052	-	-	-	-	144	60
2.	0.5 - 1.0	2058	1528	2058	1528	-	-	-	-	-	-
3.	1.0 - 2.0	2661	3652	2661	3652	-	-	-	-	-	-
4.	2.0 - 3.0	754	1812	754	1812	-	-	-	-	-	-
5.	3.0 - 4.0	295	1037	295	1037	-	-	-	-	-	-
6.	4.0 - 5.0	120	505	120	505	-	-	-	-	-	-
7.	5.0 - 7.5	179	991	179	991	-	-	-	-	-	-
8.	7.5 - 10.0	67	634	67	634	-	-	-	-	-	-
9.	10.0 - 20.0	188	2952	188	2952	-	-	-	-	-	-
10.	20.0 - 30.0	-	-	-	-	-	-	-	-	-	-
11.	30.0 - 40.0	-	-	-	-	-	-	-	-	-	-
12.	40.0 - 50.0	-	-	-	-	-	-	-	-	-	-
13.	50.0 & above	-	-	-	-	-	-	-	-	-	-
All sizes		11794	14223	11650	14163	-	-	-	-	144	60







District: Cannanore  
Tenure & Tenancy status.

State: Kerala

Table 2(A) - No. and area of operational holdings by

Scheduled Tribes

Sl. No.	Size class (Ha)	Total holdings		Wholly owned & self operated holdings.		Partly owned & Partly leased in holdings			Wholly leased in holdings.		
		No.	Area	No.	Area	No.	Owned area	Leased in area	Total area (col. 8+9)	No.	Area
1	2	3	4	5	6	7	8	9	10	11	12
1.	0.02.- 0.5	2635	787	2635	787	-	-	-	-	-	-
2.	0.5 - 1.0	3367	2213	3367	2213	-	-	-	-	-	-
3.	1.0 - 2.0	1295	1902	1295	1902	-	-	-	-	-	-
4.	2.0 - 3.0	153	362	153	362	-	-	-	-	-	-
5.	3.0 - 4.0	-	-	-	-	-	-	-	-	-	-
6.	4.0 - 5.0	-	-	-	-	-	-	-	-	-	-
7.	5.0 - 7.5	-	-	-	-	-	-	-	-	-	-
8.	7.5 - 10.0	-	-	-	-	-	-	-	-	-	-
9.	10.0 - 20.0	-	-	-	-	-	-	-	-	-	-
10.	20.0 - 30.0	-	-	-	-	-	-	-	-	-	-
11.	30.0 - 40.0	-	-	-	-	-	-	-	-	-	-
12.	40.0 - 50.0	-	-	-	-	-	-	-	-	-	-
13.	50.0 & above	-	-	-	-	-	-	-	-	-	-
	All sizes	7450	5264	7450	5264	-	-	-	-	-	-

kja.





7

7


7

7



Table 2 (B) Leased in area by terms of leasing

Sl. No.	Size class (Ha)	Partly owned & Partly leased in holdings area leased in for						Wholly leased in holdings area leased in for					
		Fixed money	Fixed pro-duce	Share of produce	Usufructuary mortgage	Other terms	Total (Col. 3+4+5+6+7)	Fixed money	Fixed pro-duce	Share of produce	Usufructuary mortgage	Other terms	Total (Cols. 9+10+11+12+13)
1	2	3	4	5	6	7	8	9	10	11	12	13	14
1.	0.02-0.5	7	..	..	..	..	7	60	2	..	..	..	62
2.	0.5 -1.0	..	..	..	..	..	..	..	..	..	..	..	..
3.	1.0 -2.0	..	..	..	..	..	..	..	..	..	..	..	..
4.	2.0 -3.0	..	..	..	..	..	..	..	..	..	..	..	..
5.	3.0 -4.0	..	..	..	..	..	..	..	..	..	..	..	..
6.	4.0 -5.0	..	..	..	..	..	..	..	..	..	..	..	..
7.	5.0 -7.5	..	..	..	..	..	..	..	..	..	..	..	..
8.	7.5 -10.0	..	..	..	..	..	..	..	..	..	..	..	..
9.	10.0 -20.0	..	..	..	..	..	..	..	..	..	..	..	..
10.	20.0 -30.0	..	..	..	..	..	..	..	..	..	..	..	..
11.	30.0 -40.0	..	..	..	..	..	..	..	..	..	..	..	..
12.	40.0 -50.0	..	..	..	..	..	..	..	..	..	..	..	..
13.	50.0 & above	..	..	..	..	..	..	..	..	..	..	..	..
All sizes		7	..	..	..	..	7	60	2	..	..	..	62



State : Kerala

431

District : Trivandrum  
(Scheduled Tribes)


Table : 2(B). Leased in area by terms of leasing

Sl. No.	Size class (Ha)	Partly owned & Partly leased in holdings area leased in for						Wholly leased in holdings are leased in for					
		Fixed money	Fixed produce	Share of produce	Usufructuary mortgage	Other terms	Total (Col. 3+4+5+6+7)	Fixed money	Fixed produce	Share of produce	Usufructuary mortgage	Other terms	Total (Col. 9+10+11+12+13)
1	2	3	4	5	6	7	8	9	10	11	12	13	14
1.	0.02-0.5												
2.	0.5 -1.0												
3.	1.0 -2.0												
4.	2.0 -3.0												
5.	3.0 -4.0												
6.	4.0 -5.0												
7.	5.0 -7.5												
8.	7.5 -10.0												
9.	10.0 -20.0												
10.	20.0 -30.0												
11.	30.0 -40.0												
12.	40.0 -50.0												
13.	50.0 & above												
	All sizes												

- N I L -







State : KERALA

433

District : Alleppey  
(Scheduled Tribes).

Table 2(B) Leased in area by terms of leasing

Sl. No.	Size class (Ha)	Partly owned & Partly leased in holdings area leased in for						Wholly leased in holdings Area leased in for					
		Fixed money	Fixed pro-duce	Share of pro-duce	Usufructuary mort-gage	Other terms	Total (Col. 3+4+5+6+7)	Fixed money	Fixed pro-duce	Share of pro-duce	Usufructuary mort-gage	Other terms	Total (Col. 9+10+11+12+13)
1	2	3	4	5	6	7	8	9	10	11	12	13	14
1.	0.02-0.5	..	..	..	..	..	..	..	..	2	..	..	2
2.	0.5 -1.0	..	..	..	..	..	..	..	..	..	..	..	..
3.	1.0 -2.0	..	..	..	..	..	..	..	..	..	..	..	..
4.	2.0 -3.0	..	..	..	..	..	..	..	..	..	..	..	..
5.	3.0 -4.0	..	..	..	..	..	..	..	..	..	..	..	..
6.	4.0 -5.0	..	..	..	..	..	..	..	..	..	..	..	..
7.	5.0 -7.5	..	..	..	..	..	..	..	..	..	..	..	..
8.	7.5 -10.0	..	..	..	..	..	..	..	..	..	..	..	..
9.	10.0 -20.0	..	..	..	..	..	..	..	..	..	..	..	..
10.	20.0 -30.0	..	..	..	..	..	..	..	..	..	..	..	..
11.	30.0 -40.0	..	..	..	..	..	..	..	..	..	..	..	..
12.	40.0 -50.0	..	..	..	..	..	..	..	..	..	..	..	..
13.	50.0 & Above	..	..	..	..	..	..	..	..	..	..	..	..
	All sizes	..	..	..	..	..	..	..	..	2	..	..	2





STATE:

434

DISTRICT : KOTTAYAM

KERALA

Table 2(B) Leased in area by terms of Leasing

Scheduled Tribes

Sl. No.	Size class (Ha)	Partly owned & Partly leased in holdings						Wholly leased in holdings					
		Fixed money	Fixed pro-duce	Share of pro-duce	Usufructu-ary mort-gage.	Other terms	Total (Col. 3+4+5+6+7)	Fixed money	Fixed pro-duce	Share of produ-ce	Usufr-uctua-ry mort-gage	Other terms	Total (Cols. 9+10+11+12+13)
1	2	3	4	5	6	7	8	9	10	11	12	13	14
1.	0.02 -0.5	7	..	..	..	..	7	..	..	..	..	..	..
2.	0.5 -1.0	..	..	..	..	..	..	..	..	..	..	..	..
3.	1.0 -2.0	..	..	..	..	..	..	..	..	..	..	..	..
4.	2.0 -3.0	..	..	..	..	..	..	..	..	..	..	..	..
5.	3.0 -4.0	..	..	..	..	..	..	..	..	..	..	..	..
6.	4.0 -5.0	..	..	..	..	..	..	..	..	..	..	..	..
7.	5.0 -7.5	..	..	..	..	..	..	..	..	..	..	..	..
8.	7.5 -10.0	..	..	..	..	..	..	..	..	..	..	..	..
9.	10.0 -20.0	..	..	..	..	..	..	..	..	..	..	..	..
10.	20.0 -30.0	..	..	..	..	..	..	..	..	..	..	..	..
11.	30.0 -40.0	..	..	..	..	..	..	..	..	..	..	..	..
12.	40.0 -50.0	..	..	..	..	..	..	..	..	..	..	..	..
13.	50 & above	..	..	..	..	..	..	..	..	..	..	..	..
All sizes		7	..	..	..	..	7	..	..	..	..	..	..

MNR. 21/12.



State : Kerala

District : Idukki  
Scheduled Tribes

Table 2(B) Leased in area by terms of leasing

Sl. No.	Size class (Ha)	Partly owned & Partly leased in holdings Area leased in for						Wholly leased in holdings Area leased in for					
		Fixed money	Fixed pro-duce	Share of produce	Usufructu-ary mort-gage	Other terms	Total (Col. 3+4+5+6+7)	Fixed money	Fixed pro-duce	Share of produce	Usufructu-ary mort-gage	Other term	Total (Col. 9+10+11+12+13)
1	2	3	4	5	6	7	8	9	10	11	12	13	14
1.	Below 0.5												
2.	0.5 - 1.0												
3.	1.0 - 2.0												
4.	2.0 - 3.0												
5.	3.0 - 4.0												
6.	4.0 - 5.0												
7.	5.0 - 7.5												
8.	7.5 - 10.0												
9.	10.0 - 20.0												
10.	20.0 - 30.0												
11.	30.0 - 40.0												
12.	40.0 - 50.0												
13.	50 & above												
All sizes													

- N I L -



State : Kerala

Table 2(2) Leased in area by terms of leasing

District : Ernakulam  
Scheduled Tribes

Sl. No.	Size class (Ha)	Partly owned & Partly leased in holdings Area leased in for						Wholly leased in holdings Area leased in for					
		Fixed money	Fixed pro-duce	Share of produce	Usufructuary mortgage	Other terms	Total (Col. 3+4+5+6+7)	Fixed money	Fixed pro-duce	Share of produce	Usufructuary mortgage	Other terms	Total (Cols. 9+10+11+12+13)
1	2	3	4	5	6	7	8	9	10	11	12	13	14
1.	Below 0.5												
2.	0.5 -1.0												
3.	1.0 -2.0												
4.	2.0 -3.0												
5.	3.0 -4.0												
6.	4.0 - 5.0												
7.	5.0 -7.5												
8.	7.5 -10.0												
9.	10.0 - 20.0												
10.	20.0 - 30.0												
11.	30.0 - 40.0												
12.	40.0 - 50.0												
13.	50 & above												
All sizes													

- N I L -



STATE : KERALA


Table 2(B) Leased in area by terms of leasing

DISTRICT : TRICHUR  
(Scheduled Tribes)

Sl. No.	Size class (Ha)	Partly owned & Partly leased in holdings						Wholly leased in holdings Area leased in for					
		Fixed money	Fixed produce	Share of produce	Usufructuary mortgage	Other terms	Total (Col. 3+4+5+6+7)	Fixed money	Fixed produce	share of produce	usufructuary mortgage	Other terms	Total (Col. 9+10+11+12+13)
1	2	3	4	5	6	7	8	9	10	11	12	13	14
1.	0.02 - 0.5	..	..	..	..	..	..	..	..	..	..	..	..
2.	0.5 - 1.0	..	..	..	..	..	..	..	..	..	..	..	..
3.	1.0 - 2.0	..	..	..	..	..	..	..	..	..	..	..	..
4.	2.0 - 3.0	..	..	..	..	..	..	..	..	..	..	..	..
5.	3.0 - 4.0	..	..	..	..	..	..	..	..	..	..	..	..
6.	4.0 - 5.0	..	..	..	..	..	..	..	..	..	..	..	..
7.	5.0 - 7.5	..	..	..	..	..	..	..	..	..	..	..	..
8.	7.5 - 10.0	..	..	..	..	..	..	..	..	..	..	..	..
9.	10.0 - 20.0	..	..	..	..	..	..	..	..	..	..	..	..
10.	20.0 - 30.0	..	..	..	..	..	..	..	..	..	..	..	..
11.	30.0 - 40.0	..	..	..	..	..	..	..	..	..	..	..	..
12.	40.0 - 50.0	..	..	..	..	..	..	..	..	..	..	..	..
13.	50.0 & above	..	..	..	..	..	..	..	..	..	..	..	..

All sizes

MNR. 21/12.






STATE : KERALA

DISTRICT : PALGHAT  
Scheduled Tribes

Table 2(B) Leased in area by terms of leasing

Sl. No.	Size class (Ha)	Partly owned & Partly leased in holdings						Wholly leased in holdings					
		Fixed money	Fixed produce	Share of produce	Usufructuary mortgage	Other terms	Total Col. 3+4+5+6+7	Fixed money	Fixed produce	Share of produce	Usufructuary mortgage	Other terms	Total Cols. 9+10+11+12+13
1	2	3	4	5	6	7	8	9	10	11	12	13	14
1.	0.02 - 0.5	..	..	..	..	..	..	..	..	..	..	..	..
2.	0.5 - 1.0	..	..	..	..	..	..	..	..	..	..	..	..
3.	1.0 - 2.0	..	..	..	..	..	..	..	..	..	..	..	..
4.	2.0 - 3.0	..	..	..	..	..	..	..	..	..	..	..	..
5.	3.0 - 4.0	..	..	..	..	..	..	..	..	..	..	..	..
6.	4.0 - 5.0	..	..	..	..	..	..	..	..	..	..	..	..
7.	5.0 - 7.5	..	..	..	..	..	..	..	..	..	..	..	..
8.	7.5 - 10.0	..	..	..	..	..	..	..	..	..	..	..	..
9.	10.0 - 20.0	..	..	..	..	..	..	..	..	..	..	..	..
10.	20.0 - 30.0	..	..	..	..	..	..	..	..	..	..	..	..
11.	30.0 - 40.0	..	..	..	..	..	..	..	..	..	..	..	..
12.	40.0 - 50.0	..	..	..	..	..	..	..	..	..	..	..	..
13.	50.0 & above	..	..	..	..	..	..	..	..	..	..	..	..
All sizes		..	..	..	..	..	..	..	..	..	..	..	..



STATE : KERALA

DISTRICT : MALAPPURAM  
Scheduled Tribes

Table 2(B) Leased in area by terms of leasing

Sl. No.	Size class (Ha)	Partly owned & Partly leased in holdings Area leased in for						Wholly leased in holdings Area leased in for					
		Fixed money	Fixed pro-duce	Share of pro-duce	Usufructuary mort-gage	Other terms	Total (Col. 3+4+5+6+7)	Fixed money	Fixed pro-duce	Share of pro-duce	Usufructuary mort-gage	Other terms	Total (Cols. 9+10+11+12+13)
1	2	3	4	5	6	7	8	9	10	11	12	13	14
1.	Below 0.5												
2.	0.5 - 1.0												
3.	1.0 - 2.0												
4.	2.0 - 3.0												
5.	3.0 - 4.0												
6.	4.0 - 5.0												
7.	5.0 - 7.5												
8.	7.5 - 10.0												
9.	10.0 - 20.0												
10.	20.0 - 30.0												
11.	30.0 - 40.0												
12.	40.0 - 50.0												
13.	50 & above												
All sizes													

NIL



STATE : KERALA

DISTRICT: KOZHIKODE  
Scheduled Tribes

Table 2(B) Leased in area by terms of leasing

Sl. No.	Size class (Ha)	Partly owned & Partly leased in holdings Area leased in for						Wholly leased in holdings Area leased in for					
		Fixed money	Fixed pro-duce	Share of pro-duce	Usufructu-ary mort-gage	Other terms	Total (Col. 3+4+5+6+7)	Fixed money	Fixed pro-duce	Share of pro-duce	Usufructu-ary terms	Other terms	Total (Cols. 9+10+11+12+13)
1	2	3	4	5	6	7	8	9	10	11	12	13	14
1.	Below 0.5												
2.	0.5 - 1.0												
3.	1.0 - 2.0												
4.	2.0 - 3.0												
5.	3.0 - 4.0												
6.	4.0 - 5.0												
7.	5.0 - 7.5												
8.	7.5 - 10.0												
9.	10.0 - 20.0												
10.	20.0 - 30.0												
11.	30.0 - 40.0												
12.	40.0 - 50.0												
13.	50 & above												
All sizes													

NIL




STATE : KERALA

DISTRICT : WYNAD

Scheduled Tribes

Table 2 (7) Leased in area by terms of leasing.

Sl. No.	Size class (Ha.)	Partly owned & Partly leased in holdings area leased in for						Wholly leased in holdings area leased in for					
		Fixed money	Fixed produce	Share of produce	Usufructuary mortgage	Other terms	Total Col. 3+4+5+6+7)	Fixed money	Fixed produce	Share of produce	Usufructuary mortgage	Other terms	Total Col. 9+10+11+12+13)
1	2	3	4	5	6	7	8	9	10	11	12	13	14
1.	0.02 - 0.5	..	..	..	..	..	..	60	..	..	..	..	..
2.	0.5 - 1.0	..	..	..	..	..	..	..	..	..	..	..	..
3.	1.0 - 2.0	..	..	..	..	..	..	..	..	..	..	..	..
4.	2.0 - 3.0	..	..	..	..	..	..	..	..	..	..	..	..
5.	3.0 - 4.0	..	..	..	..	..	..	..	..	..	..	..	..
6.	4.0 - 5.0	..	..	..	..	..	..	..	..	..	..	..	..
7.	5.0 - 7.5	..	..	..	..	..	..	..	..	..	..	..	..
8.	7.5 - 10.0	..	..	..	..	..	..	..	..	..	..	..	..
9.	10.0 - 20.0	..	..	..	..	..	..	..	..	..	..	..	..
10.	20.0 - 30.0	..	..	..	..	..	..	..	..	..	..	..	..
11.	30.0 - 40.0	..	..	..	..	..	..	..	..	..	..	..	..
12.	40.0 - 50.0	..	..	..	..	..	..	..	..	..	..	..	..
13.	50.0 & above	..	..	..	..	..	..	..	..	..	..	..	..
	All sizes	..	..	..	..	..	..	60	..	..	..	..	..





state : Kerala

DISTRICT : CANNANORE  
Scheduled tribes

Table 2(B) Leased in area by terms of leasing

Sl. No.	Size class (Ha)	Partly owned & Partly leased in holdings area leased in for						Wholly leased in holdings area leased in for					
		Fixed money	Fixed pro-duce	Share of produce	Usufructu-ary mort-gage	Other terms	Total Col. 3+4+5+6+7	Fixed money	Fixed pro-duce	Share of pro-duce	Usufructu-ary mort-gage	Other terms	Total Col. 9+10+11+12+13
1	2	3	4	5	6	7	8	9	10	11	12	13	14
1.	0.02- 0.5	..	..	..	..	..	..	..	..	..	..	..	..
2.	0.5 - 1.0	..	..	..	..	..	..	..	..	..	..	..	..
3.	1.0 - 2.0	..	..	..	..	..	..	..	..	..	..	..	..
4.	2.0 - 3.0	..	..	..	..	..	..	..	..	..	..	..	..
5.	3.0 - 4.0	..	..	..	..	..	..	..	..	..	..	..	..
6.	4.0 - 5.0	..	..	..	..	..	..	..	..	..	..	..	..
7.	5.0 - 7.5	..	..	..	..	..	..	..	..	..	..	..	..
8.	7.5 - 10.0	..	..	..	..	..	..	..	..	..	..	..	..
9.	10.0 - 20.0	..	..	..	..	..	..	..	..	..	..	..	..
10.	20.0 - 30.0	..	..	..	..	..	..	..	..	..	..	..	..
11.	30.0 - 40.0	..	..	..	..	..	..	..	..	..	..	..	..
12.	40.0 - 50.0	..	..	..	..	..	..	..	..	..	..	..	..
13.	50.0 & above	..	..	..	..	..	..	..	..	..	..	..	..
All sizes		..	..	..	..	..	..	..	..	..	..	..	..



Table 3 Area under different land use

State: Kerala  
Scheduled tribes

Sl. No.	Size class (Ha)	Total holdings		Net area sown	Area under current fallows	Net cultivated area (col.5+6)	Other uncultivated land excluding fallow land.	Fallow land other current fallow.	Culti- vable waste land.	Total uncultivated land (8+9+10)	Land not available for cultivation.
		No.	Area								
1	2	3	4	5	6	7	8	9	10	11	12
1	0.02 - 0.5	21171	3308	2657	103	2760	61	23	111	195	353
2	0.5 - 1.0	7900	5536	4683	268	4951	106	122	77	305	280
3	1.0 - 2.0	5624	7757	5324	22	5346	1469	-	751	2220	191
4	2.0 - 3.0	1213	2863	2502	-	2502	226	-	82	308	53
5	3.0 - 4.0	405	1421	1060	-	1060	-	-	205	205	156
6	4.0 - 5.0	248	1128	1075	-	1075	-	-	8	8	45
7	5.0 - 7.5	179	991	964	-	964	-	-	27	27	-
8	7.5 - 10.0	67	634	437	-	437	98	-	27	125	72
9	10.0 - 20.0	188	2952	2754	-	2754	98	-	86	184	14
10	20.0 - 30.0	-	-	-	-	-	-	-	-	-	-
11	30.0 - 40.0	-	-	-	-	-	-	-	-	-	-
12	40.0 - 50.0	-	-	-	-	-	-	-	-	-	-
13	50.0 & above	-	-	-	-	-	-	-	-	-	-
All sizes		36995	26590	21456	393	21849	2058	145	1374	3577	1164

1-1-1

1-1-1

1-1-1

1-1-1

1-1-1

1-1-1

1-1-1

1-1-1

1-1-1

1-1-1

1-1-1

1-1-1

1-1-1

1-1-1

1-1-1

1-1-1

1-1-1

1-1-1

1-1-1

1-1-1

1-1-1

1-1-1

1-1-1

1-1-1

1-1-1

1-1-1

State: Kerala

: 444 :

Table 3 Area under different land use.

District: Trivandrum  
(Scheduled Tribes)

Sl. No.	Size class (Ha)	Total holdings		Net area sown	Area under current fallows	Net cultivated area (col. 5+6)	Other uncultivated fallow land	Fallow land other than current fallow	Culturable waste land	Total uncultivated land (8+9+10)	Land not available for cultivation
		No.	Area								
1	2	3	4	5	6	7	8	9	10	11	12
1	0.02 - 0.5	1876	187	167	-	167	-	-	-	-	20
2	0.5 - 1.0	139	100	97	-	97	-	-	-	-	3
3	1.0 - 2.0	36	69	68	-	68	-	-	-	-	1
4	2.0 - 3.0	-	-	-	-	-	-	-	-	-	-
5	3.0 - 4.0	-	-	-	-	-	-	-	-	-	-
6	4.0 - 5.0	-	-	-	-	-	-	-	-	-	-
7	5.0 - 7.5	-	-	-	-	-	-	-	-	-	-
8	7.5 - 10.0	-	-	-	-	-	-	-	-	-	-
9	10.0 - 20.0	-	-	-	-	-	-	-	-	-	-
10	20.0 - 30.0	-	-	-	-	-	-	-	-	-	-
11	30.0 - 40.0	-	-	-	-	-	-	-	-	-	-
12	40.0 - 50.0	-	-	-	-	-	-	-	-	-	-
13	50.0 & above	-	-	-	-	-	-	-	-	-	-
All sizes		2051	356	332	-	332	-	-	-	-	24

Jr/



State: Kerala

Table 3 Area under different land use

District: Quilon  
Scheduled Tribes

Sl. No.	Size class (Ha)	Total holdings		Net area sown	Area under current fallows.	Net cultivated area (col.5+6)	Other uncultivated land excluding fallow land.	Fallow land other than current fallow	Cultivable waste land.	Total uncultivated land (8+9+10)	Land not available for cultivation.
		No.	Area								
1	2	3	4	5	6	7	8	9	10	11	12
1	0.02 - 0.5	962	106	89	-	89	-	-	-	-	17
2	0.5 - 1.0	43	24	23	-	23	-	-	-	-	1
3	1.0 - 2.0	32	35	34	-	34	-	-	-	-	1
4	2.0 - 3.0	-	-	-	-	-	-	-	-	-	-
5	3.0 - 4.0	-	-	-	-	-	-	-	-	-	-
6	4.0 - 5.0	-	-	-	-	-	-	-	-	-	-
7	5.0 - 7.5	-	-	-	-	-	-	-	-	-	-
8	7.5 - 10.0	-	-	-	-	-	-	-	-	-	-
9	10.0 - 20.0	-	-	-	-	-	-	-	-	-	-
10	20.0 - 30.0	-	-	-	-	-	-	-	-	-	-
11	30.0 - 40.0	-	-	-	-	-	-	-	-	-	-
12	40.0 - 50.0	-	-	-	-	-	-	-	-	-	-
13	50.0 & above	-	-	-	-	-	-	-	-	-	-
All sizes		1037	165	146	-	146	-	-	-	-	19

Jr/






State: Kerala

: 446 :

District: Alleppey  
Scheduled Tribes

Table 3 - Area under different land use

Sl. No.	Size class (Ha)	Total holdings		Net area sown	Area under current fallow.	Net cultivated area (col. 5+6)	Other uncultivated land including fallow land.	Fallow other than current fallow.	Culti-vable waste land	Total uncultivated land (8+9+10)	Land not available for cultivation
		No.	Area								
1	2	3	4	5	6	7	8	9	10	11	12
1	0.02 - 0.5	591	61	42	3	45	-	-	1	1	15
2	0.5 - 1.0	-	-	-	-	-	-	-	-	-	-
3	1.0 - 2.0	-	-	-	-	-	-	-	-	-	-
4	2.0 - 3.0	-	-	-	-	-	-	-	-	-	-
5	3.0 - 4.0	-	-	-	-	-	-	-	-	-	-
6	4.0 - 5.0	-	-	-	-	-	-	-	-	-	-
7	5.0 - 7.5	-	-	-	-	-	-	-	-	-	-
8	7.5 - 10.0	-	-	-	-	-	-	-	-	-	-
9	10.0 - 20.0	-	-	-	-	-	-	-	-	-	-
10	20.0 - 30.0	-	-	-	-	-	-	-	-	-	-
11	30.0 - 40.0	-	-	-	-	-	-	-	-	-	-
12	40.0 - 50.0	-	-	-	-	-	-	-	-	-	-
13	50.0 & above	-	-	-	-	-	-	-	-	-	-
All sizes		591	61	42	3	45	-	-	1	1	15



State: Kerala

: 447 :

District: Kottayam  
Scheduled Tribes

Table 3 Area under different land use

Sl. No.	Size class (Ha)	Total holdings		Net area sown	Area under current fallows.	Net cultivated area (col.5+6)	Other cultivated land excluding fallow land.	Fallow land other than current fallow	Cultivable waste land.	Total cultivated land (8+9+10)	Land not available for cultivation
		No.	Area								
1	2	3	4	5	6	7	8	9	10	11	12
1	0.02 - 0.5	453	59	52	-	52	-	-	-	-	7
2	0.5 - 1.0	91	83	82	-	82	-	-	-	-	1
3	1.0 - 2.0	128	173	171	-	171	-	-	-	-	2
4	2.0 - 3.0	-	-	-	-	-	-	-	-	-	-
5	3.0 - 4.0	110	384	241	-	241	-	-	-	-	-
6	4.0 - 5.0	65	266	265	-	265	-	-	-	-	143
7	5.0 - 7.5	-	-	-	-	-	-	-	-	-	1
8	7.5 - 10.0	-	-	-	-	-	-	-	-	-	-
9	10.0 - 20.0	-	-	-	-	-	-	-	-	-	-
10	20.0 - 30.0	-	-	-	-	-	-	-	-	-	-
11	30.0 - 40.0	-	-	-	-	-	-	-	-	-	-
12	40.0 - 50.0	-	-	-	-	-	-	-	-	-	-
13	50.0 & above	-	-	-	-	-	-	-	-	-	-
All sizes		837	965	811	--	811	-	-	-	-	154

Jr/



State: Kerala

: 448 :

District: Idukki  
Scheduled Tribes

Sl. No.	Size class (Ha)	Total holdings		Net area sown	Area under current fallows	Net cultivated area (col.5+6)	Other uncultivated land excluding fallow land.	Fallow land other than current fallow	Cultivable waste land	Total uncultivated land (8+9+10)	Land not available for cultivation
		No.	Area								
1	2	3	4	5	6	7	8	9	10	11	12
1	0.02 - 0.5	1970	490	436	-	436	-	-	-	-	54
2	0.5 - 1.0	1407	973	864	-	864	2	-	-	2	107
3	1.0 - 2.0	1226	1593	1462	-	1462	-	-	-	-	131
4	2.0 - 3.0	147	366	327	-	327	-	-	-	-	39
5	3.0 - 4.0	-	-	-	-	-	-	-	-	-	-
6	4.0 - 5.0	73	357	327	-	327	-	-	-	-	-
7	5.0 - 7.5	-	-	-	-	-	-	-	-	-	30
8	7.5 - 10.0	-	-	-	-	-	-	-	-	-	-
9	10.0 - 20.0	-	-	-	-	-	-	-	-	-	-
10	20.0 - 30.0	-	-	-	-	-	-	-	-	-	-
11	30.0 - 40.0	-	-	-	-	-	-	-	-	-	-
12	40.0 - 50.0	-	-	-	-	-	-	-	-	-	-
13	50.0 & above	-	-	-	-	-	-	-	-	-	-
All sizes		4823	3779	3416	-	3416	2	-	-	2	361

Jr/




State : Kerala

Table 3 Area under different land use.

District: Ernakulam  
Scheduled Tribes

Sl. No.	Size class (Ha)	Total holdings		Net area sown	Area under current fallows.	Net cultivated area (col. 5+6)	Other un-cultivated land excluding fallow land.	Fallow land other than current fallow	Culti-vable waste land.	Total uncul-tivated land (8+10)	Land not available for culti- vation
1	2	3	4	5	6	7	8	9	10	11	12
1.	0.02 - 0.5	129	5	4	-	4	-	-	-	-	-
2.	0.5 - 1.0	-	-	-	-	-	-	-	-	-	1
3.	1.0 - 2.0	-	-	-	-	-	-	-	-	-	-
4.	2.0 - 3.0	-	-	-	-	-	-	-	-	-	-
5.	3.0 - 4.0	-	-	-	-	-	-	-	-	-	-
6.	4.0 - 5.0	-	-	-	-	-	-	-	-	-	-
7.	5.0 - 7.5	-	-	-	-	-	-	-	-	-	-
8.	7.5 - 10.0	-	-	-	-	-	-	-	-	-	-
9.	10.0 - 20.0	-	-	-	-	-	-	-	-	-	-
10.	20.0 - 30.0	-	-	-	-	-	-	-	-	-	-
11.	30.0 - 40.0	-	-	-	-	-	-	-	-	-	-
12.	40.0 - 50.0	-	-	-	-	-	-	-	-	-	-
13.	50.0 end above	-	-	-	-	-	-	-	-	-	-
All sizes		129	5	4	-	4	-	-	-	-	-

kja.





State : Kerala

Table - 3 - Area under different land use

District: Trichur  
(Scheduled tribes)

Sl. No.	Size class (Ha)	Total holdings		Net area sown	Area under current fallows	Net-cultivated area (col. 5+6)	Other uncultivated land excluding fallow land.	Fallow land other current fallow	cultivable waste land	Total uncultivable land (8+9+10)	Land not available for cultivation
		No.	Area								
1	2	3	4	5	6	7	8	9	10	11	12
1.	0.02 - 0.5	458	41	20	13	33	-	1	-	1	7
2.	0.5 - 1.0	-	-	-	-	-	-	-	-	-	-
3.	1.0 - 2.0	-	-	-	-	-	-	-	-	-	-
4.	2.0 - 3.0	-	-	-	-	-	-	-	-	-	-
5.	3.0 - 4.0	-	-	-	-	-	-	-	-	-	-
6.	4.0 - 5.0	-	-	-	-	-	-	-	-	-	-
7.	5.0 - 7.0	-	-	-	-	-	-	-	-	-	-
8.	7.5 - 10.0	-	-	-	-	-	-	-	-	-	-
9.	10.0 - 20.0	-	-	-	-	-	-	-	-	-	-
10.	20.0 - 30.0	-	-	-	-	-	-	-	-	-	-
11.	30.0 - 40.0	-	-	-	-	-	-	-	-	-	-
12.	40.0 - 50.0	-	-	-	-	-	-	-	-	-	-
13.	50.0 & above	-	-	-	-	-	-	-	-	-	-
	All sizes	448	41	20	13	33	-	1	-	1	7



State: Kerala

Table 3 Area under different land use.

District: Palghat  
Scheduled Tribes

Sl. No.	Size class (Ha)	Total holdings		Net area sown	Area under current fallows	Net cultivated area col. 5+6.	Other uncultivated land excluding fallow land.	Fallow land other than current fallow	Culti- vable waste land	Total uncul- tiva- ted land 8+9+10.	Land not available for culti- vation
		No.	Area								
1	2	3	4	5	6	7	8	9	10	11	12
1.	0.02 - 0.5	4364	196	75	-	75	2	-	-	2	119
2.	0.5 - 1.0	-	-	-	-	-	-	-	-	-	-
3.	1.0 - 2.0	-	-	-	-	-	-	-	-	-	-
4.	2.0 - 3.0	-	-	-	-	-	-	-	-	-	-
5.	3.0 - 4.0	-	-	-	-	-	-	-	-	-	-
6.	4.0 - 5.0	-	-	-	-	-	-	-	-	-	-
7.	5.0 - 7.5	-	-	-	-	-	-	-	-	-	-
8.	7.5 - 10.0	-	-	-	-	-	-	-	-	-	-
9.	10.0 - 20.0	-	-	-	-	-	-	-	-	-	-
10.	20.0 - 30.0	-	-	-	-	-	-	-	-	-	-
11.	30.0 - 40.0	-	-	-	-	-	-	-	-	-	-
12.	40.0 - 50.0	-	-	-	-	-	-	-	-	-	-
13.	50.0 & above	-	-	-	-	-	-	-	-	-	-
	All sizes	4364	196	75	-	75	2	-	-	2	119


0.1  
0.2  
0.3  
0.4  
0.5  
0.6  
0.7  
0.8  
0.9  
1.0

State : Kerala

Table 3 - Area under different land use.

District: Malappuram  
(Scheduled Tribes)

Sl. No.	Size class (Ha)	Total holdings		Net area sown	Area under current fallows.	Net cultivated area (col. 5+6)	Other cultivated land excluding fallow land	Fallow land other than current fallow.	Cultivable waste land.	Total uncultivated land (8+9+10)	Land not available for cultivation
		No.	Area								
1	2	3	4	5	6	7	8	9	10	11	12
1.	0.02 - 0.5	1212	161	105	29	134	11	-	-	11	16
2.	0.5 - 1.0	63	59	58	-	58	-	-	-	-	1
3.	1.0 - 2.0	16	23	15	-	15	7	-	-	7	1
4.	2.0 - 3.0	159	323	321	-	321	-	-	-	-	2
5.	3.0 - 4.0	-	-	-	-	-	-	-	-	-	-
6.	4.0 - 5.0	-	-	-	-	-	-	-	-	-	-
7.	5.0 - 7.5	-	-	-	-	-	-	-	-	-	-
8.	7.5 - 10.0	-	-	-	-	-	-	-	-	-	-
9.	10.0 - 20.0	-	-	-	-	-	-	-	-	-	-
10.	20.0 - 30.0	-	-	-	-	-	-	-	-	-	-
11.	30.0 - 40.0	-	-	-	-	-	-	-	-	-	-
12.	50.0 & above	-	-	-	-	-	-	-	-	-	-
	All sizes	1450	566	499	29	528	18	-	-	18	20




State: Kerala

Table.3 Area under different land use

District: Kozhikode  
Scheduled Tribes

Sl. No.	Size class (Ha)	Total holdings		Net area sown	Area under current fallows	Net cultivated area (col. 5+6)	Other uncul-tivated land excluding fallow land	Fallow land other than current fallow	Culti-vable waste land	Total uncul-tivated land (8+9+10)	Land not available for culti- vation
		No.	Area								
1	2	3	4	5	6	7	8	9	10	11	12
1.	0.02 - 0.5	1059	103	98	-	98	-	-	-	-	5
2.	0.5 - 1.0	732	556	466	-	466	-	56	26	82	8
3.	1.0 - 2.0	230	310	308	-	308	-	-	-	-	2
4.	2.0 - 3.0	-	-	-	-	-	-	-	-	-	-
5.	3.0 - 4.0	-	-	-	-	-	-	-	-	-	-
6.	4.0 - 5.0	-	-	-	-	-	-	-	-	-	-
7.	5.0 - 7.5	-	-	-	-	-	-	-	-	-	-
8.	7.5 - 10.0	-	-	-	-	-	-	-	-	-	-
9.	10.0 - 20.0	-	-	-	-	-	-	-	-	-	-
10.	20.0 - 30.0	-	-	-	-	-	-	-	-	-	-
11.	30.0 - 40.0	-	-	-	-	-	-	-	-	-	-
12.	40.0 - 50.0	-	-	-	-	-	-	-	-	-	-
13.	50.0 & above	-	-	-	-	-	-	-	-	-	-
	All sizes	2021	269	872	-	872	-	56	26	82	15





State: Kerala

Table 3 Area under different land use District: Wynad Scheduled Tribes

Sl. No.	Size class (Ha)	Total holdings		Sl. No.	Size class (Ha)	Net area sown	Net cultivated area (col. 5+6)	Other uncultivated land excluding fallow land	Fallow other than current fallow	Total cultivated area (col. 7+8+9)	Total uncultivated land (col. 8+9+10)	Total available for cultivation (col. 11+12)	
		No.	Area										No.
		3	4			5	6	8	9	7	10	11	12
1	0.02 - 0.5	5472	1112	1	0.02 - 0.5	1015	1017	2	1112	22	1015	57	1017
2	0.5 - 1.0	2058	1528	2	0.5 - 1.0	1463	1506	6	1528	-	1463	6	1506
3	1.0 - 2.0	2661	3652	3	1.0 - 2.0	2810	2832	20	3652	-	2810	769	2832
4	2.0 - 3.0	754	1812	4	2.0 - 3.0	1704	1704	23	1812	-	1704	97	1704
5	3.0 - 4.0	295	1037	5	3.0 - 4.0	819	819	-	1037	-	819	205	819
6	4.0 - 5.0	120	505	6	4.0 - 5.0	483	483	-	505	-	483	8	483
7	5.0 - 7.5	179	991	7	5.0 - 7.5	964	964	-	991	-	964	27	964
8	7.5 - 10.0	67	634	8	7.5 - 10.0	437	437	98	634	-	437	125	437
9	10.0 - 20.0	188	2952	9	10.0 - 20.0	2754	2754	98	2952	-	2754	86	2754
10	20.0 - 30.0	-	-	10	20.0 - 30.0	-	-	-	-	-	-	-	-
11	30.0 - 40.0	-	-	11	30.0 - 40.0	-	-	-	-	-	-	-	-
12	40.0 - 50.0	-	-	12	40.0 - 50.0	-	-	-	-	-	-	-	-
13	50.0 & above	-	-	13	50.0 & above	-	-	-	-	-	-	-	-
	All sizes	11794	14223			12449	12516	247	14223	22	1209	1478	1229



State: Kerala

Table-3 Area under different land use.

District: Cannanore  
Scheduled Tribes

Sl. No.	Size class (Ha)	Total Holdings		Net area sown	Area under current fallows.	Net-cultivated area col.5+6.	Other uncultivated land excluding fallow land	Fallow land other than current fallow.	Culti-vable waste land	Total unculti-vated land 8+9+10.	Land net available for culti- vation
		No.	Area								
1	2	3	4	5	6	7	8	9	10	11	12
1.	0.02 - 0.5	2635	787	554	56	610	46	-	77	123	54
2.	0.5 - 1.0	3367	2213	1630	225	1855	98	66	51	215	143
3.	1.0 - 2.0	1295	1902	456	-	456	1442	-	2	1444	2
4.	2.0 - 3.0	153	362	150	-	150	203	-	8	211	1
5.	3.0 - 4.0	-	-	-	-	-	-	-	-	-	-
6.	4.0 - 5.0	-	-	-	-	-	-	-	-	-	-
7.	5.0 - 7.5	-	-	-	-	-	-	-	-	-	-
8.	7.5 - 10.0	-	-	-	-	-	-	-	-	-	-
9.	10.0 - 20.0	-	-	-	-	-	-	-	-	-	-
10.	20.0 - 30.0	-	-	-	-	-	-	-	-	-	-
11.	30.0 - 40.0	-	-	-	-	-	-	-	-	-	-
12.	40.0 - 50.0	-	-	-	-	-	-	-	-	-	-
13.	50.0 & above	-	-	-	-	-	-	-	-	-	-
All sizes		7450	5264	2790	281	3071	1789	66	138	1993	200




Table 4 - Distribution of number of operational holdings by  
Irrigation Status.

Sl. No.	Size class (Ha)		Total holdings		Wholly irrigated holdings		Wholly unirrigated holdings		Partly irrigated holdings			Holdings receiving irrigation		Net area sown
			No.	Area	No.	Area	No.	Area	No.	Total area	Irrigated area	No.	Net irrigated area	
1	2		3	4	5	6	7	8	9	10	11	12	13	14
1	0.05	- 0.5	21171	3308	446	25	20507	2578	218	54	18	664	43	2657
2	0.5	- 1.0	7900	5536	..	..	6746	4040	1154	643	428	1154	428	4683
3	1.0	- 2.0	5624	7737	..	..	5308	4895	316	429	87	316	87	5324
4	2.0	- 3.0	1213	2863	..	..	831	1762	382	740	243	382	243	2502
5	3.0	- 4.0	405	1421	..	..	110	241	295	819	150	295	150	1060
6	4.0	- 5.0	248	1128	..	..	128	592	120	483	77	120	77	1075
7	5.0	- 7.5	179	991	..	..	126	634	53	330	43	53	43	964
8	7.5	- 10.0	67	634	..	..	..	..	67	437	95	67	95	437
9	10.0	- 20.0	188	2952	..	..	135	1973	53	781	43	53	43	2754
10	20.0	- 30.0	..	..	..	..	..	..	..	..	..	..	..	..
11	30.0	- 40.0	..	..	..	..	..	..	..	..	..	..	..	..
12	40.0	- 50.0	..	..	..	..	..	..	..	..	..	..	..	..
13	50.0 & above		..	..	..	..	..	..	..	..	..	..	..	..
	ALLSIZES		36995	26590	446	25	33891	16715	2658	4716	1184	3104	1209	21456

Note: Purely current follow lands should not be included in this table.



State: KERALA

457

District: Trivandrum

Table 4 - Distribution of number of operational holdings by irrigation status. Scheduled tribe

Sl. No.	Size Class (Ha)	Total holdings		Wholly irrigated holdings		Wholly un-irrigated holdings		Partly irrigated holdings		Holdings receiving irrigation		Net area sown.	
		No.	Area	No.	Area	No.	Area	No.	Total area	Irrigated area	No.		Net irrigated area
1	2	3	4	5	6	7	8	9	10	11	12	13	14
1	0.02 - 0.5	1876	187	..	..	1779	148	97	19	6	97	6	167
2	0.5 - 1.0	139	100	..	..	139	97	..	..	..	..	..	97
3	1.0 - 2.0	36	69	..	..	36	69	..	..	..	..	..	68
4	2.0 - 3.0	..	..	..	..	..	..	..	..	..	..	..	..
5	3.0 - 4.0	..	..	..	..	..	..	..	..	..	..	..	..
6	4.0 - 5.0	..	..	..	..	..	..	..	..	..	..	..	..
7	5.0 - 7.5	..	..	..	..	..	..	..	..	..	..	..	..
8	7.5 - 10.0	..	..	..	..	..	..	..	..	..	..	..	..
9	10.0 - 20.0	..	..	..	..	..	..	..	..	..	..	..	..
10	20.0 - 30.0	..	..	..	..	..	..	..	..	..	..	..	..
11	30.0 - 40.0	..	..	..	..	..	..	..	..	..	..	..	..
12	40.0 - 50.0	..	..	..	..	..	..	..	..	..	..	..	..
13	50.0 and above	..	..	..	..	..	..	..	..	..	..	..	..
ALL SIZES		2051	356	..	..	1954	313	97	19	6	97	6	332






Table 4 - Distribution of number of operational holdings by Irrigation Status.

Sl. No.	Size Class (Ha)	Total holdings		Wholly irrigated holdings		Wholly un-irrigated holdings		Partly irrigated holdings		Holdings receiving irrigation		Net area sown	
		No.	Area	No.	Area	No.	Area	No.	Total area	Irrigated area	No.		Net irrigated area
1	2	3	4	5	6	7	8	9	10	11	12	13	14
1	0.02 - 0.5	962	106	..	..	962	89	..	..	..	..	..	89
2	0.5 - 1.0	43	24	..	..	43	23	..	..	..	..	..	23
3	1.0 - 2.0	32	35	..	..	32	34	..	..	..	..	..	34
4	2.0 - 3.0	..	..	..	..	..	..	..	..	..	..	..	..
5	3.0 - 4.0	..	..	..	..	..	..	..	..	..	..	..	..
6	4.0 - 5.0	..	..	..	..	..	..	..	..	..	..	..	..
7	5.0 - 7.5	..	..	..	..	..	..	..	..	..	..	..	..
8	7.5 - 10.0	..	..	..	..	..	..	..	..	..	..	..	..
9	10.0 - 20.0	..	..	..	..	..	..	..	..	..	..	..	..
10	20.0 - 30.0	..	..	..	..	..	..	..	..	..	..	..	..
11	30.0 - 40.0	..	..	..	..	..	..	..	..	..	..	..	..
12	40.0 - 50.0	..	..	..	..	..	..	..	..	..	..	..	..
13	50.0 & above	..	..	..	..	..	..	..	..	..	..	..	..
	ALL SIZES	1037	165	..	..	1037	146	..	..	..	..	..	146

Note: Purely current fallow lands should not be included in this table.



State: KERALA

: 459 :

Table 4 - Distribution of number of operational holdings by Irrigation Status.

District: Alappuzha  
(Scheduled Tribes)

Sl. No.	Size class (Ha)	Total holdings		Wholly irrigated holdings		Wholly unirrigated holdings		Partly irrigated holdings		Holdings receiving irrigation		Net area sown	
		No.	Area	No.	Area	No.	Area	No.	Total Irrigated area	No.	Net irrigated area		
1	2	3	4	5	6	7	8	9	10	11	12	13	14
1	0.02 - 0.5	591	61	150	3	392	29	49	10	2	199	5	42
2	0.05 - 1.0	..	..	..	..	..	..	..	..	..	..	..	..
3	1.0 - 2.0	..	..	..	..	..	..	..	..	..	..	..	..
4	2.0 - 3.0	..	..	..	..	..	..	..	..	..	..	..	..
5	3.0 - 4.0	..	..	..	..	..	..	..	..	..	..	..	..
6	4.0 - 5.0	..	..	..	..	..	..	..	..	..	..	..	..
7	5.0 - 7.5	..	..	..	..	..	..	..	..	..	..	..	..
8	7.5 - 10.0	..	..	..	..	..	..	..	..	..	..	..	..
9	10.0 - 20.0	..	..	..	..	..	..	..	..	..	..	..	..
10	20.0 - 30.0	..	..	..	..	..	..	..	..	..	..	..	..
11	30.0 - 40.0	..	..	..	..	..	..	..	..	..	..	..	..
12	40.0 - 50.0	..	..	..	..	..	..	..	..	..	..	..	..
13	50.0 & above	..	..	..	..	..	..	..	..	..	..	..	..
	ALL SIZES	591	61	150	3	392	29	49	10	2	199	5	42

17

18

19

20

21

22

23

24

25

26

27

28

29

30

31

32

33

34

35

36

37

38

39

40

41

42

43

44

45

46

47

48

49

50

51

52

53

54

55

56

57

58

59

60

61

62

63

64

65

66

67

68

69

70

71

72

16

17

18

19

20

21

22

23

24

25

26

27

28

29

30

31

32

33

34

35

36

37

38

39

40

41

42

43

44

45

46

47

48

49

50

51

52

53

54

55

56

57

58

59

60

61

62

63

64

65

66

67

68

69

70

15

16

17

18

19

20

21

22

23

24

25

26

27

28

29

30

31

32

33

34

35

36

37

38

39

40

41

42

43

44

45

46

47

48

49

50

51

52

53

54

55

56

57

58

59

60

61

62

63

64

65

66

67

68

69

70

State: KERALADistrict: KOTTAYAMTable 4 - Distribution of number of operational holdings by Irrigation status.  
(Scheduled tribes)

Sl. No.	Size class (Ha)		Total holdings		Wholly irrigated holdings		Wholly unirrigated holdings		Partly irrigated holdings		Holdings receiving irrigation		Net area sown
			No.	Area	No.	Area	No.	Area	No.	Total area	Irrigated area	No.	
1	2	3	4	5	6	7	8	9	10	11	12	13	14
1	0.02 - 0.5	453	59	..	..	453	52	..	..	..	..	..	52
2	0.5 - 1.0	91	83	..	..	91	82	..	..	..	..	..	82
3	1.0 - 2.0	128	172	..	..	128	171	..	..	..	..	..	171
4	2.0 - 3.0	..	..	..	..	..	..	..	..	..	..	..	..
5	3.0 - 4.0	110	384	..	..	110	241	..	..	..	..	..	241
6	4.0 - 5.0	55	266	..	..	55	265	..	..	..	..	..	265
7	5.0 - 7.5	..	..	..	..	..	..	..	..	..	..	..	..
8	7.5 - 10.0	..	..	..	..	..	..	..	..	..	..	..	..
9	10.0 - 20.0	..	..	..	..	..	..	..	..	..	..	..	..
10	20.0 - 30.0	..	..	..	..	..	..	..	..	..	..	..	..
11	30.0 - 40.0	..	..	..	..	..	..	..	..	..	..	..	..
12	40.0 - 50.0	..	..	..	..	..	..	..	..	..	..	..	..
13	50.0 & above	..	..	..	..	..	..	..	..	..	..	..	..
	<b>ALL SIZES</b>	<b>837</b>	<b>965</b>	<b>..</b>	<b>..</b>	<b>837</b>	<b>811</b>	<b>..</b>	<b>..</b>	<b>..</b>	<b>..</b>	<b>..</b>	<b>811</b>

Note: Purely current fallow lands should not be included in this table.



State: KERALA

District: IDUKKI  
(Scheduled Tribes)

Table 4 - Distribution of number of operational holdings by irrigation status.

Sl. No.	Size class (Ha)	Total holdings		Wholly irrigated holdings		Wholly unirrigated holdings		Partly irrigated holdings		Holdings receiving irrigation		Net area sown	
		No.	Area	No.	Area	No.	Area	No.	Total area	Irrigated area	No.		Net irrigated area
1	2	3	4	5	6	7	8	9	10	11	12	13	14
1	0.02 - 0.5	1970	490	..	..	1970	436	..	..	..	..	..	436
2	0.5 - 1.0	1407	973	..	..	1407	864	..	..	..	..	..	864
3	1.0 - 2.0	1226	1593	..	..	1226	1462	..	..	..	..	..	1462
4	2.0 - 3.0	147	366	..	..	147	327	..	..	..	..	..	327
5	3.0 - 4.0	..	..	..	..	..	..	..	..	..	..	..	..
6	4.0 - 5.0	73	357	..	..	73	327	..	..	..	..	..	327
7	5.0 - 7.5	..	..	..	..	..	..	..	..	..	..	..	..
8	7.5 - 10.0	..	..	..	..	..	..	..	..	..	..	..	..
9	10.0 - 20.0	..	..	..	..	..	..	..	..	..	..	..	..
10	20.0 - 30.0	..	..	..	..	..	..	..	..	..	..	..	..
11	30.0 - 40.0	..	..	..	..	..	..	..	..	..	..	..	..
12	40.0 - 50.0	..	..	..	..	..	..	..	..	..	..	..	..
13	50.0 & above	..	..	..	..	..	..	..	..	..	..	..	..
ALL SIZES		4823	3779	..	..	4823	3416	..	..	..	..	..	3416





STATE: KERALA

: 462 :

Table 4. Distribution of number of operational holdings by Irrigation status

District: Ernakulam

Sl. No.	Size class (Ha)	Total hldings		Wholly irri-gated hold-ings		Wholly un-irriga-ted holdings		Partly irrigated holdings		(Scheduled Tribes)		Net area sown	
		No.	Area	No.	Area	No.	Area	No.	Total area	Irri-gated area	Holdings rece-iving irri-gation		Net irri-gated area
1	2	3	4	5	6	7	8	9	10	11	12	13	14
1.	0.02-0.5	129	5	..	..	129	4	..	..	..	..	..	4
2.	0.50-1.0	-	-	-	-	-	-	-	-	-	-	-	-
3.	1.0-2.0	-	-	-	-	-	-	-	-	-	-	-	-
4.	2.0-3.0	-	-	-	-	-	-	-	-	-	-	-	-
5.	3.0-4.0	-	-	-	-	-	-	-	-	-	-	-	-
6.	4.0-5.0	-	-	-	-	-	-	-	-	-	-	-	-
7.	5.0-7.5	-	-	-	-	-	-	-	-	-	-	-	-
8.	7.5-10.0	-	-	-	-	-	-	-	-	-	-	-	-
9.	10.0-20.0	-	-	-	-	-	-	-	-	-	-	-	-
10.	20.0-30.0	-	-	-	-	-	-	-	-	-	-	-	-
11.	30.0-40.0	-	-	-	-	-	-	-	-	-	-	-	-
12.	40.0-50.0	-	-	-	-	-	-	-	-	-	-	-	-
13.	50.0 & above	-	-	-	-	-	-	-	-	-	-	-	-
	All sizes	129	5	-	-	129	4	-	-	-	-	-	4

Note: Purely current fallow lands should not be included in this table.

Jsk.

4.

4.

13 14

gtes  
gtes  
frrr  
frrr

ou soun  
lll gtes  
e rece- Mf  
rpes) (e

meloklam

4.

4.

13 14

gtes  
gtes  
frrr  
frrr

ou soun  
lll gtes  
e rece- Mf  
rpes) (e

meloklam

13

gtes  
gtes  
frrr  
frrr

ou soun  
lll gtes  
e rece- Mf  
rpes) (e

meloklam

STATE: KERALA

: 463 :

District: Trichur

Table 4- Distribution of number of operational holdings by irrigation status (Scheduled Tribes)

Sl. No.	Size class (Ha)	Total holdings		Wholly irrigated holdings		Wholly unirrigated holdings		Partly irrigated holdings		Holdings receiving irrigation			
		No.	Area	No.	Area	No.	Area	No.	Total area	Irrigated area	No.	Net irrigated area	Net area sown
1	2	3	4	5	6	7	8	9	10	11	12	13	14
1.	0.02-0.5	448	41	133	8	315	12	-	-	-	133	8	20
2.	0.5-1.0	-	-	-	-	-	-	-	-	-	-	-	-
3.	1.0-2.0	-	-	-	-	-	-	-	-	-	-	-	-
4.	2.0-4.0	-	-	-	-	-	-	-	-	-	-	-	-
5.	4.0-5.0	-	-	-	-	-	-	-	-	-	-	-	-
6.	5.0-7.5	-	-	-	-	-	-	-	-	-	-	-	-
7.	7.5-10.0	-	-	-	-	-	-	-	-	-	-	-	-
8.	10.0-20.0	-	-	-	-	-	-	-	-	-	-	-	-
9.	20.0-30.0	-	-	-	-	-	-	-	-	-	-	-	-
10.	30.0-40.0	-	-	-	-	-	-	-	-	-	-	-	-
11.	40.0-50.0	-	-	-	-	-	-	-	-	-	-	-	-
12.	50.0 & above	-	-	-	-	-	-	-	-	-	-	-	-
All sizes		448	41	133	8	315	12	-	-	-	133	8	120

Jsk.




Table 4 Distribution of number of operational holdings  
by Irrigation Status

Sl. No.	Size class (Ha)	Total holdings		Wholly irrigated holdings		Wholly unirrigated holdings		Partly irrigated holdings		Holdings receiving irrigation		
		No.	Area	No.	Area	No.	Area	No.	Total area	Irrigated area	No.	Net irrigated area
1	2	3	4	5	6	7	8	9	10	11	12	13
1.	0.02-0.5	4364	196	-	-	4364	75	-	-	-	-	75
2.	0.5-1.0	-	-	-	-	-	-	-	-	-	-	-
3.	1.0-2.0	-	-	-	-	-	-	-	-	-	-	-
4.	2.0-3.0	-	-	-	-	-	-	-	-	-	-	-
5.	3.0-4.0	-	-	-	-	-	-	-	-	-	-	-
6.	4.0-5.0	-	-	-	-	-	-	-	-	-	-	-
7.	5.0-7.5	-	-	-	-	-	-	-	-	-	-	-
8.	7.5-10.0	-	-	-	-	-	-	-	-	-	-	-
9.	10.0-20.0	-	-	-	-	-	-	-	-	-	-	-
10.	20.0-30.0	-	-	-	-	-	-	-	-	-	-	-
11.	30.0-40.0	-	-	-	-	-	-	-	-	-	-	-
12.	40.0-50.0	-	-	-	-	-	-	-	-	-	-	-
13.	50.0 & above	-	-	-	-	-	-	-	-	-	-	-
	All sizes	4364	196	-	-	4364	75	-	-	-	-	75

Note: Purely current fallow lands should not be included in this table.



State: Kerala

Dist. Malappuram

Sl. No.	Size class (Ha)	Total holdings		Wholly irrigated holdings		Wholly sub-irrigated holdings		Partly irrigated holdings		Holdings Receiving irrigation	Net area sown		
		No.	Area	No.	Area	No.	Area	No.	Total area			Irrigated area	Net irrigated area
1	2	3	4	5	6	7	8	9	10	11	12	13	14
1.	0.2-0.5	1212	161	-	-	1212	105	-	-	-	-	-	105
2.	0.5-1.0	63	59	-	-	63	58	-	-	-	-	-	58
3.	1.0-2.0	16	23	-	-	16	15	-	-	-	-	-	15
4.	2.0-3.0	159	323	-	-	159	321	-	-	-	-	-	321
5.	3.0-4.0	-	-	-	-	-	-	-	-	-	-	-	-
6.	4.0-5.0	-	-	-	-	-	-	-	-	-	-	-	-
7.	5.0-7.5	-	-	-	-	-	-	-	-	-	-	-	-
8.	7.5-10.0	-	-	-	-	-	-	-	-	-	-	-	-
9.	10.0-20.0	-	-	-	-	-	-	-	-	-	-	-	-
10.	20.0-30.0	-	-	-	-	-	-	-	-	-	-	-	-
11.	30.0-40.0	-	-	-	-	-	-	-	-	-	-	-	-
12.	40.0-50.0	-	-	-	-	-	-	-	-	-	-	-	-
13.	50.0 & above	-	-	-	-	-	-	-	-	-	-	-	-
All sizes		1450	366	-	-	1450	499	-	-	-	-	-	499

Note: Purely current fallow lands should not be included in this table.






Table 4. Distribution of number of operational holdings by irrigation status

State: Kerala

District: Kozhikode  
Scheduled Tribe

Sl. No.	Size class (Ha)	Total holdings		Wholly irrigated holdings		Wholly unirrigated holdings		Partly irrigated holdings		Holdings receiving irrigation		Net area sown	
		No.	Area	No.	Area	No.	Area	No.	Total irrigated area	No.	Not irrigated area		
1	2	3	4	5	6	7	8	9	10	11	12	13	14.
1.	0.02-0.5	1059	103	-	-	1059	98	-	-	-	-	-	98
2.	0.50-1.0	732	556	-	-	732	466	-	-	-	-	-	466
3.	1.0-2.0	230	310	-	-	230	308	-	-	-	-	-	308
4.	2.0-3.0	-	-	-	-	-	-	-	-	-	-	-	-
5.	3.0-4.0	-	-	-	-	-	-	-	-	-	-	-	-
6.	4.0-5.0	-	-	-	-	-	-	-	-	-	-	-	-
7.	5.0-7.5	-	-	-	-	-	-	-	-	-	-	-	-
8.	7.5-10.0	-	-	-	-	-	-	-	-	-	-	-	-
9.	10.0-20.0	-	-	-	-	-	-	-	-	-	-	-	-
10.	20.0-30.0	-	-	-	-	-	-	-	-	-	-	-	-
11.	30.0-40.0	-	-	-	-	-	-	-	-	-	-	-	-
12.	40.0-50.0	-	-	-	-	-	-	-	-	-	-	-	-
13.	50.0 & above	-	-	-	-	-	-	-	-	-	-	-	-
	All sizes	2021	969	-	-	2021	872	-	-	-	-	-	872


Note: Purely current fallow lands should not be included in this table.



State: Kerala

Table.4-Distribution of number of operational holdings  
by Irrigation StatusDistrict : Wynad  
Scheduled Tribes

Sl. No.	Size Class (Ha)	Total holdings	Wholly Irrigated holdings		Wholly unirrigated holdings		Partly irrigated holdings		Holdings receiving irrigation	Net area sown			
		No.	Area	No.	Area	No.	Area	No.	Total Irrigated area	No.	Net irrigated area	Net areasown	
1	2	3	4	5	6	7	8	9	10	11	12	13	14
1.	0.02-0.5	5472	1112	-	-	5400	990	72	25	10	72	10	1015
2.	0.5-1.0	2058	1528	-	-	1724	1221	334	242	77	334	77	1463
3.	1.0-2.0	2661	3652	-	-	2345	2381	316	429	87	316	87	2810
4.	2.0-3.0	754	1812	-	-	372	964	382	740	243	382	243	1704
5.	3.0-4.0	295	1037	-	-	-	-	295	819	150	295	150	819
6.	4.0-5.0	120	505	-	-	-	-	120	483	77	120	77	483
7.	5.0-7.5	179	991	-	-	126	634	53	330	43	53	43	964
8.	7.5-10.0	67	634	-	-	-	-	67	437	95	67	95	437
9.	10.0-20.0	188	2952	-	-	135	1973	53	781	43	53	43	2754
10.	20.0-30.0	-	-	-	-	-	-	-	-	-	-	-	-
11.	30.0-40.0	-	-	-	-	-	-	-	-	-	-	-	-
12.	40.0-50.0	-	-	-	-	-	-	-	-	-	-	-	-
13.	50.0 & above	-	-	-	-	-	-	-	-	-	-	-	-
All sizes		11794	14223	-	-	10102	8163	1692	4286	825	1692	825	12449



State Kerala

Table 4 Distribution of number of operational holdings by Irrigation status.

Sl. No.	Size class (Ha)	Total holdings		Wholly irrigated holdings		Wholly unirrigated holdings		Partly irrigated holdings.		Holdings receiving irrigation		Net area sown	
		No.	Area	No.	Area	No.	Area	No.	Total Area	No.	Net irrigated area		
1	2	3	4	5	6	7	8	9	10	11	12	13	14
1.	0.02-0.5	2635	787	163	14	2472	540	-	-	-	163	14	554
2.	0.5-1.0	3367	2213	-	-	2547	1229	820	401	351	820	351	1630
3.	1.0-2.0	1295	1902	-	-	1295	456	-	-	-	-	-	456
4.	2.0-3.0	153	362	-	-	153	150	-	-	-	-	-	150
5.	3.0-4.0	-	-	-	-	-	-	-	-	-	-	-	-
6.	4.0-5.0	-	-	-	-	-	-	-	-	-	-	-	-
7.	5.0-7.5	-	-	-	-	-	-	-	-	-	-	-	-
8.	7.5-10.0	-	-	-	-	-	-	-	-	-	-	-	-
9.	10.0-20.0	-	-	-	-	-	-	-	-	-	-	-	-
10.	20.0-30.0	-	-	-	-	-	-	-	-	-	-	-	-
11.	30.0-40.0	-	-	-	-	-	-	-	-	-	-	-	-
12.	40.0-50.0	-	-	-	-	-	-	-	-	-	-	-	-
13.	50.0 & above	-	-	-	-	-	-	-	-	-	-	-	-
All sizes		7450	5264	163	14	6467	2375	820	401	351	983	365	2790

Note: Purely current fallow lands should not be included in this table.




Table 5(4)  
No. of operational holdings receiving irrigation area irrigated by  
different sources

Sl. No.	Size class (Ha)	Total holdings		Canals		Tanks		Wells		Tube wells		Other sources		Exclusive No. of holdings receiving irrigations	Total net irrigated area.
		No.	Area	No. of hold-ings	Area irri-gated	No. of hold-ings	Area irri-gated	No. of hold-ings	Area irri-gated	No. of hold-ings	Area irri-gated	No. of hold-ings	Area irri-gated		
1	2	3	4	5	6	7	8	9	10	11	12	13	14	15	16
1.	0.02-0.5	21171	3308	48	1	49	5	495	27	-	-	72	10	664	43
2.	0.5-1.0	7900	5536	308	103	-	-	493	147	-	-	517	178	1154	428
3.	1.0-2.0	5624	7757	-	-	53	16	-	-	-	-	263	71	316	87
4.	2.0-3.0	1213	2863	261	208	68	15	-	-	-	-	53	20	382	243
5.	3.0-4.0	405	1421	-	-	135	95	-	-	-	-	160	55	295	150
6.	4.0-5.0	248	1128	-	-	-	-	-	-	-	-	120	77	120	77
7.	5.0-7.5	179	991	-	-	-	-	-	-	-	-	53	43	53	43
8.	7.5-10.0	67	634	-	-	67	95	-	-	-	-	-	-	67	95
9.	10.0-20.0	183	2952	-	-	-	-	-	-	-	-	53	43	53	43
10.	20.0-50.0	-	-	-	-	-	-	-	-	-	-	-	-	-	-
11.	30.0-40.0	-	-	-	-	-	-	-	-	-	-	-	-	-	-
12.	40.0-50.0	-	-	-	-	-	-	-	-	-	-	-	-	-	-
13.	50.0 and above	-	-	-	-	-	-	-	-	-	-	-	-	-	-
All sizes		36995	26590	617	312	372	226	988	174	-	-	1291	497	3104	1209





State: Kerala  
Table 5(A)Dist. Quilon  
Scheduled: TribesNo. of operational holdings receiving irrigation & area irrigated by  
different sources

Sl. No.	Size class (Ha)	Total hold-ings		Canals		Tanks		Wells		Tube wells		Other sources		Exclu- sive No. of hold- ings recei- ving irri- gation	Total net irri- gated area
		No.	Area	No. of hold- ings	Area irri- gated	No. of hold- ings	Area irri- gated	No. of hold- ings	Area irri- gated	No. of hold- ings	Area irri- gated	No. of hold- ings.	Area irri- gated		
1	2	3	4	5	6	7	8	9	10	11	12	13	14	15	16
1.	0.02-0.5	962	106	-	-	-	-	-	-	-	-	-	-	-	-
2.	0.5-1.0	43	24	-	-	-	-	-	-	-	-	-	-	-	-
3.	1.0-2.0	32	35	-	-	-	-	-	-	-	-	-	-	-	-
4.	2.0-3.0	-	-	-	-	-	-	-	-	-	-	-	-	-	-
5.	3.0-4.0	-	-	-	-	-	-	-	-	-	-	-	-	-	-
6.	4.0-5.0	-	-	-	-	-	-	-	-	-	-	-	-	-	-
7.	5.0-7.5	-	-	-	-	-	-	-	-	-	-	-	-	-	-
8.	7.5-10.0	-	-	-	-	-	-	-	-	-	-	-	-	-	-
9.	10.0-20.0	-	-	-	-	-	-	-	-	-	-	-	-	-	-
10.	20.0-30.0	-	-	-	-	-	-	-	-	-	-	-	-	-	-
11.	30.0-40.0	-	-	-	-	-	-	-	-	-	-	-	-	-	-
12.	50.0 & above	-	-	-	-	-	-	-	-	-	-	-	-	-	-
All sizes		1037	165	-	-	-	-	-	-	-	-	-	-	-	-

Jsk.



State: Kerala

District: Alleppey  
Scheduled: Tribes

Table 5(A) No. of operational holdings receiving irrigation and area irrigated by different sources

Sl. No.	Size class	Total holdings		Canals		Tanks		Wells		Tube wells		Other sources		Exclusive No. of holdings receiving irrigation	Total net irrigated area
		No.	Area	No. of hold-ings	Area irri-gated	No. of hold-ings	Area irri-gated	No. of hold-ings	Area irri-gated	No. of hold-ings	Area irri-gated	No. of hold-ings	Area irri-gated		
1	2	3	4	5	6	7	8	9	10	11	12	13	14	15	16
1.	0.02-0.5	591	61	-	-	-	-	199	5	-	-	-	-	199	5
2.	0.5-1.0	-	-	-	-	-	-	-	-	-	-	-	-	-	-
3.	1.0-2.0	-	-	-	-	-	-	-	-	-	-	-	-	-	-
4.	2.0-3.0	-	-	-	-	-	-	-	-	-	-	-	-	-	-
5.	3.0-4.0	-	-	-	-	-	-	-	-	-	-	-	-	-	-
6.	4.0-5.0	-	-	-	-	-	-	-	-	-	-	-	-	-	-
7.	5.0-7.5	-	-	-	-	-	-	-	-	-	-	-	-	-	-
8.	7.5-10.0	-	-	-	-	-	-	-	-	-	-	-	-	-	-
9.	10.0-20.0	-	-	-	-	-	-	-	-	-	-	-	-	-	-
10.	20.0-30.0	-	-	-	-	-	-	-	-	-	-	-	-	-	-
11.	30.0-40.0	-	-	-	-	-	-	-	-	-	-	-	-	-	-
12.	40.0-50.0	-	-	-	-	-	-	-	-	-	-	-	-	-	-
13.	50.0 & above	-	-	-	-	-	-	-	-	-	-	-	-	-	-
All sizes		591	61	-	-	-	-	199	5	-	-	-	-	199	5



State: Kerala  
Table 5(A)

District:Kottayam

No. of operational holdings receiving irrigational area irrigated by different sources

.....


Sl. No.	Size class (Ha)	Total holdings		Canals		Tanks		Wells		Tube wells		other sources		Exclu- sive No. of holdings receiving irri- gation	To- tal net irri- gate area
		No.	Area	No. of hold- ings	Area irrigated	No. of hold- ings	Area irrigated	No. of hold- ings	Area irrigated	No. of hold- ings	Area irrigated	No. of hold- ings	Area irrigated		
1	2	3	4	5	6	7	8	9	10	11	12	13	14	15	16
1.	0.02 - 0.5	453	59	..	..	..	..	..	..	..	..	..	..	..	..
2.	0.5 - 1.0	91	83	..	..	..	..	..	..	..	..	..	..	..	..
3.	1.0 - 2.0	128	173	..	..	..	..	..	..	..	..	..	..	..	..
4.	2.0 - 3.0	..	..	..	..	..	..	..	..	..	..	..	..	..	..
5.	3.0 - 4.0	110	384	..	..	..	..	..	..	..	..	..	..	..	..
6.	4.0 - 5.0	55	266	..	..	..	..	..	..	..	..	..	..	..	..
7.	5.0 - 7.5	..	..	..	..	..	..	..	..	..	..	..	..	..	..
8.	7.5 - 10.0	..	..	..	..	..	..	..	..	..	..	..	..	..	..
9.	10.0 - 20.0	..	..	..	..	..	..	..	..	..	..	..	..	..	..
10.	20.0 - 30.0	..	..	..	..	..	..	..	..	..	..	..	..	..	..
11.	30.0 - 40.0	..	..	..	..	..	..	..	..	..	..	..	..	..	..
12.	40.0 - 50.0	..	..	..	..	..	..	..	..	..	..	..	..	..	..
13.	50.0 & above	..	..	..	..	..	..	..	..	..	..	..	..	..	..
All sizes		837	965	..	..	..	..	..	..	..	..	..	..	..	..



No. of operational holdings receiving irrigation and area irrigated by different sources

.....

Sl. No.	Size class (Ha)	Total holdings		Canals		Tanks		Wells		Tube wells		other sources		Excl- usive No. of hold- ings recei- ving irri- gation	Total net irri- area
		No.	Area	No. of hold- ings	Area irri- gated	No. of hold- ings	Area irri- gated	No. of hold- ings	Area irri- gated	No. of hold- ings	Area irri- gated	No. of hold- ings	Area irri- gated		
1	2	3	4	5	6	7	8	9	10	11	12	13	14	15	16
1.	0.02 - 0.5	1970	490	..	..	..	..	..	..	..	..	..	..	..	..
2.	0.5 - 1.0	1407	973	..	..	..	..	..	..	..	..	..	..	..	..
3.	1.0 - 2.0	1226	1593	..	..	..	..	..	..	..	..	..	..	..	..
4.	2.0 - 3.0	147	366	..	..	..	..	..	..	..	..	..	..	..	..
5.	3.0 - 4.0	..	..	..	..	..	..	..	..	..	..	..	..	..	..
6.	4.0 - 5.0	73	357	..	..	..	..	..	..	..	..	..	..	..	..
7.	5.0 - 7.5	..	..	..	..	..	..	..	..	..	..	..	..	..	..
8.	7.5 - 10.0	..	..	..	..	..	..	..	..	..	..	..	..	..	..
9.	10.0 - 20.0	..	..	..	..	..	..	..	..	..	..	..	..	..	..
10.	20.0 - 30.0	..	..	..	..	..	..	..	..	..	..	..	..	..	..
11.	30.0 - 40.0	..	..	..	..	..	..	..	..	..	..	..	..	..	..
12.	40.0 - 50.0	..	..	..	..	..	..	..	..	..	..	..	..	..	..
13.	50.0 & above	..	..	..	..	..	..	..	..	..	..	..	..	..	..
All sizes		4823	3779	..	..	..	..	..	..	..	..	..	..	..	..





STATE : KERALA


: 475 :

DISTRICT: ERNAKULAM

Table. 5(A) No. of operational holdings receiving irrigation and area irrigated by different sources.

Scheduled Tribes

Sl. No.	Size class (Ha.)	Total holdings		Canals		Tanks		Wells		Tube wells		Other sources		Excl- usive No. of hold- ings recei- ving irri- gation.	Total net irri- gated area
		No.	area	No. of hold- ings	Area irri- gated	No. of hold- ings	Area irri- gated	No. of hold- ings	Area irri- gated	No. of hold- ings	Area irri- gated	No. of hold- ings	Area irri- gated		
1	2	3	4	5	6	7	8	9	10	11	12	13	14	15	16
1.	0.02 -0.5	129	5	..	..	..	..	..	..	..	..	..	..	..	..
2.	0.5 -1.0	..	..	..	..	..	..	..	..	..	..	..	..	..	..
3.	1.0 -2.0	..	..	..	..	..	..	..	..	..	..	..	..	..	..
4.	2.0 -3.0	..	..	..	..	..	..	..	..	..	..	..	..	..	..
5.	3.0 -4.0	..	..	..	..	..	..	..	..	..	..	..	..	..	..
6.	4.0 -5.0	..	..	..	..	..	..	..	..	..	..	..	..	..	..
7.	5.0 -7.5	..	..	..	..	..	..	..	..	..	..	..	..	..	..
8.	7.5 -10.0	..	..	..	..	..	..	..	..	..	..	..	..	..	..
9.	10.0 -20.0	..	..	..	..	..	..	..	..	..	..	..	..	..	..
10.	20.0 -30.0	..	..	..	..	..	..	..	..	..	..	..	..	..	..
11.	30.0 -40.0	..	..	..	..	..	..	..	..	..	..	..	..	..	..
12.	40.0 -50.0	..	..	..	..	..	..	..	..	..	..	..	..	..	..
13.	50.0 and above	..	..	..	..	..	..	..	..	..	..	..	..	..	..
	All sizes	129	..	..	..	..	..	..	..	..	..	..	..	..	..




415

STATE : KERALA

Table 5(A) No. of operational holdings receiving irrigation and different crops

DISTRICT : TRICHUR  
irrigated by  
(Scheduled Castes)

Sl. No.	Size class (Ha)	Total holdings		Canals	Tanks	Wells	Tube wells	Other sources	Exclusive	Total net irrigated area					
		No.	area	No. of irrigated	No. of holdings	area irrigated	No. of holdings	area irrigated	No. of readings receiving irrigation		no. of holdings receiving irrigation				
1	2	3	4	5	6	7	8	9	10	11	12	13	14	15	16
1.	0.02 - 0.5	448	41	..	..	..	..	133	8	..	..	..	..	133	8
2.	0.5 - 1.0	..	..	..	..	..	..	..	..	..	..	..	..	..	..
3.	1.0 - 2.0	..	..	..	..	..	..	..	..	..	..	..	..	..	..
4.	2.0 - 3.0	..	..	..	..	..	..	..	..	..	..	..	..	..	..
5.	3.0 - 4.0	..	..	..	..	..	..	..	..	..	..	..	..	..	..
6.	4.0 - 5.0	..	..	..	..	..	..	..	..	..	..	..	..	..	..
7.	5.0 - 7.5	..	..	..	..	..	..	..	..	..	..	..	..	..	..
8.	7.5 - 10.0	..	..	..	..	..	..	..	..	..	..	..	..	..	..
9.	10.0 - 20.0	..	..	..	..	..	..	..	..	..	..	..	..	..	..
10.	20.0 - 30.0	..	..	..	..	..	..	..	..	..	..	..	..	..	..
11.	30.0 - 40.0	..	..	..	..	..	..	..	..	..	..	..	..	..	..
12.	40.0 - 50.0	..	..	..	..	..	..	..	..	..	..	..	..	..	..
13.	50.0 and above	..	..	..	..	..	..	..	..	..	..	..	..	..	..
All sizes		448	41	..	..	..	..	133	8	..	..	..	..	133	8



STATE : KER LA.


477

DISTRICT : PALGHAT

Table 5(A) No. of operational holdings receiving irrigations and area irrigated by different sources.

(Scheduled Tribes)

Sl. No.	Size class (Ha)		Total holdings No.	Total Area	Canals No. of holdings gated.	Tanks No. of holdings gated.	Wells No. of holdings gated.	Tube wells No. of holdings gated.	Other sources No. of holdings gated.	Exclusive no. of holdings receiving irrigation	Total net irrigated area						
	1	2										3	4	5	6	7	8
1.	0.02	-0.5	4364	196	-	-	-	-	-	-	-	-	-	-	-	-	-
2.	0.5	-1.0	-	-	-	-	-	-	-	-	-	-	-	-	-	-	-
3.	1.0	-2.0	-	-	-	-	-	-	-	-	-	-	-	-	-	-	-
4.	2.0	-3.0	-	-	-	-	-	-	-	-	-	-	-	-	-	-	-
5.	3.0	-4.0	-	-	-	-	-	-	-	-	-	-	-	-	-	-	-
6.	4.0	-5.0	-	-	-	-	-	-	-	-	-	-	-	-	-	-	-
7.	5.0	-7.5	-	-	-	-	-	-	-	-	-	-	-	-	-	-	-
8.	7.5	-10.0	-	-	-	-	-	-	-	-	-	-	-	-	-	-	-
9.	10.0	-20.0	-	-	-	-	-	-	-	-	-	-	-	-	-	-	-
10.	20.0	-30.0	-	-	-	-	-	-	-	-	-	-	-	-	-	-	-
11.	30.0	-40.0	-	-	-	-	-	-	-	-	-	-	-	-	-	-	-
12.	40.0	-50.0	-	-	-	-	-	-	-	-	-	-	-	-	-	-	-
13.	50.0 & above		-	-	-	-	-	-	-	-	-	-	-	-	-	-	-
All sizes			4364	196	-	-	-	-	-	-	-	-	-	-	-	-	-



STATE OF KERALA

Table 5(A)

DISTRICT : MALAPPURAM

No. of operational holdings receiving irrigation area irrigated by different sources. (Scheduled Tribes)

Sl. No.	Size class (Ha)	Total holdings		Canals		Tanks		Wells		Tube wells		Other sources		Exclusive No. of holdings receiving irrigation.	Total net irrigated area
		No.	Area	No. of irrigated	Area	No. of irrigated	Area	No. of irrigated	No. of irrigated	Area	No. of irrigated	No. of irrigated	Area		
1	2	3	4	5	6	7	8	9	10	11	12	13	14	15	16
1.	0.2 - 0.5	1212	161	-	-	-	-	-	-	-	-	-	-	-	-
2.	0.5 - 1.0	63	59	-	-	-	-	-	-	-	-	-	-	-	-
3.	1.0 - 2.0	16	23	-	-	-	-	-	-	-	-	-	-	-	-
4.	2.0 - 3.0	159	323	-	-	-	-	-	-	-	-	-	-	-	-
5.	3.0 - 4.0	-	-	-	-	-	-	-	-	-	-	-	-	-	-
6.	4.0 - 5.0	-	-	-	-	-	-	-	-	-	-	-	-	-	-
7.	5.0 - 7.5	-	-	-	-	-	-	-	-	-	-	-	-	-	-
8.	7.5 - 10.0	-	-	-	-	-	-	-	-	-	-	-	-	-	-
9.	10.0 - 20.0	-	-	-	-	-	-	-	-	-	-	-	-	-	-
10.	20.0 - 30.0	-	-	-	-	-	-	-	-	-	-	-	-	-	-
11.	30.0 - 40.0	-	-	-	-	-	-	-	-	-	-	-	-	-	-
12.	40.0 - 50.0	-	-	-	-	-	-	-	-	-	-	-	-	-	-
13.	50.0 and above	-	-	-	-	-	-	-	-	-	-	-	-	-	-
All sizes		1450	566	-	-	-	-	-	-	-	-	-	-	-	-





STATE : KERALA

DISTRICT : KOZHIKODE

Table 5(A) No. of operational holdings receiving irrigation and are irrigated by different sources (Scheduled Tribes)

Sl. No.	Size class (Ha)	Total holdings No.	Area No. of Holdings	Canals No. of irrigated holdings	Area No. of irrigated holdings	Tanks No. of irrigated holdings	Area No. of irrigated holdings	Wells No. of irrigated holdings	Area No. of irrigated holdings	Tube Wells No. of irrigated holdings	Area No. of irrigated holdings	Other sources No. of irrigated holdings	Area No. of irrigated holdings	Exclusive No. of irrigated holdings	Total net irrigated area
1	2	3	4	5	6	7	8	9	10	11	12	13	14	15	16
1.	0.02 - 0.5	1059	103	-	-	-	-	-	-	-	-	-	-	-	-
2.	0.05 - 1.0	732	556	-	-	-	-	-	-	-	-	-	-	-	-
3.	1.0 - 2.0	230	310	-	-	-	-	-	-	-	-	-	-	-	-
4.	2.0 - 3.0	-	-	-	-	-	-	-	-	-	-	-	-	-	-
5.	3.0 - 4.0	-	-	-	-	-	-	-	-	-	-	-	-	-	-
6.	4.0 - 5.0	-	-	-	-	-	-	-	-	-	-	-	-	-	-
7.	5.0 - 7.5	-	-	-	-	-	-	-	-	-	-	-	-	-	-
8.	7.5 - 10.0	-	-	-	-	-	-	-	-	-	-	-	-	-	-
9.	10.0 - 20.0	-	-	-	-	-	-	-	-	-	-	-	-	-	-
10.	20.0 - 30.0	-	-	-	-	-	-	-	-	-	-	-	-	-	-
11.	30.0 - 40.0	-	-	-	-	-	-	-	-	-	-	-	-	-	-
12.	40.0 - 50.0	-	-	-	-	-	-	-	-	-	-	-	-	-	-
13.	50.0 and above	-	-	-	-	-	-	-	-	-	-	-	-	-	-
All sizes		2021	969	-	-	-	-	-	-	-	-	-	-	-	-




STATE : KERALA

DISTRICT : WAYANAD

Table. 5(a) No. of operational holdings receiving irrigations and area irrigated by different sources (Scheduled Tribes)

Sl. No.	Size class (Ha)	Total holdings		Canals		Tanks		Wells		Tube wells		Other sources		Exclusive No. of holdings receiving irrigation	Total net irrigated area
		No.	Area	No. of holdings irrigated	Area	No. of holdings irrigated	Area	No. of holdings irrigated	No. of holdings irrigated	Area	No. of holdings irrigated	Area			
1	2	3	4	5	6	7	8	9	10	11	12	13	14	15	16
1.	0.02 - 0.5	5472	1112	-	-	-	-	-	-	-	-	72	10	72	10
2.	0.5 - 1.0	2058	1528	144	41	-	-	-	-	-	-	190	36	334	77
3.	1.0 - 2.0	2661	3652	-	-	33	16	-	-	-	-	263	71	316	87
4.	2.0 - 3.0	754	1812	261	208	68	15	-	-	-	-	53	20	382	243
5.	3.0 - 4.0	295	1037	-	-	135	95	-	-	-	-	160	55	295	150
6.	4.0 - 5.0	120	505	-	-	-	-	-	-	-	-	120	77	120	77
7.	5.0 - 7.5	179	991	-	-	-	-	-	-	-	-	53	43	53	43
8.	7.5 - 10.0	67	634	-	-	67	95	-	-	-	-	-	-	67	95
9.	10.0 - 20.0	188	2952	-	-	-	-	-	-	-	-	53	43	53	43
10.	20.0 - 30.0	-	-	-	-	-	-	-	-	-	-	-	-	-	-
11.	30.0 - 40.0	-	-	-	-	-	-	-	-	-	-	-	-	-	-
12.	40.0 - 50.0	-	-	-	-	-	-	-	-	-	-	-	-	-	-
13.	50.0 and above	-	-	-	-	-	-	-	-	-	-	-	-	-	-
All sizes		11794	14223	405	249	323	221	-	-	-	-	964	355	1692	825



STATE : KERALA Table 5(A)

DISTRICT : CANNANORE

No. of operational holdings receiving irrigation and area irrigated by different sources.

Sl. No.	Size class (Ha)	Scheduled Tribes													
		Total holdings		Canals	Tanks	Wells	Tube wells	Other sources	Exclu- sive	Total					
		No. of holdings	Area irrigated	No. of holdings	Area irrigated	No. of holdings	Area irrigated	No. of holdings	Area irrigated	No. of holdings	Area irrigated	No. of holdings	Area irrigated	No. of holdings receiving irrigation	net irrigated area.
1	2	3	4	5	6	7	8	9	10	11	12	13	14	15	16
1.	0.02 - 0.5	2635	787	-	-	-	-	163	14	-	-	-	-	163	14
2.	0.5 - 1.0	3367	2213	164	62	-	-	493	147	-	-	327	142	820	351
3.	1.0 - 2.0	1295	1902	-	-	-	-	-	-	-	-	-	-	-	-
4.	2.0 - 3.0	153	362	-	-	-	-	-	-	-	-	-	-	-	-
5.	3.0 - 4.0	-	-	-	-	-	-	-	-	-	-	-	-	-	-
6.	4.0 - 5.0	-	-	-	-	-	-	-	-	-	-	-	-	-	-
7.	5.0 - 7.5	-	-	-	-	-	-	-	-	-	-	-	-	-	-
8.	7.5 - 10.0	-	-	-	-	-	-	-	-	-	-	-	-	-	-
9.	10.0 - 20.0	-	-	-	-	-	-	-	-	-	-	-	-	-	-
10.	20.0 - 30.0	-	-	-	-	-	-	-	-	-	-	-	-	-	-
11.	30.0 - 40.0	-	-	-	-	-	-	-	-	-	-	-	-	-	-
12.	40.0 - 50.0	-	-	-	-	-	-	-	-	-	-	-	-	-	-
13.	50.0 and above	-	-	-	-	-	-	-	-	-	-	-	-	-	-
All sizes		7450	5264	164	62	-	-	656	161	-	-	327	142	983	365



State: Kerala

-: 482 :-

Scheduled Tribe

Table: 5(B) Number of wells and tube wells

Sl. No.	Size class (Ha)	Total holdings		No. of wells in use			No. of tube wells			
		No.	Area	With pump sets	Without pumpsets	Total (Col. 5&6)	Not in use	Diesel	Electric	Total (col. 9+10)
1	2	3	4	5	6	7	8	9	10	11
1.	0.2 - 0.5	21171	3308	..	..	495	..	..	..	..
2.	0.5 - 1.0	7900	5536	..	..	493	..	..	..	..
3.	1.0 - 2.0	5624	7757	..	..	..	..	..	..	..
4.	2.0 - 3.0	1213	2863	..	..	..	..	..	..	..
5.	3.0 - 4.0	405	1421	..	..	..	..	..	..	..
6.	4.0 - 5.0	248	1128	..	..	..	..	..	..	..
7.	5.0 - 7.5	179	991	..	..	..	..	..	..	..
8.	7.5 - 10.0	67	634	..	..	..	..	..	..	..
9.	10.0 - 20.0	168	2952	..	..	..	..	..	..	..
10.	20.0 - 30.0	..	..	..	..	..	..	..	..	..
11.	30.0 - 40.0	..	..	..	..	..	..	..	..	..
12.	40.0 - 50.0	..	..	..	..	..	..	..	..	..
13.	50.0 & above	..	..	..	..	..	..	..	..	..
	All sizes	26995	26590	..	..	988	..	..	..	..







Table: 5(B) Number of wells & tube wells  
 District : Trivandrum  
 (Scheduled Tribes)

Sl. No.	Size class (Ha)	Total holdings		No. of wells in use			No. of tube wells			
		No.	Area	With pump sets	Without pump sets	Total (Col. 5+6)	Not in use	Diesel	Electric	Total (Col. 9+10)
1	2	3	4	5	6	7	8	9	10	11
1.	0.02 - 0.5	1876	187	..	..	..	..	..	..	..
2.	0.5 - 1.0	139	100	..	..	..	..	..	..	..
3.	1.0 - 2.0	36	69	..	..	..	..	..	..	..
4.	2.0 - 3.0	..	..	..	..	..	..	..	..	..
5.	3.0 - 4.0	..	..	..	..	..	..	..	..	..
6.	4.0 - 5.0	..	..	..	..	..	..	..	..	..
7.	5.0 - 7.5	..	..	..	..	..	..	..	..	..
8.	7.5 - 10.0	..	..	..	..	..	..	..	..	..
9.	10.0 - 20.0	..	..	..	..	..	..	..	..	..
10.	20.0 - 30.0	..	..	..	..	..	..	..	..	..
11.	30.0 - 40.0	..	..	..	..	..	..	..	..	..
12.	40.0 - 50.0	..	..	..	..	..	..	..	..	..
13.	50.0 & above	..	..	..	..	..	..	..	..	..
	All sizes	2051	356	..	..	..	..	..	..	..



District: Quilon  
(Scheduled Tribe)

State: Kerala

Table: 5(B) Number of wells and tube wells

Sl. No.	Size class (Ha)	Total holdings		No. of wells in use			No. of tube wells			
		No.	Area	With pump sets	Without pump sets	Total (Col. 5+6)	Not in use	Diesel	Electric	Total (Col. 9+10)
1	2	3	4	5	6	7	8	9	10	11
1.	0.02 - 0.5	962	106	..	..	..	..	..	..	..
2.	0.5 - 1.0	43	24	..	..	..	..	..	..	..
3.	1.0 - 2.0	32	35	..	..	..	..	..	..	..
4.	2.0 - 3.0	..	..	..	..	..	..	..	..	..
5.	3.0 - 4.0	..	..	..	..	..	..	..	..	..
6.	4.0 - 5.0	..	..	..	..	..	..	..	..	..
7.	5.0 - 7.5	..	..	..	..	..	..	..	..	..
8.	7.5 - 10.0	..	..	..	..	..	..	..	..	..
9.	10.0 - 20.0	..	..	..	..	..	..	..	..	..
10.	20.0 - 30.0	..	..	..	..	..	..	..	..	..
11.	30.0 - 40.0	..	..	..	..	..	..	..	..	..
12.	40.0 - 50.0	..	..	..	..	..	..	..	..	..
13.	50.0 & above	..	..	..	..	..	..	..	..	..
	All sizes	1037	135*	..	..	..	..	..	..	..




Table: 5(B) Number of wells and tube wells (Scheduled Tribes)

District: Alleppey

State : Kerala

Sl. No.	Size class (Ha)	Total holdings		No. of wells (in use)			No. of tube wells			
		No.	Area	With pump sets	Without pump sets	Total (Col. 5+6)	Not in use	Diesel	Electric	Total (Col. 9+10)
1	2	3	4	5	6	7	8	9	10	11
1.	0.02 - 0.5	591	61	..	..	199	..	..	..	..
2.	0.5 - 1.0	..	..	..	..	..	..	..	..	..
3.	1.0 - 2.0	..	..	..	..	..	..	..	..	..
4.	2.0 - 3.0	..	..	..	..	..	..	..	..	..
5.	3.0 - 4.0	..	..	..	..	..	..	..	..	..
6.	4.0 - 5.0	..	..	..	..	..	..	..	..	..
7.	5.0 - 7.5	..	..	..	..	..	..	..	..	..
8.	7.5 - 10.0	..	..	..	..	..	..	..	..	..
9.	10.0 - 20.0	..	..	..	..	..	..	..	..	..
10.	20.0 - 30.0	..	..	..	..	..	..	..	..	..
11.	30.0 - 40.0	..	..	..	..	..	..	..	..	..
12.	40.0 - 50.0	..	..	..	..	..	..	..	..	..
13.	50.0 & above	..	..	..	..	..	..	..	..	..
	All sizes	591	61	..	..	199	..	..	..	..



:486:

District:Kottayam

State : Kerala

Table 5(B) Number of wells and tube wells

(Scheduled Tribes)

Sl. No.	Size class (Ha)	No.	Area	with pump sets	Without pump sets	Total (col. 5+6)	Not in use	Diesel	Electric	Total (col.9+10)
1	2	3	4	5	6	7	8	9	10	11
1.	0.02 - 0.5	453	59	..	..	..	..	..	..	..
2.	0.5 - 1.0	91	83	..	..	..	..	..	..	..
3.	1.0 - 2.0	128	173	..	..	..	..	..	..	..
4.	2.0 - 3.0	..	..	..	..	..	..	..	..	..
5.	3.0 - 4.0	110	384	..	..	..	..	..	..	..
6.	4.0 - 5.0	55	266	..	..	..	..	..	..	..
7.	5.0 - 7.5	..	..	..	..	..	..	..	..	..
8.	7.5 - 10.0	..	..	..	..	..	..	..	..	..
9.	10.0 - 20.0	..	..	..	..	..	..	..	..	..
10.	20.0 - 30.0	..	..	..	..	..	..	..	..	..
11.	30.0 - 40.0	..	..	..	..	..	..	..	..	..
12.	40.0 - 50.0	..	..	..	..	..	..	..	..	..
13.	50.0 & above	..	..	..	..	..	..	..	..	..
All sizes		837	965	..	..	..	..	..	..	..

kja/20/4/






State: Kerala

Table: 5(B) Number of wells & tube wells :- 487 :- District: Idukki :- (Scheduled Tribes)

Sl. No.	Size class (Ha)	Total holdings		No. of wells in use				No. of tube wells in use		
		No.	Area	With pump sets	(Without pump sets)	Total (Col. 5+6)	Not in use	With Diesel sets	Without Electric sets	Total (Col. 9+10)
1	2	3	4	5	6	7	8	9	10	11
1.	0.02 - 0.5	1970	490	..	..	..	..	..	..	..
2.	0.5 - 1.0	1407	973	..	..	..	..	..	..	..
3.	1.0 - 2.0	1226	1593	..	..	..	..	..	..	..
4.	2.0 - 3.0	147	366	..	..	..	..	..	..	..
5.	3.0 - 4.0	..	..	..	..	..	..	..	..	..
6.	4.0 - 5.0	73	357	..	..	..	..	..	..	..
7.	5.0 - 7.5	..	..	..	..	..	..	..	..	..
8.	7.5 - 10.0	..	..	..	..	..	..	..	..	..
9.	10.0 - 20.0	..	..	..	..	..	..	..	..	..
10.	20.0 - 30.0	..	..	..	..	..	..	..	..	..
11.	30.0 - 40.0	..	..	..	..	..	..	..	..	..
12.	40.0 - 50.0	..	..	..	..	..	..	..	..	..
13.	50.0 & above	..	..	..	..	..	..	..	..	..
	All sizes	4823	3779	..	..	..	..	..	..	..



:488:

State: Kerala,


District: Ernakulam

Table 5 (B) Number of wells and tube wells

Scheduled Tribe:

Sl. No.	Size class (Ha)	Total holdings		No. of wells in use			No. of tube wells			
		No.	Area	With pump sets	Without pump sets	Total (col. 5+6)	Not in use	Diesel	Electric	Total (col. 9+10)
1	2	3	4	5	6	7	8	9	10	11
1	0.02 - 0.5	129	5	-	-	-	-	-	-	-
2	0.5 - 1.0	-	-	-	-	-	-	-	-	-
3	1.0 - 2.0	-	-	-	-	-	-	-	-	-
4	2.0 - 3.0	-	-	-	-	-	-	-	-	-
5	3.0 - 4.0	-	-	-	-	-	-	-	-	-
6	4.0 - 5.0	-	-	-	-	-	-	-	-	-
7	5.0 - 7.5	-	-	-	-	-	-	-	-	-
8	7.5 - 10.0	-	-	-	-	-	-	-	-	-
9	10.0 - 20.0	-	-	-	-	-	-	-	-	-
10	20.0 - 30.0	-	-	-	-	-	-	-	-	-
11	30.0 - 40.0	-	-	-	-	-	-	-	-	-
12	40.0 - 50.0	-	-	-	-	-	-	-	-	-
13	50.0 & above	-	-	-	-	-	-	-	-	-
	All sizes	129	5	-	-	-	-	-	-	-

Jr/



State: Kerala

: 489 :

District: Trichur

Total 5 (B) Number of wells and tube wells Scheduled Tribe

Sl. No.	Size class (Ha)	Total holdings		No. of wells in use.			No. of tube wells			
		No.	Area	Witho pump sets	Without pump sets	Total (col. 5+6)	Not in use	Diesel	Electric	Total (col. 9+10)
1	2	3	4	5	6	7	8	9	10	11
1	0.02 - 0.5	448	41	-	-	133	-	-	-	-
2	0.5 - 1.0	-	-	-	-	-	-	-	-	-
3	1.0 - 2.0	-	-	-	-	-	-	-	-	-
4	2.0 - 3.0	-	-	-	-	-	-	-	-	-
5	3.0 - 4.0	-	-	-	-	-	-	-	-	-
6	4.0 - 5.0	-	-	-	-	-	-	-	-	-
7	5.0 - 7.5	-	-	-	-	-	-	-	-	-
8	7.5 - 10.0	-	-	-	-	-	-	-	-	-
9	10.0 - 20.0	-	-	-	-	-	-	-	-	-
10	20.0 - 30.0	-	-	-	-	-	-	-	-	-
11	30.0 - 40.0	-	-	-	-	-	-	-	-	-
12	40.0 - 50.0	-	-	-	-	-	-	-	-	-
13	50.0 & above	-	-	-	-	-	-	-	-	-
All sizes		448	41	-	-	133	-	-	-	-



State: Kerala


: 490 :

District: Palghat  
(Scheduled tribes)

Table 5 (B) Number of wells and tube wells

Sl. No.	Size class (Ha)	Total holdings		No. of wells				No. of tube wells		
		No.	Area	with pump-sets	without pump-sets	Total (col. 5+6)	Not in use	Diesel	Electric	Total (col. 9+10)
1	2	3	4	5	6	7	8	9	10	11
1	0.02 - 0.5	4364	196	-	-	-	-	-	-	-
2	0.5 - 1.0	-	-	-	-	-	-	-	-	-
3	1.0 - 2.0	-	-	-	-	-	-	-	-	-
4	2.0 - 3.0	-	-	-	-	-	-	-	-	-
5	3.0 - 4.0	-	-	-	-	-	-	-	-	-
6	4.0 - 5.0	-	-	-	-	-	-	-	-	-
7	5.0 - 7.5	-	-	-	-	-	-	-	-	-
8	7.5 - 10.0	-	-	-	-	-	-	-	-	-
9	10.0 - 20.0	-	-	-	-	-	-	-	-	-
10	20.0 - 30.0	-	-	-	-	-	-	-	-	-
11	30.0 - 40.0	-	-	-	-	-	-	-	-	-
12	40.0 - 50.0	-	-	-	-	-	-	-	-	-
13	50.0 & above	-	-	-	-	-	-	-	-	-
All sizes		4364	196	-	-	-	-	-	-	-

Jr/-





State: Kerala

: 491 :

District: Malappuram  
(Scheduled Tribes)

Table 5 (B) Number of wells and tube wells

Hh. No.	Size class (Ha)	Total holdings		No. of wells in use				No. of tube wells		
		No.	Area	With pump sets	Without pump sets	Total (col. 5+6)	Not in use	Diesel	Electric	Total (col. 9+10)
1	2	3	4	5	6	7	8	9	10	11
1	0.02 - 0.5	1212	161	-	-	-	-	-	-	-
2	0.5 - 1.0	63	59	-	-	-	-	-	-	-
3	1.0 - 2.0	16	23	-	-	-	-	-	-	-
4	2.0 - 3.0	159	323	-	-	-	-	-	-	-
5	3.0 - 4.0	-	-	-	-	-	-	-	-	-
6	4.0 - 5.0	-	-	-	-	-	-	-	-	-
7	5.0 - 7.5	-	-	-	-	-	-	-	-	-
8	7.5 - 10.0	-	-	-	-	-	-	-	-	-
9	10.0 - 20.0	-	-	-	-	-	-	-	-	-
10	20.0 - 30.0	-	-	-	-	-	-	-	-	-
11	30.0 - 40.0	-	-	-	-	-	-	-	-	-
12	40.0 - 50.0	-	-	-	-	-	-	-	-	-
13	50.0 & above	-	-	-	-	-	-	-	-	-
All sizes		1450	566	-	-	-	-	-	-	-



State: Kerala

: 492 :

District: Kozhikode  
(Scheduled Tribes)

Table 5 (B) Number of wells and tube wells

Sl. No.	Size class (Ha)	Total holdings		No. of wells in use				No. of tube wells		
		No.	Area	With pump-sets	Without pump-sets	Total (col: 5+6)	Not in use	Diesel	Electric	Total (Col. 9+10)
1	2	3	4	5	6	7	8	9	10	11
1	0.02 - 0.5	1059	103	-	-	-	-	-	-	-
2	0.5 - 1.0	732	556	-	-	-	-	-	-	-
3	1.0 - 2.0	230	310	-	-	-	-	-	-	-
4	2.0 - 3.0	-	-	-	-	-	-	-	-	-
5	3.0 - 4.0	-	-	-	-	-	-	-	-	-
6	4.0 - 5.0	-	-	-	-	-	-	-	-	-
7	5.0 - 7.5	-	-	-	-	-	-	-	-	-
8	7.5 - 10.0	-	-	-	-	-	-	-	-	-
9	10.0 - 20.0	-	-	-	-	-	-	-	-	-
10	20.0 - 30.0	-	-	-	-	-	-	-	-	-
11	30.0 - 40.0	-	-	-	-	-	-	-	-	-
12	40.0 - 50.0	-	-	-	-	-	-	-	-	-
13	50.0 & above	-	-	-	-	-	-	-	-	-
All sizes		2021	969	-	-	-	-	-	-	-

[Illegible scribbled text]

[Illegible scribbled text]

[Illegible scribbled text]

State: Kerala

District: Wyanad  
Scheduled Tribes

Table 5(B) Number of wells and tubes wells

Sl. No.	Size class (Ha)	Total Holdings		No. of wells			No. of tube wells			
		No.	Area	With pump-sets	Without pump-sets	Total (col. 5+6)	Not in use	Diesel	Electric	Total (col. 9+10)
1	2	3	4	5	6	7	8	9	10	11
1	0.02 - 0.5	5472	1112	-	-	-	-	-	-	-
2	0.5 - 1.0	2058	1528	-	-	-	-	-	-	-
3	1.0 - 2.0	2661	3652	-	-	-	-	-	-	-
4	2.0 - 3.0	754	1812	-	-	-	-	-	-	-
5	3.0 - 4.0	295	1037	-	-	-	-	-	-	-
6	4.0 - 5.0	120	505	-	-	-	-	-	-	-
7	5.0 - 7.5	179	991	-	-	-	-	-	-	-
8	7.5 - 10.0	67	634	-	-	-	-	-	-	-
9	10.0 - 20.0	188	2952	-	-	-	-	-	-	-
10	20.0 - 30.0	-	-	-	-	-	-	-	-	-
11	30.0 - 40.0	-	-	-	-	-	-	-	-	-
12	40.0 - 50.0	-	-	-	-	-	-	-	-	-
13	50.0 & above	-	-	-	-	-	-	-	-	-
All sizes		11794	14223	-	-	-	-	-	-	-

State: Kerala

: 494 :

District: Cannanore  
Scheduled tribes

Table 5 (B) Number of wells and tube wells

Sl. No.	Size class (Ha)	Total holdings		No. of wells in use				No. of tube wells		
		No.	Area	With pump-sets	Without pump-sets	Total (col. 5+6)	Not in use	Diesel	Electric	Total (col. 9+10)
1	2	3	4	5	6	7	8	9	10	11
1	0.02 - 0.5	2635	787	-	-	163	-	-	-	-
2	0.5 - 1.0	3367	2213	-	-	493	-	-	-	-
3	1.0 - 2.0	1295	1902	-	-	-	-	-	-	-
4	2.0 - 3.0	153	362	-	-	-	-	-	-	-
5	3.0 - 4.0	-	-	-	-	-	-	-	-	-
6	4.0 - 5.0	-	-	-	-	-	-	-	-	-
7	5.0 - 7.5	-	-	-	-	-	-	-	-	-
8	7.5 - 10.0	-	-	-	-	-	-	-	-	-
9	10.0 - 20.0	-	-	-	-	-	-	-	-	-
10	20.0 - 30.0	-	-	-	-	-	-	-	-	-
11	30.0 - 40.0	-	-	-	-	-	-	-	-	-
12	40.0 - 50.0	-	-	-	-	-	-	-	-	-
13	50.0 & above	-	-	-	-	-	-	-	-	-
All sizes		7450	5264	-	-	656	-	-	-	-

Jr/

Table: 6 - Irrigated and unirrigated area under different crops.  
.....

State: Kerala


Individual +  
Institutional  
Scheduled Tribe

Sl. No.	Size Class (Ha)	Total hold-ings		Gross cropped area			No. of hold-ings	Paddy			Pepper			
		No.	Area	Irri-gated	Unirri-gated	To-tal		Area			No. of hold-ings	Area		
								Irri-gated	Unir-riga-tal	To-tal		Irri-gated	Un-irri-gated	Total
3	4	5	6	7	8	9	10	11	12	13	14	15		
1.	0.02 - 0.5	21171	3308	132	3595	3727	786	35	310	345	8871	11	336	347
2.	0.5 - 1.0	7900	5533	598	4521	5119	1610	397	810	1207	3476	..	421	421
3.	1.0 - 2.0	5624	7757	88	5895	5983	1047	87	1629	1716	3167	..	465	465
4.	2.0 - 3.0	1213	2863	243	2562	2805	491	243	1109	1352	804	..	85	85
5.	3.0 - 4.0	405	1421	150	1122	1272	295	150	400	550	298	..	77	77
6.	4.0 - 5.0	248	1123	77	1139	1216	120	77	385	462	140	..	36	36
7.	5.0 - 7.5	179	991	43	1013	1061	120	43	504	547	126	..	52	52
8.	7.5 - 10.0	67	634	95	574	599	67	95	228	323	67	..	62	62
9.	10.0 - 20.0	188	2952	43	3333	3276	120	43	1408	1451	188	..	50	50
10.	20.0 - 30.0	..	..	..	..	..	..	..	..	..	..	..	..	..
11.	30.0 - 40.0	..	..	..	..	..	..	..	..	..	..	..	..	..
12.	40.0 - 50.0	..	..	..	..	..	..	..	..	..	..	..	..	..
13.	50.0 & above	..	..	..	..	..	..	..	..	..	..	..	..	..
	All sizes	36995	26590	1469	2589	25058	4656	1170	6783	7953	17137	11	1584	1595

State: Kerala

Sl. No.	Size class (Ha)	Cardamom				Areca nut				Total spices & Condiments		
		No. of holdings	Irrigated	Unirrigated	Total	No. of holdings	Irrigated	Unirrigated	Total	Irrigated	Unirrigated	Total
1	2	16	17	18	19	20	21	22	23	24	25	26
1.	0.02 - 0.5	48	..	1	1	6140	70	54	124	81	391	472
2.	0.5 - 1.0	..	..	..	..	2801	20	50	70	20	471	491
3.	1.0 - 2.0	136	..	9	9	2417	..	92	92	..	566	566
4.	2.0 - 3.0	..	..	..	..	566	..	18	18	..	103	103
5.	3.0 - 4.0	52	..	5	5	351	..	6	6	..	88	88
6.	4.0 - 5.0	..	..	..	..	195	..	13	13	..	49	49
7.	5.0 - 7.5	..	..	..	..	120	..	1	1	..	53	53
8.	7.5 - 10.0	..	..	..	..	..	..	..	..	..	62	62
9.	10.0 - 20.0	..	..	..	..	188	..	8	8	..	58	58
10.	20.0 - 30.0	..	..	..	..	..	..	..	..	..	..	..
11.	30.0 - 40.0	..	..	..	..	..	..	..	..	..	..	..
12.	40.0 - 50.0	..	..	..	..	..	..	..	..	..	..	..
13.	50.0 & above	..	..	..	..	..	..	..	..	..	..	..
	All sizes	237	..	15	15	12778	90	242	332	101	1841	1942






State: Kerala

-: 497 :-


Sl. No.	Size Class (Ha)	Mango				Jack				Banana			
		No. of holdings	Irrigated	Un-irrigated	Total	No. of holdings	Irrigated	Un-irrigated	Total	No. of holdings	Irrigated	Un-irrigated	Total
1	2	27	28	29	30	31	32	33	34	35	36	37	38
1.	0.02 - 0.5	7144	0	79	79	9062	..	186	186	5742	2	176	178
2.	0.5 - 1.0	4767	..	136	136	5281	..	142	142	3354	40	216	256
3.	1.0 - 2.0	3597	..	69	69	3818	..	206	206	2461	1	68	69
4.	2.0 - 3.0	716	..	18	18	691	..	35	35	543	..	43	43
5.	3.0 - 4.0	351	..	18	18	351	..	34	34	245	..	6	6
6.	4.0 - 5.0	195	..	7	7	195	..	25	25	140	..	1	1
7.	5.0 - 7.5	120	..	2	2	120	..	7	7	67	..	2	2
8.	7.5 - 10.0	67	..	1	1	67	..	3	3	67	..	1	1
9.	10.0 - 20.0	188	..	41	41	188	..	43	43	135	..	5	5
10.	20.0 - 30.0	..	..	..	..	..	..	..	..	..	..	..	..
11.	30.0 - 40.0	..	..	..	..	..	..	..	..	..	..	..	..
12.	40.0 - 50.0	..	..	..	..	..	..	..	..	..	..	..	..
13.	50.0 & above	..	..	..	..	..	..	..	..	..	..	..	..
	All sizes	17145	0	371	371	19773	..	681	681	12754	43	518	561







State: Kerala

Sl. No.	Size Class (Ha)	No. of holdings	Cashewnut			Total fruits			Tapioca			
			Irri-gated	Un-irri-gated	Total	Irri-gated	Un-irri-gated	Total	No. of holdings	Irri-gated	Un-irri-gated	Total
1	2	39	40	41	42	43	44	45	46	47	48	49
1.	0.02 - 0.5	4323	0	426	426	2	867	869	6475	3	650	653
2.	0.5 - 1.0	4198	..	348	348	40	842	882	2851	..	353	353
3.	1.0 - 2.0	2172	..	286	286	1	629	630	1551	..	196	196
4.	2.0 - 3.0	358	..	326	326	..	422	422	498	..	66	66
5.	3.0 - 4.0	110	..	8	8	..	66	66	190	..	10	10
6.	4.0 - 5.0	73	..	9	9	..	42	42	128	..	9	9
7.	5.0 - 7.5	..	..	..	..	..	11	11	..	..	..	..
8.	7.5 - 10.0	..	..	..	..	..	5	5	..	..	..	..
9.	10.0 - 20.0	..	..	..	..	..	89	89	67	..	82	82
10.	20.0 - 30.0	..	..	..	..	..	..	..	..	..	..	..
11.	30.0 - 40.0	..	..	..	..	..	..	..	..	..	..	..
12.	40.0 - 50.0	..	..	..	..	..	..	..	..	..	..	..
13.	50.0 & above	..	..	..	..	..	..	..	..	..	..	..
	All sizes	11234	0	1403	1403	43	2973	3016	11760	3	1366	1369



















State: Kerala

Sl. No.	Size Class (Ha)	Other Food Crops			Total Food Crops			Coconut				
		No. of holdings	Irrigated	Un-irrigated	Total	Irrigated	Un-irrigated	Total	No. of holdings	Irrigated	Un-irrigated	Total
1	2	50	51	52	53	54	55	56	57	58	59	60
1.	0.02 - 0.5	2680	1	152	153	122	2370	2492	10738	10	311	321
2.	0.5 - 1.0	2254	..	334	334	457	2810	3267	5561	141	574	715
3.	1.0 - 2.0	1844	..	321	321	88	3341	3429	4047	..	603	603
4.	2.0 - 3.0	346	..	128	128	243	1828	2071	908	..	75	75
5.	3.0 - 4.0	81	..	10	10	150	574	724	298	..	116	116
6.	4.0 - 5.0	116	..	94	94	77	579	656	195	..	67	67
7.	5.0 - 7.5	32	..	13	13	43	581	624	179	..	4	4
8.	7.5 - 10.0	..	..	..	..	95	295	390	67	..	0	0
9.	10.0 - 20.0	113	..	342	342	43	1979	2022	188	..	16	16
10.	20.0 - 30.0	..	..	..	..	..	..	..	..	..	..	..
11.	30.0 - 40.0	..	..	..	..	..	..	..	..	..	..	..
12.	40.0 - 50.0	..	..	..	..	..	..	..	..	..	..	..
13.	50.0 & above	..	..	..	..	..	..	..	..	..	..	..
	All sizes	7466	1	1394	1395	1318	14357	15675	22181	151	1766	1917




--: 500 :-

Sl. No.	Size Class (Ha)	Tea				Coffee				Rubber			
		No. of holdings	Irrigated	Un-irrigated	Total	No. of holdings	Irrigated	Un-irrigated	Total	No. of holdings	Irrigated	Un-irrigated	Total
1	2	61	62	63	64	65	66	67	68	69	70	71	72
1.	0.02- 0.5	61	..	24	24	5667	..	634	634	900	..	154	154
2.	0.5 - 1.0	..	..	..	..	2809	..	670	670	752	..	245	245
3.	1.0 - 2.0	..	..	..	..	3103	..	1226	1226	1055	..	511	511
4.	2.0 - 3.0	..	..	..	..	776	..	498	498	147	..	76	76
5.	3.0 - 4.0	..	..	..	..	404	..	339	339	110	..	86	86
6.	4.0 - 5.0	..	..	..	..	248	..	148	148	128	..	283	283
7.	5.0 - 7.5	..	..	..	..	179	..	425	425	..	..	..	..
8.	7.5 - 10.0	..	..	..	..	67	..	209	209	..	..	..	..
9.	10.0 - 20.0	..	..	..	..	188	..	1010	1010	..	..	..	..
10.	20.0 - 30.0	..	..	..	..	..	..	..	..	..	..	..	..
11.	30.0 - 40.0	..	..	..	..	..	..	..	..	..	..	..	..
12.	40.0 - 50.0	..	..	..	..	..	..	..	..	..	..	..	..
13.	50.0 & above	..	..	..	..	..	..	..	..	..	..	..	..
	All sizes	61	..	24	24	13441	..	5159	5159	3092	..	1355	1355



Sl. No.	Size Class (Ha)	Other Non-food crops			Total Non-food crops			
		No. of holdings	Irrigated	Unirrigated	Total	Irrigated	Unirrigated	Total
1	2	73	74	75	76	77	78	79
1.	0.02 - 0.5	1787	..	102	102	10	1225	1235
2.	0.5 - 1.0	1502	..	222	222	141	1711	1852
3.	1.0 - 2.0	1230	..	214	214	..	2554	2554
4.	2.0 - 3.0	230	..	85	85	..	734	734
5.	3.0 - 4.0	54	..	7	7	..	548	548
6.	4.0 - 5.0	77	..	62	62	..	560	560
7.	5.0 - 7.5	21	..	8	8	..	437	437
8.	7.5 - 10.0	..	..	..	..	..	209	209
9.	10.0 - 20.0	75	..	228	228	..	1254	1254
10.	20.0 - 30.0	..	..	..	..	..	..	..
11.	30.0 - 40.0	..	..	..	..	..	..	..
12.	40.0 - 50.0	..	..	..	..	..	..	..
13.	50.0 & above	..	..	..	..	..	..	..
	All sizes	4975	..	928	928	151	9232	9383





State: Kerala


Individual + Institutional  
District: Trivandrum

Table 6. Irrigated &amp; Unirrigated area under different crops (Area in hectares)

Sl. No.	Size class (Ha)	Total holdings		Gross cropped area			Paddy			Pepper				
		No.	Area	Irrigated	Unirrigated	Total	No. of holdings	Irrigated	Unirrigated	Total	No. of holdings	Irrigated	Unirrigated	Total
1	2	3	4	5	6	7	8	9	10	11	12	13	14	15
1	0.02 - 0.5	1876	187	6	250	256	49	5	-	5	314	-	13	13
2	0.5 - 1.0	139	100	-	140	140	-	-	-	-	42	-	2	2
3	1.0 - 2.0	36	69	-	68	68	-	-	-	-	-	-	-	-
4	2.0 - 3.0	-	-	-	-	-	-	-	-	-	-	-	-	-
5	3.0 - 4.0	-	-	-	-	-	-	-	-	-	-	-	-	-
6	4.0 - 5.0	-	-	-	-	-	-	-	-	-	-	-	-	-
7	5.0 - 7.5	-	-	-	-	-	-	-	-	-	-	-	-	-
8	7.5 - 10.0	-	-	-	-	-	-	-	-	-	-	-	-	-
9	10.0 - 20.0	-	-	-	-	-	-	-	-	-	-	-	-	-
10	20.0 - 30.0	-	-	-	-	-	-	-	-	-	-	-	-	-
11	30.0 - 40.0	-	-	-	-	-	-	-	-	-	-	-	-	-
12	40.0 - 50.0	-	-	-	-	-	-	-	-	-	-	-	-	-
13	50.0 & above	-	-	-	-	-	-	-	-	-	-	-	-	-
All sizes		2051	356	6	458	464	49	5	-	5	356	-	15	15


Jr/

Sl. No.	Size class (Ha)	Cardamom				Arecanut				Total spices & condiments		
		No. of holdings	Irrigated	Unirrigated	Total	No. of holdings	Irrigated	Unirrigated	Total	Irrigated	Unirrigated	Total
1	2	16	17	18	19	20	21	22	23	24	25	26
1	0.02 - 0.5	-	-	-	-	742	-	17	17	-	30	30
2	0.5 - 1.0	-	-	-	-	139	-	24	24	-	26	26
3	1.0 - 2.0	-	-	-	-	36	-	7	7	-	7	7
4	2.0 - 3.0	-	-	-	-	-	-	-	-	-	-	-
5	3.0 - 4.0	-	-	-	-	-	-	-	-	-	-	-
6	4.0 - 5.0	-	-	-	-	-	-	-	-	-	-	-
7	5.0 - 7.5	-	-	-	-	-	-	-	-	-	-	-
8	7.5 - 10.0	-	-	-	-	-	-	-	-	-	-	-
9	10.0 - 20.0	-	-	-	-	-	-	-	-	-	-	-
10	20.0 - 30.0	-	-	-	-	-	-	-	-	-	-	-
11	30.0 - 40.0	-	-	-	-	-	-	-	-	-	-	-
12	40.0 - 50.0	-	-	-	-	-	-	-	-	-	-	-
13	50.0 & above	-	-	-	-	-	-	-	-	-	-	-
All sizes		-	-	-	-	917	-	48	48	-	63	63




Sl. No.	Size class (Ha)	Mango				Jack				Banana			
		No. of hold-ings	Irri-gated	Unirri-gated	Total	No. of hold-ings	Irri-gated	Unirri-gated	Total	No. of hold-ings	Irri-gated	Unirri-gated	Total
1	2	27	28	29	30	31	32	33	34	35	36	37	38
1	0.02 - 0.5	909	0	10	10	867	-	21	21	1003	1	32	33
2	0.5 - 1.0	90	-	1	1	90	-	1	1	90	-	21	21
3	1.0 - 2.0	-	-	-	-	-	-	-	-	-	-	-	-
4	2.0 - 3.0	-	-	-	-	-	-	-	-	-	-	-	-
5	3.0 - 4.0	-	-	-	-	-	-	-	-	-	-	-	-
6	4.0 - 5.0	-	-	-	-	-	-	-	-	-	-	-	-
7	5.0 - 7.5	-	-	-	-	-	-	-	-	-	-	-	-
8	7.5 - 10.0	-	-	-	-	-	-	-	-	-	-	-	-
9	10.0 - 20.0	-	-	-	-	-	-	-	-	-	-	-	-
10	20.0 - 30.0	-	-	-	-	-	-	-	-	-	-	-	-
11	30.0 - 40.0	-	-	-	-	-	-	-	-	-	-	-	-
12	40.0 - 50.0	-	-	-	-	-	-	-	-	-	-	-	-
13	50.0 & above	-	-	-	-	-	-	-	-	-	-	-	-
All sizes		909	0	11	11	957	-	22	22	1093	1	53	54

Jr/



Sl. No.	Size class (Ha)	Cashewnut				Total fruits			Papaya			
		No. of holdings	Irrigated	Unirrigated	Total	Irrigated	Unirrigated	Total	No. of holdings	Irrigated	Unirrigated	Total
1	2	39	40	41	42	43	44	45	46	47	48	49
1	0.02 - 0.5	251	-	4	4	1	67	68	1567	-	-	88
2	0.5 - 1.0	42	-	1	1	-	24	24	139	-	-	61
3	1.0 - 2.0	-	-	-	-	-	-	-	36	-	-	18
4	2.0 - 3.0	-	-	-	-	-	-	-	-	-	-	-
5	3.0 - 4.0	-	-	-	-	-	-	-	-	-	-	-
6	4.0 - 5.0	-	-	-	-	-	-	-	-	-	-	-
7	5.0 - 7.5	-	-	-	-	-	-	-	-	-	-	-
8	7.5 - 10.0	-	-	-	-	-	-	-	-	-	-	-
9	10.0 - 20.0	-	-	-	-	-	-	-	-	-	-	-
10	20.0 - 30.0	-	-	-	-	-	-	-	-	-	-	-
11	30.0 - 40.0	-	-	-	-	-	-	-	-	-	-	-
12	40.0 - 50.0	-	-	-	-	-	-	-	-	-	-	-
13	50.0 & above	-	-	-	-	-	-	-	-	-	-	-
All sizes		293	-	5	5	1	91	92	1742	-	-	167

Jr/



Sl. No.	Size class (Ha)	Other Food Crops			Total food crops			Coconut				
		No. of holdings	Irrigated	Unirrigated	Total	Irrigated	Unirrigated	Total	No. of holdings	Irrigated	Unirrigated	Total
1	2	50	51	52	53	54	55	56	57	58	59	60
1	0.02 - 0.5	88	-	4	4	6	189	195	1300	-	29	29
2	0.5 - 1.0	-	-	-	-	-	111	111	90	-	11	11
3	1.0 - 2.0	-	-	-	-	-	25	25	36	-	14	14
4	2.0 - 3.0	-	-	-	-	-	-	-	-	-	-	-
5	3.0 - 4.0	-	-	-	-	-	-	-	-	-	-	-
6	4.0 - 5.0	-	-	-	-	-	-	-	-	-	-	-
7	5.0 - 7.5	-	-	-	-	-	-	-	-	-	-	-
8	7.5 - 10.0	-	-	-	-	-	-	-	-	-	-	-
9	10.0 - 20.0	-	-	-	-	-	-	-	-	-	-	-
10	20.0 - 30.0	-	-	-	-	-	-	-	-	-	-	-
11	30.0 - 40.0	-	-	-	-	-	-	-	-	-	-	-
12	40.0 - 50.0	-	-	-	-	-	-	-	-	-	-	-
13	50.0 & above	-	-	-	-	-	-	-	-	-	-	-
All sizes		88	-	4	4	6	325	331	1426	-	54	54

Jr/



Sl. No.	Size Class (Ha)	Tea			Coffee			Rubber					
		No. of hold-ings	Irrigated	Unirri-gated	Total	No. of hold-ings	Irrigated	Unirri-gated	Total	No. of hold-ings	Irrigated	Un-irri-gated	Total
1	2	61	62	63	64	65	66	67	68	69	70	71	72
1	0.02 - 0.5	-	-	-	-	-	-	-	-	48	-	29	29
2	0.5 - 1.0	-	-	-	-	-	-	-	-	49	-	18	18
3	1.0 - 2.0	-	-	-	-	-	-	-	-	36	-	29	29
4	2.0 - 3.0	-	-	-	-	-	-	-	-	-	-	-	-
5	3.0 - 4.0	-	-	-	-	-	-	-	-	-	-	-	-
6	4.0 - 5.0	-	-	-	-	-	-	-	-	-	-	-	-
7	5.0 - 7.5	-	-	-	-	-	-	-	-	-	-	-	-
8	7.5 - 10.0	-	-	-	-	-	-	-	-	-	-	-	-
9	10.0 - 20.0	-	-	-	-	-	-	-	-	-	-	-	-
10	20.0 - 30.0	-	-	-	-	-	-	-	-	-	-	-	-
11	30.0 - 40.0	-	-	-	-	-	-	-	-	-	-	-	-
12	40.0 - 50.0	-	-	-	-	-	-	-	-	-	-	-	-
13	50.0 & above	-	-	-	-	-	-	-	-	-	-	-	-
All sizes		-	-	-	-	-	-	-	-	133	-	76	76

Sl. No.	Size Class (Ha)	Other Non-food Crops				Total Non-food Crops		
		No. of holdings	Irrigated	Unirrigated	Total	Irrigated	Unirrigated	Total
1	2	73	74	75	76	77	78	79
1	0.02 - 0.5	58	-	3	3	-	51	61
2	0.5 - 1.0	-	-	-	-	-	29	29
3	1.0 - 2.0	-	-	-	-	-	43	43
4	2.0 - 3.0	-	-	-	-	-	-	-
5	3.0 - 4.0	-	-	-	-	-	-	-
6	4.0 - 5.0	-	-	-	-	-	-	-
7	5.0 - 7.5	-	-	-	-	-	-	-
8	7.5 - 10.0	-	-	-	-	-	-	-
9	10.0 - 20.0	-	-	-	-	-	-	-
10	20.0 - 30.0	-	-	-	-	-	-	-
11	30.0 - 40.0	-	-	-	-	-	-	-
12	40.0 - 50.0	-	-	-	-	-	-	-
13	50.0 & above	-	-	-	-	-	-	-
All sizes		58	-	3	3	-	133	133

Table:6.


Irrigated & Unirrigated area under different crops (Area in hectares)

District: Quilon

Sl. No.	Size class (Ha)	Total holdings		Gross Cropped area			Paddy			Pepper			T O T A L	
		No.	Area	Irri- gated	Unirri- gated	Total	No.of hold- ings	Irri- gated	Unirri- gated	Total	No.of hold- ings	Irri- gated		Unirri- gated
1	2	3	4	5	6	7	8	9	10	11	12	13	14	15
1.	0.02 - 0.5	962	106	-	101	101	-	-	-	-	716	-	8	8
2.	0.5 - 1.0	43	24	-	28	28	43	-	14	14	-	-	-	-
3.	1.0 - 2.0	32	33	-	34	34	-	-	-	-	32	-	2	2
4.	2.0 - 3.0	-	-	-	-	-	-	-	-	-	-	-	-	-
5.	3.0 - 4.0	-	-	-	-	-	-	-	-	-	-	-	-	-
6.	4.0 - 5.0	-	-	-	-	-	-	-	-	-	-	-	-	-
7.	5.0 - 7.5	-	-	-	-	-	-	-	-	-	-	-	-	-
8.	7.5 - 10.0	-	-	-	-	-	-	-	-	-	-	-	-	-
9.	10.0 - 20.0	-	-	-	-	-	-	-	-	-	-	-	-	-
10.	20.0 - 30.0	-	-	-	-	-	-	-	-	-	-	-	-	-
11.	30.0 - 40.0	-	-	-	-	-	-	-	-	-	-	-	-	-
12.	40.0 - 50.0	-	-	-	-	-	-	-	-	-	-	-	-	-
13.	50.0 & above	-	-	-	-	-	-	-	-	-	-	-	-	-
All sizes		1037	165	-	163	163	43	14	14	14	748	-	10	10









Sl. No.	Size class (Ha)	Cardamom				Arecanut			Total spices & condiments			
		No. of holdings	Irrigated	Unirrigated	Total	No. of holdings	Irrigated	Unirrigated	Total	Irrigated	Unirrigated	Total
1	2	16	17	18	19	20	21	22	23	24	25	26
1.	0.0s - 0.5	-	-	-	-	111	-	1	1	-	9	9
2.	0.5 - 1.0	-	-	-	-	-	-	-	-	-	-	-
3.	1.0 - 2.0	-	-	-	-	32	-	1	1	-	3	3
4.	2.0 - 3.0	-	-	-	-	-	-	-	-	-	-	-
5.	3.0 - 4.0	-	-	-	-	-	-	-	-	-	-	-
6.	4.0 - 5.0	-	-	-	-	-	-	-	-	-	-	-
7.	5.0 - 7.5	-	-	-	-	-	-	-	-	-	-	-
8.	7.5 - 10.0	-	-	-	-	-	-	-	-	-	-	-
9.	10.0-20.0	-	-	-	-	-	-	-	-	-	-	-
10.	20.0 - 30.0	-	-	-	-	-	-	-	-	-	-	-
11.	30.0 - 40.0	-	-	-	-	-	-	-	-	-	-	-
12.	40.0 - 50.0	-	-	-	-	-	-	-	-	-	-	-
13.	50.0 & above	-	-	-	-	-	-	-	-	-	-	-
All sizes		-	-	-	-	143	-	2	2	-	12	12

kja





Sl. No.	Size class (Ha)	Mango			Jack			Banana			Total		
		No. of holdings	Irrigated	Unirrigated	No. of holdings	Irrigated	Unirrigated	No. of holdings	Irrigated	Unirrigated			
1	2	27	28	29	30	31	32	33	34	35	36	37	38
1.	0.02-0.5	466	-	4	4	602	-	3	3	262	-	5	5
2.	0.5 - 1.0	-	-	-	-	43	-	1	1	43	-	1	1
3.	1.0 - 2.0	32	-	0	0	32	-	1	1	32	-	2	2
4.	2.0 - 3.0	-	-	-	-	-	-	-	-	-	-	-	-
5.	3.0 - 4.0	-	-	-	-	-	-	-	-	-	-	-	-
6.	4.0 - 5.0	-	-	-	-	-	-	-	-	-	-	-	-
7.	5.0 - 7.5	-	-	-	-	-	-	-	-	-	-	-	-
8.	7.5 - 10.0	-	-	-	-	-	-	-	-	-	-	-	-
9.	10.0 - 20.0	-	-	-	-	-	-	-	-	-	-	-	-
10.	20.0 - 30.0	-	-	-	-	-	-	-	-	-	-	-	-
11.	30.0 - 40.0	-	-	-	-	-	-	-	-	-	-	-	-
12.	40.0 - 50.0	-	-	-	-	-	-	-	-	-	-	-	-
13.	50.0 & above	-	-	-	-	-	-	-	-	-	-	-	-
	All sizes	498	-	4	4	677	-	5	5	337	-	8	8



Sl. No.		Cashewnut			Total fruits			Tapioca				
		No. of holdings	Irrigated	Unirrigated	Total	Irrigated	Unirrigated	Total	No. of holdings	Irrigated	Unirrigated	Total
1	2	39	40	41	42	43	44	45	46	47	48	49
1.	0.02 - 0.5	679	-	9	9	-	21	21	800	-	45	45
2.	0.5 - 1.0	43	-	3	3	-	5	5	43	-	7	7
3.	1.0 - 2.0	32	-	2	2	-	5	5	32	-	3	3
4.	2.0 - 3.0	-	-	-	-	-	-	-	-	-	-	-
5.	3.0 - 4.0	-	-	-	-	-	-	-	-	-	-	-
6.	4.0 - 5.0	-	-	-	-	-	-	-	-	-	-	-
7.	5.0 - 7.5	-	-	-	-	-	-	-	-	-	-	-
8.	7.5 - 10.0	-	-	-	-	-	-	-	-	-	-	-
9.	10.0 - 20.0	-	-	-	-	-	-	-	-	-	-	-
10.	20.0 - 30.0	-	-	-	-	-	-	-	-	-	-	-
11.	30.0 - 40.0	-	-	-	-	-	-	-	-	-	-	-
12.	40.0 - 50.0	-	-	-	-	-	-	-	-	-	-	-
13.	50.0 - & above	-	-	-	-	-	-	-	-	-	-	-
	All sizes	754	-	14	14	-	31	31	875	-	55	55

kja

Sl. No.	Size class (Ha)	Other food crops			Total food crops			Coconut				
		No. of hld-ings	Irri-gated	Unirri-gated	Total	Irri-gated	Unirri-gated	Total	No. of hld-ings	Irri-gated	Unirri-gated	Total
I	2	50	51	52	53	54	55	56	57	58	59	60
1.	0.02 - 0.5	159	-	2	2	-	77	77	690	-	18	18
2.	0.5 - 1.0	-	-	-	-	-	26	26	43	-	2	2
3.	1.0 - 2.0	19	-	1	1	-	12	12	32	-	6	6
4.	2.0 - 3.0	-	-	-	-	-	-	-	-	-	-	-
5.	3.0 - 4.0	-	-	-	-	-	-	-	-	-	-	-
6.	4.0 - 5.0	-	-	-	-	-	-	-	-	-	-	-
7.	5.0 - 7.5	-	-	-	-	-	-	-	-	-	-	-
8.	7.5 - 10.0	-	-	-	-	-	-	-	-	-	-	-
9.	10.0 - 20.0	-	-	-	-	-	-	-	-	-	-	-
10.	20.0 - 30.0	-	-	-	-	-	-	-	-	-	-	-
11.	30.0 - 40.0	-	-	-	-	-	-	-	-	-	-	-
12.	40.0 - 50.0	-	-	-	-	-	-	-	-	-	-	-
13.	50.0 & above	-	-	-	-	-	-	-	-	-	-	-
	All sizes	178	-	3	3	-	115	115	765	-	26	26

kja

Sl. No.	Size class (Ha)	Tea				Coffee				Rubber		
		No. of holdings	Irrigated	Unirrigated	Total	No. of holdings	Irrigated	Unirrigated	Total	No. of holdings	Irrigated	Unirrigated
1	2	61	62	63	64	65	66	67	68	69	70	71
1.	0.02 - 0.5	-	-	-	-	-	-	-	-	42	-	5
2.	0.5 - 1.0	-	-	-	-	-	-	-	-	-	-	-
3.	1.0 - 2.0	-	-	-	-	-	-	-	-	-	-	-
4.	2.0 - 3.0	-	-	-	-	-	-	-	-	32	-	15
5.	3.0 - 4.0	-	-	-	-	-	-	-	-	-	-	-
6.	4.0 - 5.0	-	-	-	-	-	-	-	-	-	-	-
7.	5.0 - 7.5	-	-	-	-	-	-	-	-	-	-	-
8.	7.5 - 10.0	-	-	-	-	-	-	-	-	-	-	-
9.	10.0 - 20.0	-	-	-	-	-	-	-	-	-	-	-
10.	20.0 - 30.0	-	-	-	-	-	-	-	-	-	-	-
11.	30.0 - 40.0	-	-	-	-	-	-	-	-	-	-	-
12.	40.0 - 50.0	-	-	-	-	-	-	-	-	-	-	-
13.	50.0 & above	-	-	-	-	-	-	-	-	-	-	-
	All sizes	-	-	-	-	-	-	-	-	74	-	20

kja

Sl. No.	Size class (Ha)	No. of hld-ings	Other Non-food crops			Total Non-food crops		
			Irrigated	Unirrigated	Total	Irrigated	Unirrigated	Total
1	2	73	74	75	76	87	78	79
1.	0.02 - 0.5	106	-	1	1	-	24	24
2.	0.5 - 1.0	-	-	-	-	-	2	2
3.	1.0 - 2.0	13	-	1	1	-	22	22
4.	2-0 - 3.0	-	-	-	-	-	-	-
5.	3.0 - 4.0	-	-	-	-	-	-	-
6.	4.0 - 5.0	-	-	-	-	-	-	-
7.	5.0 - 7.5	-	-	-	-	-	-	-
8.	7.5 - 10.0	-	-	-	-	-	-	-
9.	10.0 - 20.0	-	-	-	-	-	-	-
10.	20.0 - 30.0	-	-	-	-	-	-	-
11.	30.0 - 40.0	-	-	-	-	-	-	-
12.	40.0 - 50.0	-	-	-	-	-	-	-
13.	50.0 & above	-	-	-	-	-	-	-
	All sizes	119	-	2	2	-	48	48

kja

: 516:


Individual + Institutional  
(ST)

Table: 6 - Irrigated &amp; Unirrigated area under different crops (Area in Hectares)

State: Kerala

District: Alleppey


Sl. No.	Size Class (Ha)	Total holdings		Gross cropped area			Paddy			Pepper				
		No.	Area	Irri-gated	Unirri-gated	Total	No. of holdings	Irri-gated	Unirri-gated	Total	No. of holdings	Irri-gated	Unirri-gated	Total
1	2	3	4	5	6	7	8	9	10	11	12	13	14	15
1.	0.02 - 0.5	591	61	6	49	55	-	-	-	-	-	-	-	-
2.	0.5 - 1.0	-	-	-	-	-	-	-	-	-	-	-	-	-
3.	1.0 - 2.0	-	-	-	-	-	-	-	-	-	-	-	-	-
4.	2.0 - 3.0	-	-	-	-	-	-	-	-	-	-	-	-	-
5.	3.0 - 4.0	-	-	-	-	-	-	-	-	-	-	-	-	-
6.	4.0 - 5.0	-	-	-	-	-	-	-	-	-	-	-	-	-
7.	5.0 - 7.5	-	-	-	-	-	-	-	-	-	-	-	-	-
8.	7.5 - 10.0	-	-	-	-	-	-	-	-	-	-	-	-	-
9.	10.0 - 20.0	-	-	-	-	-	-	-	-	-	-	-	-	-
10.	20.0 - 30.0	-	-	-	-	-	-	-	-	-	-	-	-	-
11.	30.0 - 40.0	-	-	-	-	-	-	-	-	-	-	-	-	-
12.	40.0 - 50.0	-	-	-	-	-	-	-	-	-	-	-	-	-
13.	50.0 & above	-	-	-	-	-	-	-	-	-	-	-	-	-
	All sizes	591	61	6	49	55	-	-	-	-	-	-	-	-





Sl. No.	Size Class (Ha)	Cardamom				Arecanut				Total spices and condiments		
		No. of holdings	Irrigated	Unirrigated	Total	No. of holdings	Irrigated	Unirrigated	Total	Irrigated	Unirrigated	Total
1	2	16	17	18	19	20	21	22	23	24	25	26
1.	0.02 - 0.5	-	-	-	-	296	0	1	1	0	1	1
2.	0.5 - 1.0	-	-	-	-	-	-	-	-	-	-	-
3.	1.0 - 2.0	-	-	-	-	-	-	-	-	-	-	-
4.	2.0 - 3.0	-	-	-	-	-	-	-	-	-	-	-
5.	3.0 - 4.0	-	-	-	-	-	-	-	-	-	-	-
6.	4.0 - 5.0	-	-	-	-	-	-	-	-	-	-	-
7.	5.0 - 7.5	-	-	-	-	-	-	-	-	-	-	-
8.	7.5 - 10.0	-	-	-	-	-	-	-	-	-	-	-
9.	10.0 - 20.0	-	-	-	-	-	-	-	-	-	-	-
10.	20.0 - 30.0	-	-	-	-	-	-	-	-	-	-	-
11.	30.0 - 40.0	-	-	-	-	-	-	-	-	-	-	-
12.	40.0 - 50.0	-	-	-	-	-	-	-	-	-	-	-
13.	50.0 & above	-	-	-	-	-	-	-	-	-	-	-
	All sizes	-	-	-	-	296	0	1	1	0	1	1

Sl. No.	Size Class (Ha)	Mango			Jack			Banana					
		No. of hold-ings	Irrigated	Unirrigated	Total	No. of hold-ings	Irrigated	Unirrigated	Total	No. of hold-ings	Irrigated	Unirrigated	Total
1	2	27	28	29	30	31	32	33	34	35	36	37	38
1.	0.02 - 0.5	49	-	0	0	49	-	1	1	149	-	1	1
2.	0.5 - 1.0	-	-	-	-	-	-	-	-	-	-	-	-
3.	1.0 - 2.0	-	-	-	-	-	-	-	-	-	-	-	-
4.	2.0 - 3.0	-	-	-	-	-	-	-	-	-	-	-	-
5.	3.0 - 4.0	-	-	-	-	-	-	-	-	-	-	-	-
6.	4.0 - 5.0	-	-	-	-	-	-	-	-	-	-	-	-
7.	5.0 - 7.5	-	-	-	-	-	-	-	-	-	-	-	-
8.	7.5 - 10.0	-	-	-	-	-	-	-	-	-	-	-	-
9.	10.0 - 20.0	-	-	-	-	-	-	-	-	-	-	-	-
10.	20.0 - 30.0	-	-	-	-	-	-	-	-	-	-	-	-
11.	30.0 - 40.0	-	-	-	-	-	-	-	-	-	-	-	-
12.	40.0 - 50.0	-	-	-	-	-	-	-	-	-	-	-	-
13.	50.0 & above	-	-	-	-	-	-	-	-	-	-	-	-
All sizes		49	-	0	0	49	-	1	1	149	-	1	1




Sl. No.	Size Class (Ha)	Cashewnut			Total fruits.			Tapioca				
		No. of hold-ings	Irrigated	Unirrigated	Total	Irrigated	Unirrigated	Total	No. of hold-ings	Irrigated	Unirrigated	Total
1	2	39	40	41	42	43	44	45	46	47	48	49
1.	0.2 - 0.5	99	0	1	1	-	3	3	296	3	15	18
2.	0.5 - 1.0	-	-	-	-	-	-	-	-	-	-	-
3.	1.0 - 2.0	-	-	-	-	-	-	-	-	-	-	-
4.	2.0 - 3.0	-	-	-	-	-	-	-	-	-	-	-
5.	3.0 - 4.0	-	-	-	-	-	-	-	-	-	-	-
6.	4.0 - 5.0	-	-	-	-	-	-	-	-	-	-	-
7.	5.0 - 7.5	-	-	-	-	-	-	-	-	-	-	-
8.	7.5 - 10.0	-	-	-	-	-	-	-	-	-	-	-
9.	10.0 - 20.0	-	-	-	-	-	-	-	-	-	-	-
10.	20.0 - 30.0	-	-	-	-	-	-	-	-	-	-	-
11.	30.0 - 40.0	-	-	-	-	-	-	-	-	-	-	-
12.	40.0 - 50.0	-	-	-	-	-	-	-	-	-	-	-
13.	50.0 & above	-	-	-	-	-	-	-	-	-	-	-
	All sizes	99	0	1	1	-	3	3	296	3	15	18



: 520 ;

Sl. No.	Size Class (Ha)	Other Food crops			Total food crops			Coconut				
		No. of hold-ings	Irri-gated	Unirri-gated	Total	Irri-gated	Unirri-gated	Total	No. of hold-ings	Irri-gated	Unirri-gated	Total
1	2	50	51	52	53	54	55	56	57	58	59	60
1.	0.02 - 0.5	59	1	1	2	4	20	24	591	2	29	31
2.	0.5 - 1.0	-	-	-	-	-	-	-	-	-	-	-
3.	1.0 - 2.0	-	-	-	-	-	-	-	-	-	-	-
4.	2.0 - 3.0	-	-	-	-	-	-	-	-	-	-	-
5.	3.0 - 4.0	-	-	-	-	-	-	-	-	-	-	-
6.	4.0 - 5.0	-	-	-	-	-	-	-	-	-	-	-
7.	5.0 - 7.5	-	-	-	-	-	-	-	-	-	-	-
8.	7.5 - 10.0	-	-	-	-	-	-	-	-	-	-	-
9.	10.0 - 20.0	-	-	-	-	-	-	-	-	-	-	-
10.	20.0 - 30.0	-	-	-	-	-	-	-	-	-	-	-
11.	30.0 - 40.0	-	-	-	-	-	-	-	-	-	-	-
12.	40.0 - 50.0	-	-	-	-	-	-	-	-	-	-	-
13.	50.0 & above	-	-	-	-	-	-	-	-	-	-	-
All sizes		59	1	1	2	4	20	24	591	2	29	31



Sl. No.	Size Class (Ha)	Tea				Coffee				Rubber			
		No. of hold-ings	Irri-gated	Unirri-gated	Total	No. of hold-ings	Irri-gated	Unirri-gated	Total	No. of hold-ings	Irri-gated	Unirri-gated	Total
1	2	61	62	63	64	65	66	67	68	69	70	71	72
1.	0.02 - 0.5	-	-	-	-	-	-	-	-	-	-	-	-
2.	0.5 - 1.0	-	-	-	-	-	-	-	-	-	-	-	-
3.	1.0 - 2.0	-	-	-	-	-	-	-	-	-	-	-	-
4.	2.0 - 3.0	-	-	-	-	-	-	-	-	-	-	-	-
5.	3.0 - 4.0	-	-	-	-	-	-	-	-	-	-	-	-
6.	4.0 - 5.0	-	-	-	-	-	-	-	-	-	-	-	-
7.	5.0 - 7.5	-	-	-	-	-	-	-	-	-	-	-	-
8.	7.5 - 10.0	-	-	-	-	-	-	-	-	-	-	-	-
9.	10.0 - 20.0	-	-	-	-	-	-	-	-	-	-	-	-
10.	20.0 - 30.0	-	-	-	-	-	-	-	-	-	-	-	-
11.	30.0 - 40.0	-	-	-	-	-	-	-	-	-	-	-	-
12.	40.0 - 50.0	-	-	-	-	-	-	-	-	-	-	-	-
13.	50.0 & above	-	-	-	-	-	-	-	-	-	-	-	-
	All sizes	-	-	-	-	-	-	-	-	-	-	-	-



Sl. No.	Size Class (Ha)	Other Non-food crops			Total Non-food crops			
		No. of holdings	Irrigated	Un-irrigated	Total	Irrigated	Unirrigated	Total
1	2	73	74	75	76	77	78	79
1.	0.02 - 0.5	40	0	0	0	2	29	31
2.	0.5 - 1.0	-	-	-	-	-	-	-
3.	1.0 - 2.0	-	-	-	-	-	-	-
4.	2.0 - 3.0	-	-	-	-	-	-	-
5.	3.0 - 4.0	-	-	-	-	-	-	-
6.	4.0 - 5.0	-	-	-	-	-	-	-
7.	5.0 - 7.5	-	-	-	-	-	-	-
8.	7.5 - 10.0	-	-	-	-	-	-	-
9.	10.0 - 20.0	-	-	-	-	-	-	-
10.	20.0 - 30.0	-	-	-	-	-	-	-
11.	30.0 - 40.0	-	-	-	-	-	-	-
12.	40.0 - 50.0	-	-	-	-	-	-	-
13.	50.0 & above	-	-	-	-	-	-	-
	All sizes	40	0	0	0	2	29	31





Table 6 - Irrigated & Unirrigated area under different crops (Area in hectares).  
 Individual+Institutional (S.T.)  
 District: KOTTAYAM.


Sl. No.	Size class (Ha)	Total holdings Gross Cropped					Paddy			Pepper				
		No.	Area	Irri-gated	Unirri-gated	Total	No. of hold-	Irri-gated	Unirri-gated	Total	No. of hold-	Irri-gated	Unirri-gated	Total
1	2	3	4	5	6	7	8	9	10	11	12	13	14	15
1	0.02 - 0.5	435	59	-	61	61	-	-	-	-	361	-	6	6
2	0.5 - 1.0	91	83	-	123	123	-	-	-	-	-	-	6	6
3	1.0 - 2.0	128	173	-	180	180	-	-	-	-	-	-	-	-
4	2.0 - 3.0	110	384	-	270	270	-	-	-	-	96	-	4	4
5	3.0 - 4.0	55	266	-	276	276	-	-	-	-	-	-	-	-
6	4.0 - 5.0	-	-	-	-	-	-	-	-	-	110	-	18	18
7	5.0 - 7.5	-	-	-	-	-	-	-	-	-	-	-	-	-
8	7.5 - 10.0	-	-	-	-	-	-	-	-	-	-	-	-	-
9	10.0 - 20.0	-	-	-	-	-	-	-	-	-	-	-	-	-
10	20.0 - 30.0	-	-	-	-	-	-	-	-	-	-	-	-	-
11	30.0 - 40.0	-	-	-	-	-	-	-	-	-	-	-	-	-
12	40.0 - 50.0	-	-	-	-	-	-	-	-	-	-	-	-	-
13	50.0 & above	-	-	-	-	-	-	-	-	-	-	-	-	-
All sizes		837	963	-	910	910	-	-	-	-	567	-	28	28

Sl. No.	Size class (Ha)	Cardamom			Arednut			Total spices & condiments				
		No. of holdings	Irrigated	Unirrigated	Total	No. of holdings	Irrigated	Unirrigated	Total	Irrigated	Unirrigated	Total
1	2	16	17	18	19	20	21	22	23	24	25	26
1	0.02 - 0.5	-	-	-	-	227	-	1	1	-	7	7
2	0.5 - 1.0	-	-	-	-	91	-	2	2	-	2	2
3	1.0 - 2.0	-	-	-	-	128	-	1	1	-	5	5
4	2.0 - 3.0	-	-	-	-	-	-	-	-	-	-	-
5	3.0 - 4.0	-	-	-	-	110	-	4	4	-	22	22
6	4.0 - 5.0	-	-	-	-	55	-	1	1	-	1	1
7	5.0 - 7.5	-	-	-	-	-	-	-	-	-	-	-
8	7.5 - 10.0	-	-	-	-	-	-	-	-	-	-	-
9	10.0 - 20.0	-	-	-	-	-	-	-	-	-	-	-
10	20.0 - 30.0	-	-	-	-	-	-	-	-	-	-	-
11	30.0 - 40.0	-	-	-	-	-	-	-	-	-	-	-
12	40.0 - 50.0	-	-	-	-	-	-	-	-	-	-	-
13	50.0 & above	-	-	-	-	-	-	-	-	-	-	-
All sizes		-	-	-	-	611	-	9	9	-	37	37



Sl. No.	Size class (Ha)	Mango				Jack				Banana			
		No. of hold-ings	Irrigated	Unirri-gated	Total	No. of hold-ings	Irrigated	Unirri-gated	Total	No. of hold-ings	Irrigated	Unirri-gated	Total
1	2	27	28	29	30	31	32	33	34	35	36	37	38
1	0.02 - 0.5	93	-	0	0	362	-	4	4	180	-	1	1
2	0.5 - 1.0	91	-	1	1	91	-	1	1	-	-	-	-
3	1.0 - 2.0	96	-	2	2	128	-	2	2	81	-	0	0
4	2.0 - 3.0	-	-	-	-	-	-	-	-	-	-	-	-
5	3.0 - 4.0	110	-	4	4	110	-	2	2	-	-	-	-
6	4.0 - 5.0	55	-	0	0	55	-	1	1	110	-	1	1
7	5.0 - 7.5	-	-	-	-	-	-	-	-	-	-	-	-
8	7.5 - 10.0	-	-	-	-	-	-	-	-	-	-	-	-
9	10.0 - 20.0	-	-	-	-	-	-	-	-	-	-	-	-
10	20.0 - 30.0	-	-	-	-	-	-	-	-	-	-	-	-
11	30.0 - 40.0	-	-	-	-	-	-	-	-	-	-	-	-
12	40.0 - 50.0	-	-	-	-	-	-	-	-	-	-	-	-
13	50.0 & above	-	-	-	-	-	-	-	-	-	-	-	-
All sizes		445	-	7	7	746	-	10	10	321	-	2	2

Jr/



:526:


Sl. No.	Size class (Ha)	Cashewnut			Total fruits			Tapioca				
		No. of holdings	Irrigated	Unirrigated	Total	Irrigated	Unirrigated	Total	No. of holdings	Irrigated	Unirrigated	Total
1	2	39	40	41	42	43	44	45	46	47	48	49
1	0.02 - 0.5	93	-	0	0	0	5	5	320	-	33	33
2	0.5 - 1.0	-	-	-	-	-	2	2	91	-	9	9
3	1.0 - 2.0	96	-	2	2	-	6	6	96	-	9	9
4	2.0 - 3.0	-	-	-	-	-	-	-	-	-	-	-
5	3.0 - 4.0	110	-	8	8	-	15	15	55	-	2	2
6	4.0 - 5.0	-	-	-	-	-	1	1	55	-	6	6
7	5.0 - 7.5	-	-	-	-	-	-	-	-	-	-	-
8	7.5 - 10.0	-	-	-	-	-	-	-	-	-	-	-
9	10.0 - 20.0	-	-	-	-	-	-	-	-	-	-	-
10	20.0 - 30.0	-	-	-	-	-	-	-	-	-	-	-
11	30.0 - 40.0	-	-	-	-	-	-	-	-	-	-	-
12	40.0 - 50.0	-	-	-	-	-	-	-	-	-	-	-
13	50.0 & above	-	-	-	-	-	-	-	-	-	-	-
All sizes		299	-	10	10	-	29	29	617	-	61	61

Jr/



Sl. No.	Size class (Ha)	Other Food Crops			Total food crops			Coconut				
		No. of hold-ings	Irrigated	Unirrigated	Total	Irrigated	Unirrigated	Total	No. of hold-ings	Irrigated	Unirrigated	Total
1	2	50	51	52	53	54	55	56	57	58	59	60
1	0.02 - 0.5	55	-	3	3	-	50	50	453	-	6	6
2	0.5 - 1.0	-	-	-	-	-	13	13	91	-	18	18
3	1.0 - 2.0	57	-	2	2	-	22	22	128	-	21	21
4	2.0 - 3.0	-	-	-	-	-	-	-	-	-	-	-
5	3.0 - 4.0	-	-	-	-	-	39	39	110	-	109	109
6	4.0 - 5.0	-	-	-	-	-	8	8	55	-	40	40
7	5.0 - 7.5	-	-	-	-	-	-	-	-	-	-	-
8	7.5 - 10.0	-	-	-	-	-	-	-	-	-	-	-
9	10.0 - 20.0	-	-	-	-	-	-	-	-	-	-	-
10	20.0 - 30.0	-	-	-	-	-	-	-	-	-	-	-
11	30.0 - 40.0	-	-	-	-	-	-	-	-	-	-	-
12	40.0 - 50.0	-	-	-	-	-	-	-	-	-	-	-
13	50.0 & above	-	-	-	-	-	-	-	-	-	-	-
All sizes		112	-	5	5	-	132	132	837	-	194	194

Jr/



Sl. No.	Size class (Ha)	Tea			Coffee			Rubber					
		No. of hold-	Irri-gated	Unirri-gated	Total	No. of hold-ings	Irri-gated	Un-irri-gated	Total	No. of hold-ings	Irri-gated	Un-irri-gated	Total
1	2	61	62	63	64	65	66	67	68	69	70	71	72
1	0.02 - 0.5	-	-	-	-	89	-	1	1	89	-	2	2
2	0.5 - 1.0	-	-	-	-	91	-	18	18	91	-	74	74
3	1.0 - 2.0	-	-	-	-	128	-	15	15	128	-	120	120
4	2.0 - 3.0	-	-	-	-	-	-	-	-	-	-	-	-
5	3.0 - 4.0	-	-	-	-	110	-	36	36	110	-	86	86
6	4.0 - 5.0	-	-	-	-	55	-	26	26	55	-	202	202
7	5.0 - 7.5	-	-	-	-	-	-	-	-	-	-	-	-
8	7.5 - 10.0	-	-	-	-	-	-	-	-	-	-	-	-
9	10.0 - 20.0	-	-	-	-	-	-	-	-	-	-	-	-
10	20.0 - 30.0	-	-	-	-	-	-	-	-	-	-	-	-
11	30.0 - 40.0	-	-	-	-	-	-	-	-	-	-	-	-
12	40.0 - 50.0	-	-	-	-	-	-	-	-	-	-	-	-
13	50.0 & above	-	-	-	-	-	-	-	-	-	-	-	-
All sizes		-	-	-	-	473	-	96	96	473	-	484	484

Sl. No.	Size class (Ha)	Other Non-food crops				Total Non-food crops		
		No. of holdings	Irrigated	Unirri-gated	Total	Irrigated	Unirrigated	Total
1	2	73	74	75	76	77	78	79
1	0.02 - 0.5	36	-	2	2	-	11	11
2	0.5 - 1.0	-	-	-	-	-	110	110
3	1.0 - 2.0	59	-	2	2	-	158	158
4	2.0 - 3.0	-	-	-	-	-	-	-
5	3.0 - 4.0	-	-	-	-	-	231	231
6	4.0 - 5.0	-	-	-	-	-	268	268
7	5.0 - 7.5	-	-	-	-	-	-	-
8	7.5 - 10.0	-	-	-	-	-	-	-
9	10.0 - 20.0	-	-	-	-	-	-	-
10	20.0 - 30.0	-	-	-	-	-	-	-
11	30.0 - 40.0	-	-	-	-	-	-	-
12	40.0 - 50.0	-	-	-	-	-	-	-
13	50.0 & above	-	-	-	-	-	-	-
All sizes		73	-	4	4	-	778	778

Jr/




Table: 6. Irrigated & Unirrigated area under different crops (Area in hectares)  
State: Kerala

(S.T)  
Individual+Institutional  
District: Idukki

Sl. No.	Size class (Ha)	Total Holdings		Gross cropped area			Paddy			Pepper				
		No.	Area	Irrigated	Unirrigated	Total	No. of hold-ings	Irrigated	Unirrigated	Total	No. of hold-ings	Irrigated	Unirrigated	Total
1	2	3	4	5	6	7	8	9	10	11	12	13	14	15
1.	0.02 - 0.5	1970	490	-	719	719	-	-	-	-	979	-	54	54
2.	0.5 - 1.0	1407	973	-	892	892	61	-	12	12	1101	-	141	141
3.	1.0 - 2.0	1226	1593	-	1490	1490	-	-	-	-	1090	-	178	178
4.	2.0 - 3.0	147	366	-	335	335	-	-	-	-	147	-	16	16
5.	3.0 - 4.0	-	-	-	-	-	-	-	-	-	-	-	-	-
6.	4.0 - 5.0	73	357	-	332	332	-	-	-	-	73	-	11	11
7.	5.0 - 7.5	-	-	-	-	-	-	-	-	-	-	-	-	-
8.	7.5 - 10.0	-	-	-	-	-	-	-	-	-	-	-	-	-
9.	10.0 - 20.0	-	-	-	-	-	-	-	-	-	-	-	-	-
10.	20.0 - 30.0	-	-	-	-	-	-	-	-	-	-	-	-	-
11.	30.0 - 40.0	-	-	-	-	-	-	-	-	-	-	-	-	-
12.	40.0 - 50.0	-	-	-	-	-	-	-	-	-	-	-	-	-
13.	50.0 & above	-	-	-	-	-	-	-	-	-	-	-	-	-
	All sizes	4823	3779	-	3768	3768	61	-	12	12	3390	-	400	400

kja

Sl. No.	Size class (Ha)	Cardamom			Arecanut				Total spices & condimen			
		No. of hold-ings	Irrigated	Unirri-gated	Total	No. of hold-ings	Irrigated	Unirri-gated	Total	Irrigated	Unirri-gated	Total
1	2	16	17	18	19	20	21	22	23	24	25	26
1.	0.02 - 0.5	-	-	-	-	1285	-	15	15	-	69	69
2.	0.5 - 1.0	-	-	-	-	795	-	15	15	-	156	156
3.	1.0 - 2.0	136	-	9	9	954	-	33	33	-	220	220
4.	2.0 - 3.0	-	-	-	-	147	-	9	9	-	25	25
5.	3.0 - 4.0	-	-	-	-	-	-	-	-	-	-	-
6.	4.0 - 5.0	-	-	-	-	73	-	9	9	-	20	20
7.	5.0 - 7.5	-	-	-	-	-	-	-	-	-	-	-
8.	7.5 - 10.0	-	-	-	-	-	-	-	-	-	-	-
9.	10.0 - 20.0	-	-	-	-	-	-	-	-	-	-	-
10.	20.0 - 30.0	-	-	-	-	-	-	-	-	-	-	-
11.	30.0 - 40.0	-	-	-	-	-	-	-	-	-	-	-
12.	40.0 - 50.0	-	-	-	-	-	-	-	-	-	-	-
13.	50.0 & above	-	-	-	-	-	-	-	-	-	-	-
	All sizes	136	-	9	9	3254	-	81	81	-	490	490






Sl. No.	Size class (Ha)	Maigo			Jack			Banāna			Total		
		No. of holdings	Irrigated	Unirri-gated	No. of holdings	Irrigated	Unirri-gated	No. of holdings	Irrigated	Unirri-gated			
1	2	27	28	29	30	31	32	33	34	35	36	37	38
1.	0.02 - 0.5	734	-	14	14	1285	-	31	31	245	-	10	10
2.	0.5 - 1.0	856	-	16	16	856	-	34	34	551	-	61	61
3.	1.0 - 2.0	1022	-	24	24	1158	-	88	88	539	-	12	12
4.	2.0 - 3.0	147	-	5	5	147	-	9	9	73	-	1	1
5.	3.0 - 4.0	-	-	-	-	-	-	-	-	-	-	-	-
6.	4.0 - 5.0	73	-	5	5	73	-	16	16	73	-	0	0
7.	5.0 - 7.5	-	-	-	-	-	-	-	-	-	-	-	-
8.	7.5 - 10.0	-	-	-	-	-	-	-	-	-	-	-	-
9.	10.0 - 20.0	-	-	-	-	-	-	-	-	-	-	-	-
10.	20.0 - 30.0	-	-	-	-	-	-	-	-	-	-	-	-
11.	30.0 - 40.0	-	-	-	-	-	-	-	-	-	-	-	-
12.	40.0 - 50.0	-	-	-	-	-	-	-	-	-	-	-	-
13.	50.0 & above	-	-	-	-	-	-	-	-	-	-	-	-
	All sizes	2832	-	64	64	3519	-	178	178	1481	-	84	84

kja

Sl. No.	Size class (Ha)	Cashewnut			Total fruits			Tapioca				
		No. of holdings	Irrigated	Unirrigated	Total	Irrigated	Unirrigated	Total	No. of holdings	Irrigated	Unirrigated	Total
1	2	39	40	41	42	43	44	45	46	47	48	49
1.	0.02 - 0.5	672	-	6	6	-	61	61	1529	-	310	310
2.	0.5 - 1.0	367	-	6	6	-	117	117	1346	-	159	159
3.	1.0 - 2.0	544	-	17	17	-	141	141	954	-	131	131
4.	2.0 - 3.0	74	-	1	1	-	16	16	147	-	17	17
5.	3.0 - 4.0	-	-	-	-	-	-	-	-	-	-	-
6.	4.0 - 5.0	73	-	9	9	-	30	30	73	-	3	3
7.	5.0 - 7.5	-	-	-	-	-	-	-	-	-	-	-
8.	7.5 - 10.0	-	-	-	-	-	-	-	-	-	-	-
9.	10.0 - 20.0	-	-	-	-	-	-	-	-	-	-	-
10.	20.0 - 30.0	-	-	-	-	-	-	-	-	-	-	-
11.	30.0 - 40.0	-	-	-	-	-	-	-	-	-	-	-
12.	40.0 - 50.0	-	-	-	-	-	-	-	-	-	-	-
13.	50.0 & above	-	-	-	-	-	-	-	-	-	-	-
	All sizes	1730	-	39	39	-	365	365	4049	-	620	620

kja.




## Idukki

Sl. No.	Size class (Ha)	Other food crops				Total food crops			Coconut			
		No. of holdings	Irri-gated	Unirri-gated	Total	Irri-gated	Unirri-gated	Total	No. of holdings	Irri-gated	Unirri-gated	Total
1	2	50	51	52	53	54	55	56	57	58	59	60
1.	0.02 - 0.5	550	-	50	50	-	490	490	1298	-	26	26
2.	0.5 - 1.0	514	-	87	87	-	531	531	856	-	77	77
3.	1.0 - 2.0	735	-	220	220	-	712	712	1022	-	205	205
4.	2.0 - 3.0	88	-	89	89	-	147	147	147	-	34	34
5.	3.0 - 4.0	-	-	-	-	-	-	-	-	-	-	-
6.	4.0 - 5.0	44	-	89	89	-	142	142	73	-	25	25
7.	5.0 - 7.5	-	-	-	-	-	-	-	-	-	-	-
8.	7.5 - 10.0	-	-	-	-	-	-	-	-	-	-	-
9.	10.0 - 20.0	-	-	-	-	-	-	-	-	-	-	-
10.	20.0 - 30.0	-	-	-	-	-	-	-	-	-	-	-
11.	30.0 - 40.0	-	-	-	-	-	-	-	-	-	-	-
12.	40.0 - 50.0	-	-	-	-	-	-	-	-	-	-	-
13.	50.0 & above	-	-	-	-	-	-	-	-	-	-	-
	All sizes	1931	-	535	535	-	2022	2022	3396	-	367	367

## Idukki

sl. No.	Size class (Ha)	Tea			Coffee			Rubber					
		No. of holdings	Irrigated	Unirrigated	Total	No. of holdings	Irrigated	Unirrigated	Total	No. of holdings	Irrigated	Unirrigated	Total
	2	61	52	63	64	65	66	67	68	69	70	71	72
1.	0.02 - 0.5	61	-	24	24	1162	-	42	42	673	-	104	104
2.	0.5 - 1.0	-	-	-	-	1040	-	72	72	612	-	153	153
3.	1.0 - 2.0	-	-	-	-	1226	-	87	87	818	-	340	340
4.	2.0 - 3.0	-	2	-	-	147	-	19	19	147	-	76	76
5.	3.0 - 4.0	-	-	-	-	1	-	-	-	1	-	-	1
6.	4.0 - 5.0	-	-	-	-	73	-	24	24	73	-	81	81
7.	5.0 - 7.5	-	-	-	-	-	-	-	-	-	-	-	-
8.	7.5 - 10.0	-	-	-	-	-	-	-	-	-	-	-	-
9.	10.0 - 20.0	-	-	-	-	-	-	-	-	-	-	-	-
10.	20.0 - 30.0	-	-	-	-	-	-	-	-	-	-	-	-
11.	30.0 - 40.0	-	-	-	-	-	-	-	-	-	-	-	-
12.	40.0 - 50.0	-	-	-	-	-	-	-	-	-	-	-	-
13.	50.0 & above	-	-	-	-	-	-	-	-	-	-	-	-
	All sizes	61	-	24	24	3648	-	244	244	2323	-	754	854



Sl. No.	Size class (Ha)	Other Non-food crops			Total Non-food crops			
		No. of holdings	Irrigated	Unirrigated	Total	Irrigated	Unirrigated	Total
1	2	73	74	75	76	77	78	79
1.	0.02 - 0.5	367	-	33	33	-	229	229
2.	0.5 - 1.0	342	-	59	59	-	361	361
3.	1.0 - 2.0	491	-	146	146	-	778	778
4.	2.0 - 3.0	59	-	59	59	-	188	188
5.	3.0 - 4.0	-	-	-	-	-	-	-
6.	4.0 - 5.0	29	-	60	60	-	190	190
7.	5.0 - 7.5	-	-	-	-	-	-	-
8.	7.5 - 10.0	-	-	-	-	-	-	-
9.	10.0 - 20.0	-	-	-	-	-	-	-
10.	20.0 - 30.0	-	-	-	-	-	-	-
11.	30.0 - 40.0	-	-	-	-	-	-	-
12.	40.0 - 50.0	-	-	-	-	-	-	-
13.	50.0 & above	-	-	-	-	-	-	-
	All sizes	1288	-	357	357	-	1746	1746

: 537 ;

Individual+Institutional (ST)

Table 6. Irrigated and unirrigated area under different crops (Area in hectares)

State: Kerala

District: Kanyakulam

Sl. No.	Size class (Ha.)	Total hold-ings gross cropped area					Paddy					Pepper		
		No.	Area	Irrigated	Un-irrigated	Total	No. of hold-ings	irrigated	un-irrigated	Total	No. of hold-ings	Irrigated	Un-irrigated	Total
1	2	3	4	5	6	7	8	9	10	11	12	13	14	15
1.	0.02 - 0.5	129	5	..	6	6	..	..	..	..	..	..	..	..
2.	0.5 - 1.0	..	..	..	..	..	..	..	..	..	..	..	..	..
3.	1.0 - 2.0	..	..	..	..	..	..	..	..	..	..	..	..	..
4.	2.0 - 3.0	..	..	..	..	..	..	..	..	..	..	..	..	..
5.	3.0 - 4.0	..	..	..	..	..	..	..	..	..	..	..	..	..
6.	4.0 - 5.0	..	..	..	..	..	..	..	..	..	..	..	..	..
7.	5.0 - 7.5	..	..	..	..	..	..	..	..	..	..	..	..	..
8.	7.5 - 10.0	..	..	..	..	..	..	..	..	..	..	..	..	..
9.	10.0 - 20.0	..	..	..	..	..	..	..	..	..	..	..	..	..
10.	20.0 - 30.0	..	..	..	..	..	..	..	..	..	..	..	..	..
11.	30.0 - 40.0	..	..	..	..	..	..	..	..	..	..	..	..	..
12.	40.0 - 50.0	..	..	..	..	..	..	..	..	..	..	..	..	..
13.	50.0 & above	..	..	..	..	..	..	..	..	..	..	..	..	..
All sizes		129	5	..	6	6	..	..	..	..	..	..	..	..

Bs/-



Sl. No.	Size class (Ha)		Cardamom				Arecanut			Total spices & condiments			
			No. of holdings	irri-gated	Un-irri-gated	Total	No. of holdings	irri-gated	un-irri-gated	Total	irri-gated	unirri-gated	Total
1	2		16	17	18	19	20	21	22	23	24	25	26
1.	0.02	- 0.5	..	..	..	..	129	..	2	2	..	2	2
2.	0.5	- 1.0	..	..	..	..	..	..	..	..	..	..	..
3.	1.0	- 2.0	..	..	..	..	..	..	..	..	..	..	..
4.	2.0	- 3.0	..	..	..	..	..	..	..	..	..	..	..
5.	3.0	- 4.0	..	..	..	..	..	..	..	..	..	..	..
6.	4.0	- 5.0	..	..	..	..	..	..	..	..	..	..	..
7.	5.0	- 7.5	..	..	..	..	..	..	..	..	..	..	..
8.	7.5	-10.0	..	..	..	..	..	..	..	..	..	..	..
9.	10.0	-20.0	..	..	..	..	..	..	..	..	..	..	..
10.	20.0	- 30.0	..	..	..	..	..	..	..	..	..	..	..
11.	30.0	-40.0	..	..	..	..	..	..	..	..	..	..	..
12.	40.0	-50.0	..	..	..	..	..	..	..	..	..	..	..
13.	50.0	& above	..	..	..	..	..	..	..	..	..	..	..
All sizes			..	..	..	..	129	..	2	2	..	2	2

Bs/-

Sl. No.	Size class (Ha.)	Mango			Jack			Banana					
		No. of hold-ings	irri-gated	un-irri-gated	Total	No. of hold-ings	irri-gated	un-irri-gated	Total	No. of hold-ings	irri-gated	un-irri-gated	Total
1	2	27	28	29	30	31	32	33	34	35	36	37	38
1.	0.02 - 0.5	..	..	..	..	..	..	..	..	..	..	..	..
2.	0.5 - 1.0	..	..	..	..	..	..	..	..	..	..	..	..
3.	1.0 - 2.0	..	..	..	..	..	..	..	..	..	..	..	..
4.	2.0 - 3.0	..	..	..	..	..	..	..	..	..	..	..	..
5.	3.0 - 4.0	..	..	..	..	..	..	..	..	..	..	..	..
6.	4.0 - 5.0	..	..	..	..	..	..	..	..	..	..	..	..
7.	5.0 - 7.5	..	..	..	..	..	..	..	..	..	..	..	..
8.	7.5 - 10.0	..	..	..	..	..	..	..	..	..	..	..	..
9.	10.0 - 20.0	..	..	..	..	..	..	..	..	..	..	..	..
10.	20.0 - 30.0	..	..	..	..	..	..	..	..	..	..	..	..
11.	30.0 - 40.0	..	..	..	..	..	..	..	..	..	..	..	..
12.	40.0 - 50.0	..	..	..	..	..	..	..	..	..	..	..	..
13.	50.0 and above	..	..	..	..	..	..	..	..	..	..	..	..
All sizes		..	..	..	..	..	..	..	..	..	..	..	..


Bs/-



Sl. No.	Size class (Ha)	Other Food crops			Total food Crops			Coconut				
		No. of hold- ings	Irrig- ated	Un- irri- gated	To- tal.	Irrig- ated	Un- irri- gated	To- tal	No. of hold- ings	Irrig- ated	un- irri- gated	Total
1	2	51	51	52	53	54	55	56	57	58	59	60
1.	0.02 - 0.5	..	..	..	..	..	2	2	129	..	4	4
2.	0.5 - 1.0	..	..	..	..	..	..	..	..	..	..	..
3.	1.0 - 2.0	..	..	..	..	..	..	..	..	..	..	..
4.	2.0 - 3.0	..	..	..	..	..	..	..	..	..	..	..
5.	3.0 - 4.0	..	..	..	..	..	..	..	..	..	..	..
6.	4.0 - 5.0	..	..	..	..	..	..	..	..	..	..	..
7.	5.0 - 7.5	..	..	..	..	..	..	..	..	..	..	..
8.	7.5 - 10.0	..	..	..	..	..	..	..	..	..	..	..
9.	10.0 - 20.0	..	..	..	..	..	..	..	..	..	..	..
10.	20.0 - 30.0	..	..	..	..	..	..	..	..	..	..	..
11.	30.0 - 40.0	..	..	..	..	..	..	..	..	..	..	..
12.	40.0 - 50.0	..	..	..	..	..	..	..	..	..	..	..
13.	50.0 & above	..	..	..	..	..	..	..	..	..	..	..
All sizes		..	..	..	..	..	2	2	129	..	4	4

Bs/-






Sl. No.	Size class (Ha.)	Other non-food crops			Total non-food crops			
		No. of holdings	irrigated	unirrigated	Total	irrigated	unirrigated	Total
1	2	73	74	75	76	77	78	79
1.	0.02 - 0.5	..	..	..	..	..	..	..
2.	0.5 - 1.0	..	..	..	..	..	4	4
3.	1.0 - 2.0	..	..	..	..	..	..	..
4.	2.0 - 3.0	..	..	..	..	..	..	..
5.	3.0 - 4.0	..	..	..	..	..	..	..
6.	4.0 - 5.0	..	..	..	..	..	..	..
7.	5.0 - 7.5	..	..	..	..	..	..	..
8.	7.5 - 10.0	..	..	..	..	..	..	..
9.	10.0 - 20.0	..	..	..	..	..	..	..
10.	20.0 - 30.0	..	..	..	..	..	..	..
11.	30.0 - 40.0	..	..	..	..	..	..	..
12.	40.0 - 50.0	..	..	..	..	..	..	..
13.	50.0 & above	..	..	..	..	..	..	..
All sizes		..	..	..	..	..	4	4






Table 6. Irrigated & Unirrigated area under different crops (Area in hectares)  
 State: Kerala  
 Individual + Institutional  
 Schedule Tribes  
 District: Trichur

Sl. No.	Size class (Ha)	Total holdings		Gross cropped area			Paddy			Pepper				
		No.	Area	Irrigated	Unirrigated	Total	No. of hold-ings	Irrigated	Unirrigated	Total	No. of hold-ings	Irrigated	Unirrigated	Total
1	2	3	4	5	6	7	8	9	10	11	12	13	14	15
1	0.02 - 0.5	440	41	8	18	26	-	-	-	-	225	-	3	3
2	0.5 - 1.0	-	-	-	-	-	-	-	-	-	-	-	-	-
3	1.0 - 2.0	-	-	-	-	-	-	-	-	-	-	-	-	-
4	2.0 - 3.0	-	-	-	-	-	-	-	-	-	-	-	-	-
5	3.0 - 4.0	-	-	-	-	-	-	-	-	-	-	-	-	-
6	4.0 - 5.0	-	-	-	-	-	-	-	-	-	-	-	-	-
7	5.0 - 7.5	-	-	-	-	-	-	-	-	-	-	-	-	-
8	7.5 - 10.0	-	-	-	-	-	-	-	-	-	-	-	-	-
9	10.0 - 20.0	-	-	-	-	-	-	-	-	-	-	-	-	-
10	20.0 - 30.0	-	-	-	-	-	-	-	-	-	-	-	-	-
11	30.0 - 40.0	-	-	-	-	-	-	-	-	-	-	-	-	-
12	40.0 - 50.0	-	-	-	-	-	-	-	-	-	-	-	-	-
13	50.0 & above	-	-	-	-	-	-	-	-	-	-	-	-	-
All sizes		440	41	8	18	26	-	-	-	-	225	-	3	3



Sl. No.	Size Class (Ha)	Cardamom			Areca nut			Total spices & condiments				
		No. of holdings	Irrigated	Unirrigated	Total	No. of holdings	Irrigated	Unirrigated	Total	Irrigated	Unirrigated	Total
1	2	16	17	18	19	20	21	22	23	24	25	26
1	0.02 - 0.5	-	-	-	-	45	0	-	0	-	3	3
2	0.5 - 1.0	-	-	-	-	-	-	-	-	-	-	-
3	1.0 - 2.0	-	-	-	-	-	-	-	-	-	-	-
4	2.0 - 3.0	-	-	-	-	-	-	-	-	-	-	-
5	3.0 - 4.0	-	-	-	-	-	-	-	-	-	-	-
6	4.0 - 5.0	-	-	-	-	-	-	-	-	-	-	-
7	5.0 - 7.5	-	-	-	-	-	-	-	-	-	-	-
8	7.5 - 10.0	-	-	-	-	-	-	-	-	-	-	-
9	10.0 - 20.0	-	-	-	-	-	-	-	-	-	-	-
10	20.0 - 30.0	-	-	-	-	-	-	-	-	-	-	-
11	30.0 - 40.0	-	-	-	-	-	-	-	-	-	-	-
12	40.0 - 50.0	-	-	-	-	-	-	-	-	-	-	-
13	50.0 & above	-	-	-	-	-	-	-	-	-	-	-
	All sizes	-	-	-	-	45	0	-	0	-	3	3

Jr/




Sl. No.	Size Class (Ha)	Mango				Jack				Banana			
		No. of holdings	Irrigated	Un-irrigated	Total	No. of holdings	Irrigated	Unirrigated	Total	No. of holdings	Irrigated	Unirrigated	Total
1	2	27	28	29	30	31	32	33	34	35	36	37	38
1	0.02 - 0.5	-	-	-	-	135	-	1	1	269	-	1	1
2	0.5 - 1.0	-	-	-	-	-	-	-	-	-	-	-	-
3	1.0 - 2.0	-	-	-	-	-	-	-	-	-	-	-	-
4	2.0 - 3.0	-	-	-	-	-	-	-	-	-	-	-	-
5	3.0 - 4.0	-	-	-	-	-	-	-	-	-	-	-	-
6	4.0 - 5.0	-	-	-	-	-	-	-	-	-	-	-	-
7	5.0 - 7.5	-	-	-	-	-	-	-	-	-	-	-	-
8	7.5 - 10.0	-	-	-	-	-	-	-	-	-	-	-	-
9	10.0 - 20.0	-	-	-	-	-	-	-	-	-	-	-	-
10	20.0 - 30.0	-	-	-	-	-	-	-	-	-	-	-	-
11	30.0 - 40.0	-	-	-	-	-	-	-	-	-	-	-	-
12	40.0 - 50.0	-	-	-	-	-	-	-	-	-	-	-	-
13	50.0 & above	-	-	-	-	-	-	-	-	-	-	-	-
All sizes		-	-	-	-	135	-	1	1	269	-	1	1

Jr/


Sl. No.	Size class (Ha)	Cashewnut			Total fruits			Cappota				
		No. of holdings	Irrigated	Unirrigated	Total	Irrigated	Unirrigated	Total	No. of holdings	Irrigated	Unirrigated	Total
1	2	39	40	41	42	43	44	45	46	47	48	49
1	0.02 - 0.5	225	-	12	12	-	14	14	-	-	-	-
2	0.5 - 1.0	-	-	-	-	-	-	-	-	-	-	-
3	1.0 - 2.0	-	-	-	-	-	-	-	-	-	-	-
4	2.0 - 3.0	-	-	-	-	-	-	-	-	-	-	-
5	3.0 - 4.0	-	-	-	-	-	-	-	-	-	-	-
6	4.0 - 5.0	-	-	-	-	-	-	-	-	-	-	-
7	5.0 - 7.5	-	-	-	-	-	-	-	-	-	-	-
8	7.5 - 10.0	-	-	-	-	-	-	-	-	-	-	-
9	10.0 - 20.0	-	-	-	-	-	-	-	-	-	-	-
10	20.0 - 30.0	-	-	-	-	-	-	-	-	-	-	-
11	30.0 - 40.0	-	-	-	-	-	-	-	-	-	-	-
12	40.0 - 50.0	-	-	-	-	-	-	-	-	-	-	-
13	50.0 & above	-	-	-	-	-	-	-	-	-	-	-
All sizes		225	-	12	12	-	14	14	-	-	-	-

Jr/



Sl. No.	Size class (Ha)	Other Food crops			Total food crops			Coconut				
		No. of hold-ings	Irrigated	Unirrigated	Total	Irrigated	Unirrigated	Total	No. of hold-ings	Irrigated	Unirrigated	Total
1	2	50	51	52	53	54	55	56	57	58	59	60
1	0.02 - 0.5	108	-	1	1	1	18	18	177	8	0	8
2	0.5 - 1.0	-	-	-	-	-	-	-	-	-	-	-
3	1.0 - 2.0	-	-	-	-	-	-	-	-	-	-	-
4	2.0 - 3.0	-	-	-	-	-	-	-	-	-	-	-
5	3.0 - 4.0	-	-	-	-	-	-	-	-	-	-	-
6	4.0 - 5.0	-	-	-	-	-	-	-	-	-	-	-
7	5.0 - 7.5	-	-	-	-	-	-	-	-	-	-	-
8	7.5 - 10.0	-	-	-	-	-	-	-	-	-	-	-
9	10.0 - 20.0	-	-	-	-	-	-	-	-	-	-	-
10	20.0 - 30.0	-	-	-	-	-	-	-	-	-	-	-
11	30.0 - 40.0	-	-	-	-	-	-	-	-	-	-	-
12	40.0 - 50.0	-	-	-	-	-	-	-	-	-	-	-
13	50.0 & above	-	-	-	-	-	-	-	-	-	-	-
All sizes		108	-	1	1	-	18	18	177	8	0	8





Sl. No.	Size class (Ha)	Tea			Coffee			Cocoa		Rubber		Total	
		No. of holdings	Irrigated	Unirrigated	Total	No. of holdings	Irrigated	Unirrigated	Total	No. of holdings	Irrigated		Unirrigated
1	2	61	62	63	64	65	66	67	68	69	70	71	72
1	0.02 - 0.5	-	-	-	-	15	6	-	6	-	-	-	3
2	0.5 - 1.0	-	-	-	-	-	-	-	-	-	-	-	-
3	1.0 - 2.0	-	-	-	-	-	-	-	-	-	-	-	-
4	2.0 - 3.0	-	-	-	-	-	-	-	-	-	-	-	-
5	3.0 - 4.0	-	-	-	-	-	-	-	-	-	-	-	-
6	4.0 - 5.0	-	-	-	-	-	-	-	-	-	-	-	-
7	5.0 - 7.5	-	-	-	-	-	-	-	-	-	-	-	-
8	7.5 - 10.0	-	-	-	-	-	-	-	-	-	-	-	-
9	10.0 - 20.0	-	-	-	-	-	-	-	-	-	-	-	-
10	20.0 - 30.0	-	-	-	-	-	-	-	-	-	-	-	-
11	30.0 - 40.0	-	-	-	-	-	-	-	-	-	-	-	-
12	40.0 - 50.0	-	-	-	-	-	-	-	-	-	-	-	-
13	50.0 & above	-	-	-	-	-	-	-	-	-	-	-	-
All sizes		-	-	-	-	-	-	-	-	-	-	-	-

Sl. No.	Size Class (Ha)	Other Non-food crops			Total Non-food crops			
		No. of holdings	Irrigated	Unirrigated	Total	Irrigated	Unirrigated	Total
1	2	73	74	75	76	77	78	79
1	0.02 - 0.5	71	-	0	0	8	0	8
2	10.5 - 1.0	-	-	-	-	-	-	-
3	1.0 - 2.0	-	-	-	-	-	-	-
4	2.0 - 3.0	-	-	-	-	-	-	-
5	3.0 - 4.0	-	-	-	-	-	-	-
6	4.0 - 5.0	-	-	-	-	-	-	-
7	5.0 - 7.5	-	-	-	-	-	-	-
8	7.5 - 10.0	-	-	-	-	-	-	-
9	10.0 - 20.0	-	-	-	-	-	-	-
10	20.0 - 30.0	-	-	-	-	-	-	-
11	30.0 - 40.0	-	-	-	-	-	-	-
12	40.0 - 50.0	-	-	-	-	-	-	-
13	50.0 & above	-	-	-	-	-	-	-
	All sizes	71	-	0	0	8	0	8


..551..

State : Kerala

Table 6. Irrigated & Unirrigated area under different crops (Area in Hect)

Individual + Institutional  
District : Palghat (ST)

Sl. No.	Size class (Ha)	Total holdings		Gross cropped area			Paddy			Pepper			Total	
		No.	Area	Irri-gated	Unirri-gated	Total	No. of hold-ings	Irri-gated	Unirri-gated	Total	No. of hold-ings	Irri-gated		Unirri-gated
1	2	3	4	5	6	7	8	9	10	11	12	13	14	15
1.	0.02- 0.5	4364	196	..	102	102	..	..	..	..	..	..	..	..
2.	0.5 - 1.0	--	--	--	--	..	..	..	..	..	..	..	..	..
3.	1.0 - 2.0	..	..	..	..	..	..	..	..	..	..	..	..	..
4.	2.0 - 3.0	..	..	..	..	..	..	..	..	..	..	..	..	..
5.	3.0 - 4.0	..	..	..	..	..	..	..	..	..	..	..	..	..
6.	4.0 - 5.0	--	--	--	--	--	--	--	--	--	--	--	--	--
7.	5.0 - 7.5	..	..	..	..	..	..	..	..	..	..	..	..	..
8.	7.5 - 10.0	..	..	..	..	..	..	..	..	..	..	..	..	..
9.	10.0 - 20.0	..	..	..	..	..	..	..	..	..	..	..	..	..
10.	20.0 - 30.0	..	..	..	..	..	..	..	..	..	..	..	..	..
11.	30.0 - 40.0	..	..	..	..	..	..	..	..	..	..	..	..	..
12.	40.0 - 50.0	..	..	..	..	..	..	..	..	..	..	..	..	..
13.	50.0 & above	..	..	..	..	..	..	..	..	..	..	..	..	..
	All sizes	4364	196	..	102	102	..	..	..	..	..	..	..	..





Sl. No.	Size class (Ha)	Mango				Jack				Banana			
		No. of holdings	Irrigated	Unirrigated	Total	No. of holdings	Irrigated	Unirrigated	Total	No. of holdings	Irrigated	Unirrigated	Total
1	2	27	28	29	30	31	32	33	34	35	36	37	38
1.	0.02 - 0.5	80	-	1	1	80	-	1	1	-	-	-	-
2.	0.5 - 1.0	-	-	-	-	-	-	-	-	-	-	-	-
3.	1.0 - 2.0	-	-	-	-	-	-	-	-	-	-	-	-
4.	2.0 - 3.0	-	-	-	-	-	-	-	-	-	-	-	-
5.	3.0 - 4.0	-	-	-	-	-	-	-	-	-	-	-	-
6.	4.0 - 5.0	-	-	-	-	-	-	-	-	-	-	-	-
7.	5.0 - 7.5	-	-	-	-	-	-	-	-	-	-	-	-
8.	7.5 - 10.0	-	-	-	-	-	-	-	-	-	-	-	-
9.	10.0 - 20.0	-	-	-	-	-	-	-	-	-	-	-	-
10.	20.0 - 30.0	-	-	-	-	-	-	-	-	-	-	-	-
11.	30.0 - 40.0	-	-	-	-	-	-	-	-	-	-	-	-
12.	40.0 - 50.0	-	-	-	-	-	-	-	-	-	-	-	-
13.	50.0 & above	-	-	-	-	-	-	-	-	-	-	-	-
	All sizes	80	-	1	1	80	-	1	1	-	-	-	-

kja.

Sl. No.	Size class (Ha)		Cashewnut				Total fruits			Yapioca			
			No. of holdings	Irri-gated	Unirri-gated	Total	Irri-gated	Unirri-gated	Total	No. of holdings	Irri-gated	Unirri-gated	Total
1	2		39	40	41	42	43	44	45	46	47	48	49
1.	0.02	- 0.5	-	-	-	-	-	2	2	-	-	-	-
2.	0.05	- 1.0	-	-	-	-	-	-	-	-	-	-	-
3.	1.0	- 2.0	-	-	-	-	-	-	-	-	-	-	-
4.	2.0	- 3.0	-	-	-	-	-	-	-	-	-	-	-
5.	3.0	- 4.0	-	-	-	-	-	-	-	-	-	-	-
6.	4.0	- 5.0	-	-	-	-	-	-	-	-	-	-	-
7.	5.0	- 7.5	-	-	-	-	-	-	-	-	-	-	-
8.	7.5	- 10.0	-	-	-	-	-	-	-	-	-	-	-
9.	10.0	- 20.0	-	-	-	-	-	-	-	-	-	-	-
10.	20.0	- 30.0	-	-	-	-	-	-	-	-	-	-	-
11.	30.0	- 40.0	-	-	-	-	-	-	-	-	-	-	-
12.	40.0	- 50.0	-	-	-	-	-	-	-	-	-	-	-
13.	50.0	& above	-	-	-	-	-	-	-	-	-	-	-
	All sizes		-	-	-	-	-	2	2	-	-	-	-



Sl. No.	Size class (Ha)	Other Food Crops			Total Food crops			Coconut				
		No. of holdings	Irrigated	Unirrigated	Total	Irrigated	Unirrigated	Total	No. of holdings	Irrigated	Unirrigated	Total
1	2	50	51	52	53	54	55	58	57	58	59	60
1.	0.02 - 0.5	110	-	51	51	-	53	53	163	-	15	15
2.	0.5 - 1.0	-	-	-	-	-	-	-	-	-	-	-
3.	1.0 - 2.0	-	-	-	-	-	-	-	-	-	-	-
4.	2.0 - 3.0	-	-	-	-	-	-	-	-	-	-	-
5.	3.0 - 4.0	-	-	-	-	-	-	-	-	-	-	-
6.	4.0 - 5.0	-	-	-	-	-	-	-	-	-	-	-
7.	5.0 - 7.5	-	-	-	-	-	-	-	-	-	-	-
8.	7.5 - 10.0	-	-	-	-	-	-	-	-	-	-	-
9.	10.0 - 20.0	-	-	-	-	-	-	-	-	-	-	-
10.	20.0 - 30.0	-	-	-	-	-	-	-	-	-	-	-
11.	30.0 - 40.0	-	-	-	-	-	-	-	-	-	-	-
12.	40.0 - 50.0	-	-	-	-	-	-	-	-	-	-	-
13.	50.0 & above	-	-	-	-	-	-	-	-	-	-	-
	All sizes	110	-	51	51	-	53	53	163	-	15	15


kja.17/2/

SI  
District : Palghat

Sl. No.	Size class (Ha)	Tea			Coffee			Rubber			Tot.		
		No. of hold-ings	Irrigated	Unirri-gated	No. of hold-ings	Irrigated	Unirri-gated	Total	No. of hold-ings	Irrigated		Unirri-gated	
1	2	61	62	63	64	65	66	67	68	69	70	71	72

- 1. 0.02 - 0.5
- 2. 0.5 - 1.0
- 3. 1.0 - 2.0
- 4. 2.0 - 3.0
- 5. 3.0 - 4.0
- 6. 4.0 - 5.0
- 7. 5.0 - 7.5
- 8. 7.5 - 10.0
- 9. 10.0 - 20.0
- 10. 20.0 - 30.0
- 11. 30.0 - 40.0
- 12. 40.0 - 50.0
- 13. 50.0 & above

..... N I L .....  
.....



Sl. No.	Size class (Ha)		Other Non-food crops			Total non-food crops			
			No. of holdings	Irrigated	Unirrigated	Total	Irrigated	Unirrigated	Total
1	2		73	74	75	76	77	78	79
1.	0.02	- 0.5	74	-	34	34	-	49	49
2.	0.5	- 1.0	-	-	-	-	-	-	-
3.	1.0	- 2.0	-	-	-	-	-	-	-
4.	2.0	- 3.0	-	-	-	-	-	-	-
5.	3.0	- 4.0	-	-	-	-	-	-	-
6.	4.0	- 5.0	-	-	-	-	-	-	-
7.	5.0	- 7.5	-	-	-	-	-	-	-
8.	7.5	- 10.0	-	-	-	-	-	-	-
9.	10.0	- 20.0	-	-	-	-	-	-	-
10.	20.0	- 30.0	-	-	-	-	-	-	-
11.	30.0	- 40.0	-	-	-	-	-	-	-
12.	40.0	- 50.0	-	-	-	-	-	-	-
13.	50.0	& above	-	-	-	-	-	-	-
	All sizes		74	-	34	34	-	49	49

kja.17/2/88





Table: 6. Irrigated & Unirrigated area under different crops (Area in hectares)

State: Kerala

District : Malappuram

Sl. No.	Size Class (Ha)	Total holdings		Gross cropped area			Paddy			Pepper				
		No.	Area	Irrigated	Un-irrigated	Total	No. of holdings	Irrigated	Un-irrigated	Total	No. of holdings	Irrigated	Un-irrigated	Total
1	2	3	4	5	6	7	8	9	10	11	12	13	14	15
1.	0.02 - 0.5	1212	161	..	127	127	..	..	..	..	638	..	5	5
2.	0.5 - 1.0	63	59	..	85	85	63	..	52	52	63	..	2	2
3.	1.0 - 2.0	46	23	..	15	15	..	..	..	..	15	..	1	1
4.	2.0 - 3.0	159	323	..	321	321	..	..	..	..	53	..	5	5
5.	3.0 - 4.0	..	..	..	..	..	..	..	..	..	..	..	..	..
6.	4.0 - 5.0	..	..	..	..	..	..	..	..	..	..	..	..	..
7.	5.0 - 7.5	..	..	..	..	..	..	..	..	..	..	..	..	..
8.	7.5 - 10.0	..	..	..	..	..	..	..	..	..	..	..	..	..
9.	10.0 - 20.0	..	..	..	..	..	..	..	..	..	..	..	..	..
10.	20.0 - 30.0	..	..	..	..	..	..	..	..	..	..	..	..	..
11.	30.0 - 40.0	..	..	..	..	..	..	..	..	..	..	..	..	..
12.	40.0 - 50.0	..	..	..	..	..	..	..	..	..	..	..	..	..
13.	50.0 & above	..	..	..	..	..	..	..	..	..	..	..	..	..
	All sizes	1450	566	..	548	548	63	..	52	52	770	..	13	13



Malannuram


Sl. No.	Size Class (Ha)	Cardamom				Arecanut			Total spices & condiments			
		No. of holdings	Irrigated	Un-irrigated	Total	No. of holdings	Irrigated	Un-irrigated	Total	Irrigated	Un-irrigated	Total
1	2	15	17	18	19	20	21	22	23	24	25	26
1.	0.02 - 0.5	..	..	..	..	384	..	2	2	..	7	7
2.	0.5 - 1.0	..	..	..	..	63	..	1	1	..	3	3
3.	1.0 - 2.0	..	..	..	..	..	..	..	..	..	1	1
4.	2.0 - 3.0	..	..	..	..	..	..	..	..	..	5	5
5.	3.0 - 4.0	..	..	..	..	..	..	..	..	..	..	..
6.	4.0 - 5.0	..	..	..	..	..	..	..	..	..	..	..
7.	5.0 - 7.5	..	..	..	..	..	..	..	..	..	..	..
8.	7.5 - 10.0	..	..	..	..	..	..	..	..	..	..	..
9.	10.0 - 20.0	..	..	..	..	..	..	..	..	..	..	..
10.	20.0 - 30.0	..	..	..	..	..	..	..	..	..	..	..
11.	30.0 - 40.0	..	..	..	..	..	..	..	..	..	..	..
12.	40.0 - 50.0	..	..	..	..	..	..	..	..	..	..	..
13.	50.0 & above	..	..	..	..	..	..	..	..	..	..	..
	All sizes	..	..	..	..	447	..	3	3	..	16	16



-: 560 :-

Malappuram


Sl. No.	Size Class (Ha)	Mango			Jack			Banana					
		No. of holdings	Irrigated	Un-irrigated	Total	No. of holdings	Irrigated	Un-irrigated	Total	No. of holdings	Irrigated	Un-irrigated	Total
1	2	27	28	29	30	31	32	33	34	35	36	37	38
1.	0.02 - 0.5	830	..	12	12	894	..	7	7	64	..	1	1
2.	1.0 - 1.0	63	..	0	0	63	..	2	2	..	..	..	..
3.	1.0 - 2.0	16	..	0	0	16	..	0	0	..	..	..	..
4.	2.0 - 3.0	53	..	5	5	..	..	..	..	..	..	..	..
5.	3.0 - 4.0	..	..	..	..	..	..	..	..	52	..	11	11
6.	4.0 - 5.0	..	..	..	..	..	..	..	..	..	..	..	..
7.	5.0 - 7.5	..	..	..	..	..	..	..	..	..	..	..	..
8.	7.5 - 10.0	..	..	..	..	..	..	..	..	..	..	..	..
9.	10.0 - 20.0	..	..	..	..	..	..	..	..	..	..	..	..
10.	20.0 - 30.0	..	..	..	..	..	..	..	..	..	..	..	..
11.	30.0 - 40.0	..	..	..	..	..	..	..	..	..	..	..	..
12.	40.0 - 50.0	..	..	..	..	..	..	..	..	..	..	..	..
13.	50.0 & above	..	..	..	..	..	..	..	..	..	..	..	..
	All sizes	962	..	17	17	973	..	9	9	116	..	12	12



-: 561 :-


Malappuram

Sl. No.	Size class (Ha)	Cashewnut			Total Fruits			Tapioca				
		No. of holdings	Irrigated	Un-irrigated	Total	Irrigated	Un-irrigated	Total	No. of holdings	Irrigated	Un-irrigated	Total
1	2	39	40	41	42	43	44	45	46	47	48	49
1.	0.02 - 0.5	384	..	12	12	..	32	32	192	..	12	12
2.	0.5 - 1.0	63	..	1	1	..	3	3	63	..	10	10
3.	1.0 - 2.0	13	..	13	13	..	13	13	..	..	..	..
4.	2.0 - 3.0	159	..	224	224	..	240	240	53	..	11	11
5.	3.0 - 4.0	..	..	..	..	..	..	..	..	..	..	..
6.	4.0 - 5.0	..	..	..	..	..	..	..	..	..	..	..
7.	5.0 - 7.5	..	..	..	..	..	..	..	..	..	..	..
8.	7.5 - 10.0	..	..	..	..	..	..	..	..	..	..	..
9.	10.0 - 20.0	..	..	..	..	..	..	..	..	..	..	..
10.	20.0 - 30.0	..	..	..	..	..	..	..	..	..	..	..
11.	30.0 - 40.0	..	..	..	..	..	..	..	..	..	..	..
12.	40.0 - 50.0	..	..	..	..	..	..	..	..	..	..	..
13.	50.0 & above	..	..	..	..	..	..	..	..	..	..	..
	All sizes	622	..	250	250	..	288	288	308	..	33	33




Malappuram

Sl. No.	Size class (Ha)	Other Food crops			Total Food crops			Coconut				
		No. of holdings	Irrigated	Un-irrigated	Total	Irrigated	Un-irrigated	Total	No. of holdings	Irrigated	Un-irrigated	Total
1	2	50	51	52	53	54	55	56	57	58	59	60
1.	0.02 - 0.5	268	..	0	0	..	51	51	830	..	75	75
2.	0.5 - 1.0	38	..	1	1	..	69	69	63	..	16	16
3.	1.0 - 2.0	10	..	0	0	..	14	14	16	..	1	1
4.	2.0 - 3.0	35	..	29	29	..	285	285	159	..	17	17
5.	3.0 - 4.0	..	..	..	..	..	..	..	..	..	..	..
6.	4.0 - 5.0	..	..	..	..	..	..	..	..	..	..	..
7.	5.0 - 7.5	..	..	..	..	..	..	..	..	..	..	..
8.	7.5 - 10.0	..	..	..	..	..	..	..	..	..	..	..
9.	10.0 - 20.0	..	..	..	..	..	..	..	..	..	..	..
10.	20.0 - 30.0	..	..	..	..	..	..	..	..	..	..	..
11.	30.0 - 40.00	..	..	..	..	..	..	..	..	..	..	..
12.	40.0 - 50.0	..	..	..	..	..	..	..	..	..	..	..
13.	50.0 & above	..	..	..	..	..	..	..	..	..	..	..
	All sizes	411	..	30	30	..	419	419	1068	..	109	109









Malappuram

Sl. No.	Size class (Ha)	Other non-food crops			Total non-food crops			
		No. of holdings	Irrigated	Unirrigated	Total	Irrigated	Unirrigated	Total
1.	0.02 - 0.5	179	..	1	1	..	76	76
2.	0.5 - 1.0	25	..	0	0	..	16	16
3.	1.0 - 2.0	6	..	0	0	..	1	1
4.	2.0 - 3.0	64	..	19	19	..	36	36
5.	3.0 - 4.0	..	..	..	..	..	..	..
6.	4.0 - 5.0	..	..	..	..	..	..	..
7.	5.0 - 7.5	..	..	..	..	..	..	..
8.	7.5 - 10.0	..	..	..	..	..	..	..
9.	10.0 - 20.0	..	..	..	..	..	..	..
10.	20.0 - 30.0	..	..	..	..	..	..	..
11.	30.0 - 40.0	..	..	..	..	..	..	..
12.	40.0 - 50.0	..	..	..	..	..	..	..
13.	50.0 & above	..	..	..	..	..	..	..
	All sizes	274	..	20	20	..	129	129

: 565  
Table 6. Irrigated & Unirrigated area under different crops  
(Area in hectares)

State: Kerala


Individual + Institutional  
ST  
District: Kozhikode

Sl. No.	Size class (Ha)	Total hold-ings		Gross cropped area			Paddy			Pepper				
		No.	Area	Irrigated	Unirrigated	Total	No. of hold-ings	Irrigated	Unirrigated	Total	No. of hold-ings	Irrigated	Unirrigated	Total
1	2	3	4	5	6	7	8	9	10	11	12	13	14	15
1	0.02 - 0.5	1059	103	-	153	153	-	-	-	-	775	-	47	47
2	0.5 - 1.0	732	556	-	560	560	-	-	-	-	641	-	107	107
3	1.0 - 2.0	230	310	-	354	354	-	-	-	-	230	-	32	32
4	2.0 - 3.0	-	-	-	-	-	-	-	-	-	-	-	-	-
5	3.0 - 4.0	-	-	-	-	-	-	-	-	-	-	-	-	-
6	4.0 - 5.0	-	-	-	-	-	-	-	-	-	-	-	-	-
7	5.0 - 7.5	-	-	-	-	-	-	-	-	-	-	-	-	-
8	7.5 - 10.0	-	-	-	-	-	-	-	-	-	-	-	-	-
9	10.0 - 20.0	-	-	-	-	-	-	-	-	-	-	-	-	-
10	20.0 - 30.0	-	-	-	-	-	-	-	-	-	-	-	-	-
11	30.0 - 40.0	-	-	-	-	-	-	-	-	-	-	-	-	-
12	40.0 - 50.0	-	-	-	-	-	-	-	-	-	-	-	-	-
13	50.0 & above	-	-	-	-	-	-	-	-	-	-	-	-	-
All sizes		2021	969	-	1067	1067	-	-	-	-	1646	-	186	186



District: Kozhikode

Sl. No.	Size class (Ha)	Cardamom			Arecanut			Total spices & condiments				
		No. of hold-ings	Irrigated	Unirrigated	Total	No. of hold-ings	Irrigated	Unirrigated	Total	Irrigated	Unirrigated	Total
1	2	16	17	18	19	20	21	22	23	24	25	26
1	0.02- 0.5	-	-	-	-	499	-	1	1	-1	48	48
2	0.5 - 1.0	-	-	-	-	92	-	0	0	-	107	107
3	1.0 - 2.0	-	-	-	-	-	-	-	-	-	32	32
4	2.0 - 3.0	-	-	-	-	-	-	-	-	-	-	-
5	3.0 - 4.0	-	-	-	-	-	-	-	-	-	-	-
6	4.0 - 5.0	-	-	-	-	-	-	-	-	-	-	-
7	5.0 - 7.5	-	-	-	-	-	-	-	-	-	-	-
8	7.5 -10.0	-	-	-	-	-	-	-	-	-	-	-
9	10.0 -20.0	-	-	-	-	-	-	-	-	-	-	-
10	20.0 -30.0	-	-	-	-	-	-	-	-	-	-	-
11	30.0 -40.0	-	-	-	-	-	-	-	-	-	-	-
12	40.0 -50.0	-	-	-	-	-	-	-	-	-	-	-
13	50.0 &above	-	-	-	-	-	-	-	-	-	-	-
All sizes		-	-	-	-	591	-	1	1	-	187	187



:567:


S.T.  
Dist: Kozhikode

Sl. No.	Size class (Ha)	Mango			Jack			Banana					
		No. of holdings	Irri-gated	Unirri-gated	Total	No. of holdings	Irri-gated	Un-irri-gated	Total	No. of holdings	Irri-gated	Unirri-gated	Total
1	2	27	28	29	30	31	32	33	34	35	36	37	38
1	0.02 - 0.5	566	-	4	4	566	-	5	5	732	-	4	4
2	0.5 - 1.0	549	-	11	11	641	-	18	18	274	-	1	1
3	1.0 - 2.0	230	-	3	3	230	-	7	7	154	-	1	1
4	2.0 - 3.0	-	-	-	-	-	-	-	-	-	-	-	-
5	3.0 - 4.0	-	-	-	-	-	-	-	-	-	-	-	-
6	4.0 - 5.0	-	-	-	-	-	-	-	-	-	-	-	-
7	5.0 - 7.5	-	-	-	-	-	-	-	-	-	-	-	-
8	7.5 - 10.0	-	-	-	-	-	-	-	-	-	-	-	-
9	10.0 - 20.0	-	-	-	-	-	-	-	-	-	-	-	-
10	20.0 - 30.0	-	-	-	-	-	-	-	-	-	-	-	-
11	30.0 - 40.0	-	-	-	-	-	-	-	-	-	-	-	-
12	40.0 - 50.0	-	-	-	-	-	-	-	-	-	-	-	-
13	50.0 & above	-	-	-	-	-	-	-	-	-	-	-	-
All sizes		1345	-	18	18	1437	-	30	30	1160	-	6	6

Jr/

Scheduled Tribes  
District: Kozhikode

Sl. No.	Size class (Ha)	Cashewnut			Total fruits			Tapioca				
		No. of hold-ings	Irri-gated	Unirri-gated	Total	Irri-gated	Unirri-gated	Total	No. of hold-ings	Irri-gated	Unirri-gated	Total
1	2	39	40	41	42	43	44	45	46	47	48	49
1	0.02 - 0.5	92	-	4	4	-	17	17	183	-	19	19
2	0.5 - 1.0	641	-	30	30	-	60	60	366	-	39	39
3	1.0 - 2.0	230	-	14	14	-	25	25	76	-	3	3
4	2.0 - 3.0	-	-	-	-	-	-	-	-	-	-	-
5	3.0 - 4.0	-	-	-	-	-	-	-	-	-	-	-
6	4.0 - 5.0	-	-	-	-	-	-	-	-	-	-	-
7	5.0 - 7.5	-	-	-	-	-	-	-	-	-	-	-
8	7.5 - 10.0	-	-	-	-	-	-	-	-	-	-	-
9	10.0 - 20.0	-	-	-	-	-	-	-	-	-	-	-
10	20.0 - 30.0	-	-	-	-	-	-	-	-	-	-	-
11	30.0 - 40.0	-	-	-	-	-	-	-	-	-	-	-
12	40.0 - 50.0	-	-	-	-	-	-	-	-	-	-	-
13	50.0 & above	-	-	-	-	-	-	-	-	-	-	-
All sizes		963	-	48	48	-	102	102	625	-	61	61





Scheduled Tribes  
District: Kozhikode


Sl. No.	Size class (Ha)	Other Food Crops			Total Food crops			Coconut				
		No. of hold-ings	Irrigated	Unirrigated	Total	Irrigated	Unirrigated	Total	No. of hold-ings	Irrigated	Unirrigated	Total
1	2	50	51	52	53	54	55	56	57	58	59	60
1	0.02 - 0.5	26	-	0	0	-	84	84	1059	-	69	69
2	0.5 - 1.0	164	-	44	44	-	250	250	549	-	280	280
3	1.0 - 2.0	46	-	15	15	-	75	75	230	-	270	270
4	2.0 - 3.0	-	-	-	-	-	-	-	-	-	-	-
5	3.0 - 4.0	-	-	-	-	-	-	-	-	-	-	-
6	4.0 - 5.0	-	-	-	-	-	-	-	-	-	-	-
7	5.0 - 7.5	-	-	-	-	-	-	-	-	-	-	-
8	7.5 - 10.0	-	-	-	-	-	-	-	-	-	-	-
9	10.0 - 20.0	-	-	-	-	-	-	-	-	-	-	-
10	20.0 - 30.0	-	-	-	-	-	-	-	-	-	-	-
11	30.0 - 40.0	-	-	-	-	-	-	-	-	-	-	-
12	40.0 - 50.0	-	-	-	-	-	-	-	-	-	-	-
13	50.0 & above	-	-	-	-	-	-	-	-	-	-	-
All sizes		236	-	59	59	-	409	409	1838	-	619	619

Jr/

Scheduled Tribes  
District: Kozhikode


Sl. No.	Size class (Ha)	Tea				Coffee				Rubber			
		No. of holdings	Irrigated	Unirrigated	Total	No. of holdings	Irrigated	Unirrigated	Total	No. of holdings	Irrigated	Unirrigated	Total
1	2	61	62	63	64	65	66	67	68	69	70	71	72
1	0.02 - 0.5	-	-	-	-	-	-	-	-	-	-	-	-
2	0.5 - 1.0	-	-	-	-	-	-	-	-	-	-	-	-
3	1.0 - 2.0	-	-	-	-	-	-	-	-	-	-	-	-
4	2.0 - 3.0	-	-	-	-	-	-	-	-	-	-	-	-
5	3.0 - 4.0	-	-	-	-	-	-	-	-	-	-	-	-
6	4.0 - 5.0	-	-	-	-	-	-	-	-	-	-	-	-
7	5.0 - 7.5	-	-	-	-	-	-	-	-	-	-	-	-
8	7.5 - 10.0	-	-	-	-	-	-	-	-	-	-	-	-
9	10.0 - 20.0	-	-	-	-	-	-	-	-	-	-	-	-
10	20.0 - 30.0	-	-	-	-	-	-	-	-	-	-	-	-
11	30.0 - 40.0	-	-	-	-	-	-	-	-	-	-	-	-
12	40.0 - 50.0	-	-	-	-	-	-	-	-	-	-	-	-
13	50.0 & above	-	-	-	-	-	-	-	-	-	-	-	-
All sizes		-	-	-	-	-	-	-	-	-	-	-	-

Jr/



Scheduled Tribes  
District: Kozhikode

Sl. No.	Size Class (Ha)		Other Non-food crops			Total Non-food crops			
			No. of holdings	Irrigated	Unirrigated	Total	Irrigated	Unirrigated	Total
1	2		73	74	75	76	77	78	79
1	0.02 -	0.5	17	-	0	0	-	69	69
2	0.5 -	1.0	110	-	30	30	-	310	310
3	1.0 -	2.0	30	-	9	9	-	279	279
4	2.0 -	3.0	-	-	-	-	-	-	-
5	3.0 -	4.0	-	-	-	-	-	-	-
6	4.0 -	5.0	-	-	-	-	-	-	-
7	5.0 -	7.5	-	-	-	-	-	-	-
8	7.5 -	10.0	-	-	-	-	-	-	-
9	10.0 -	20.0	-	-	-	-	-	-	-
10	20.0 -	30.0	-	-	-	-	-	-	-
11	30.0 -	40.0	-	-	-	-	-	-	-
12	40.0 -	50.0	-	-	-	-	-	-	-
13	50.0 & above		-	-	-	-	-	-	-
All sizes			157	-	39	39	-	658	658



Individual + Institutional  
S.T

Table 6. Irrigated & Unirrigated area under different crops (Area in hectares)

State: Kerala


District: Wayanad

Sl. No.	Size class (Ha)	Total holdings		Gross cropped area			Paddy					Pepper		Total
		No.	Area	Irrigated	Unirrigated	Total	No. of holdings	Irrigated	Unirrigated	Total	No. of holdings	Irrigated	Unirrigated	
1	2	3	4	5	6	7	8	9	10	11	12	13	14	15
1.	0.02 - 0.5	5472	1112	19	1396	1415	574	18	300	318	4083	-	179	179
2.	0.5 - 1.0	2058	1528	68	1533	1601	788	58	652	720	1629	-	169	169
3.	1.0 - 2.0	2661	3652	88	3276	3364	922	87	1621	1708	1662	-	241	241
4.	2.0 - 3.0	754	1812	243	1741	1984	491	243	1109	1352	576	-	61	61
5.	3.0 - 4.0	295	1037	150	852	1002	295	150	400	550	188	-	59	59
6.	4.0 - 5.0	120	505	77	531	608	120	77	385	462	67	-	25	25
7.	5.0 - 7.5	179	991	43	1018	1061	120	43	504	547	126	-	52	52
8.	7.5 - 10.0	67	634	95	504	599	67	95	228	323	67	-	62	62
9.	10.0 - 20.0	188	2952	43	3233	3276	120	43	1408	1451	188	-	50	50
10.	20.0 - 30.0	-	-	-	-	-	-	-	-	-	-	-	-	-
11.	30.0 - 40.0	-	-	-	-	-	-	-	-	-	-	-	-	-
12.	40.0 - 50.0	-	-	-	-	-	-	-	-	-	-	-	-	-
13.	50.0 & above	-	-	-	-	-	-	-	-	-	-	-	-	-
All Sizes		11794	14223	826	14084	14910	3497	824	6607	7431	8586	-	898	898

kja


Sl. No.	Size class (Ha)	No. of holdings	Cardamom			Arecanut			Total spices & Condiments			
			Irrigated	Unirrigated	Total	No. of holdings	Irrigated	Unirrigated	Total	Irrigated	Unirrigated	Total
		16	17	18	19	20	21	22	23	24	25	26
1.	0.02 - 0.5	48	-	1	1	1803	-	6	6	-	186	186
2.	0.5 - 1.0	-	-	-	-	912	-	4	4	-	173	173
3.	1.0 - 2.0	-	-	-	-	975	-	8	8	-	249	249
4.	2.0 - 3.0	-	-	-	-	391	-	1	1	-	62	62
5.	3.0 - 4.0	53	-	5	5	241	-	2	2	-	66	66
6.	4.0 - 5.0	-	-	-	-	67	-	3	3	-	28	28
7.	5.0 - 7.5	-	-	-	-	120	-	1	1	-	53	53
8.	7.5 - 10.0	-	-	-	-	-	-	-	-	-	62	62
9.	10.0 - 20.0	-	-	-	-	188	-	8	8	-	58	58
10.	20.0 - 30.0	-	-	-	-	-	-	-	-	-	-	-
11.	30.0 - 40.0	-	-	-	-	-	-	-	-	-	-	-
12.	40.0 - 50.0	-	-	-	-	-	-	-	-	-	-	-
13.	50.0 & above	-	-	-	-	-	-	-	-	-	-	-
All sizes		101	-	6	6	4697	-	33	33	-	937	937

kja






Sl. No.	Size class (Ha)		Mango			Jack			Banana					
			No. of holdings	Irrigated	Unirrigated	Total	No. of holdings	Irrigated	Unirrigated	Total	No. of holdings	Irrigated	Unirrigated	Total
1	2	27	28	29	30	31	32	33	34	35	353	36	37	38
1.	0.02 - 0.5	2234	-	-	30	30	2933	-	80	80	2620	1	31	32
2.	0.5 - 1.0	771	-	-	13	13	819	-	36	36	722	0	21	21
3.	1.0 - 2.0	1157	-	-	24	24	1210	-	83	83	787	1	21	22
4.	2.0 - 3.0	391	-	-	6	6	391	-	25	25	390	-	11	11
5.	3.0 - 4.0	241	-	-	14	14	241	-	32	32	135	-	5	5
6.	4.0 - 5.0	67	-	-	2	2	67	-	8	8	67	-	1	1
7.	5.0 - 7.5	120	-	-	2	2	120	-	7	7	67	-	2	2
8.	7.5 - 10.0	67	-	-	1	1	67	-	3	3	67	-	1	1
9.	10.0 - 20.0	188	-	-	41	41	188	-	43	43	135	-	5	5
10.	20.0 - 30.0	-	-	-	-	-	-	-	-	-	-	-	-	-
11.	30.0 - 40.0	-	-	-	-	-	-	-	-	-	-	-	-	-
12.	40.0 - 50.0	-	-	-	-	-	-	-	-	-	-	-	-	-
13.	50.0 & above	-	-	-	-	-	-	-	-	-	-	-	-	-
	All sizes	5236	-	-	133	133	6036	-	317	317	4990	2	98	100



Sl. No.	Size class (ft)			Cashewnut			Total fruits			Tapioca		
	No. of holdings	Irrigated	Unirrigated	Total	Irrigated	Unirrigated	Total	No. of holdings	Irrigated	Unirrigated	Total	
1	2	39	40	41	42	43	44	45	46	47	48	49
1.	0.02 - 0.5	48	-	0	0	1	141	142	1515	-	103	103
2.	0.5 - 1.0	-	-	-	-	-	70	70	385	-	29	29
3.	1.0 - 2.0	-	-	-	-	-	128	129	357	-	32	32
4.	2.0 - 3.0	-	-	-	-	-	42	42	270	-	19	19
5.	3.0 - 4.0	-	-	-	-	-	51	51	135	-	8	8
6.	4.0 - 5.0	-	-	-	-	-	11	11	-	-	-	-
7.	5.0 - 7.5	-	-	-	-	-	11	11	-	-	-	-
8.	7.5 - 10.0	-	-	-	-	-	5	5	17	-	82	-
9.	10.0 - 20.0	-	-	-	-	-	89	89	67	-	82	82
10.	20.0 - 30.0	-	-	-	-	-	-	-	-	-	-	-
11.	30.0 - 40.0	-	-	-	-	-	-	-	-	-	-	-
12.	40.0 - 50.0	-	-	-	-	-	-	-	-	-	-	-
13.	50.0 & above	-	-	-	-	-	-	-	-	-	-	-
	All sizes	48	-	0	0	2	548	550	2729	-	273	273

kja



## Wayanad

Sl. No.	Size class (Ha)		Other Food crops			Total Food crops			Coconut				
			No. of holdings	Irrigated	Unirri-gated	Total	Irrigated	Unirri-gated	Total	No. of holdings	Irrigated	Unirri-gated	Total
1	2		50	51	52	53	54	55	56	57	58	59	60
1.	0.05 - 0.5		910	-	23	23	19	753	772	1706	-	23	23
2.	0.5 - 1.0		303	-	9	9	68	933	1001	863	-	14	14
3.	1.0 - 2.0		375	-	56	56	88	2086	2174	1413	-	28	28
4.	2.0 - 3.0		162	-	10	10	243	1242	1485	449	-	13	13
5.	3.0 - 4.0		81	-	10	10	150	535	685	188	-	7	7
6.	4.0 - 5.0		72	-	4	4	77	428	505	67	-	2	2
7.	5.0 - 7.5		32	-	13	13	43	581	624	179	-	4	4
8.	7.5 - 10.0		-	-	-	-	95	295	390	67	-	0	0
9.	10.0 - 20.0		113	-	342	342	43	1979	2022	188	-	16	16
10.	20.0 - 30.0		-	-	-	-	-	-	-	-	-	-	-
11.	30.0 - 40.0		-	-	-	-	-	-	-	-	-	-	-
12.	40.0 - 50.0		-	-	-	-	-	-	-	-	-	-	-
13.	50.0 & above		-	-	-	-	-	-	-	-	-	-	-
All sizes			2048	-	467	467	826	8832	9658	5120	-	107	107

kja

Wayanad

Sl. No.	Size class (Ha)			TEA				COFFEE				RUBBER			
				No. of holdings	Irrigated	Unirrigated	Total	No. of holdings	Irrigated	Unirrigated	Total	No. of holdings	Irrigated	Unirrigated	Total
				61	62	63	64	65	66	67	68	69	70	71	72
1.	0.02	-	0.5	-	-	-	-	4416	-	591	591	48	-	14	14
2.	0.5	-	1.0	-	-	-	-	1678	-	580	580	-	-	-	-
3.	1.0	-	2.0	-	-	-	-	1749	-	1124	1124	-	-	-	-
4.	2.0	-	3.0	-	-	-	-	629	-	479	479	-	-	-	-
5.	3.0	-	4.0	-	-	-	-	294	-	303	303	-	-	-	-
6.	4.0	-	5.0	-	-	-	-	120	-	98	98	-	-	-	-
7.	5.0	-	7.5	-	-	-	-	179	-	425	425	-	-	-	-
8.	7.5	-	10.0	-	-	-	-	67	-	209	209	-	-	-	-
9.	10.0	-	20.0	-	-	-	-	-188	-	1010	1010	-	-	-	-
10.	20.0	-	30.0	-	-	-	-	-	-	-	-	-	-	-	-
11.	30.0	-	40.0	-	-	-	-	-	-	-	-	-	-	-	-
12.	40.0	-	50.0	-	-	-	-	-	-	-	-	-	-	-	-
13.	50.0	-	& above	-	-	-	-	-	-	-	-	-	-	-	-
	All sizes			-	-	-	-	9320	-	4819	4819	48	-	14	14



The page is mostly blank with significant noise and artifacts. There are several small, dark, circular marks on the right side, which appear to be punch holes or scanning artifacts. Faint, illegible markings are scattered across the page, particularly in the lower right quadrant.

Sl. No.	Size class (H <sub>3</sub> )		Other Non-food crops			Total Non-food crops			
			No of holdings	Irrigated	Unirrigated	Total	Irrigated	Unirrigated	Total
1	2		73	74	75	76	77	78	79
1.	0.02	- 0.5	607	-	15	15	-	643	643
2.	0.5	- 1.0	202	-	6	6	-	600	600
3.	1.0	- 2.0	250	-	38	38	-	1190	1190
4.	2.0	- 3.0	108	-	7	7	-	499	499
5.	3.0	- 4.0	54	-	7	7	-	317	317
6.	4.0	- 5.0	548	-	3	3	-	103	103
7.	5.0	- 7.5	21	-	8	8	-	437	437
8.	7.5	- 10.0	-	-	-	-	-	209	209
9.	10.0	- 20.0	75	-	228	228	-	1254	1254
10.	20.0	- 30.0	-	-	-	-	-	-	-
11.	30.0	- 40.0	-	-	-	-	-	-	-
12.	40.0	- 50.0	-	-	-	-	-	-	-
13.	50.0	& above	-	-	-	-	-	-	-
All sizes			1365	-	312	312	-	5252	5252

kja



: 579 :

Table: 6 - Irrigated &amp; unirrigated area under different crops (Area in hectares)

State: Kerala

Individual &amp; Institutional

District: Cannanore


Sl. No.	Size Class (Ha-)	Total holdings		Gross cropped area			Paddy				Pepper			
		No.	Area	Irrigated	Unirrigated	Total	No. of holdings	Irrigated	Unirrigated	Total	No. of holdings	Irrigated	Unirrigated	Total
1	2	3	4	5	6	7	8	9	10	11	12	13	14	15
1.	0.02 - 0.3	2635	787	93	613	706	163	12	10	22	780	11	21	32
2.	0.5 - 1.0	3367	2213	530	1160	1690	655	329	80	409	-	-	-	-
3.	1.0 - 2.0	1295	1902	-	478	478	125	-	8	8	41	-	7	7
4.	2.0 - 3.0	153	362	-	165	165	-	-	-	-	28	-	3	3
5.	3.0 - 4.0	-	-	-	-	-	-	-	-	-	-	-	-	-
6.	4.0 - 5.0	-	-	-	-	-	-	-	-	-	-	-	-	-
7.	5.0 - 7.5	-	-	-	-	-	-	-	-	-	-	-	-	-
8.	7.5 - 10.0	-	-	-	-	-	-	-	-	-	-	-	-	-
9.	10.0 - 20.0	-	-	-	-	-	-	-	-	-	-	-	-	-
10.	20.0 - 30.0	-	-	-	-	-	-	-	-	-	-	-	-	-
11.	30.0 - 40.0	-	-	-	-	-	-	-	-	-	-	-	-	-
12.	40.0 - 50.0	-	-	-	-	-	-	-	-	-	-	-	-	-
13.	50.0 & above	-	-	-	-	-	-	-	-	-	-	-	-	-
All sizes		7450	5264	623	2416	3039	943	341	98	439	849	11	31	42

Sl. No.	Size Class (Ha)	Cardamom				Arecanut				Total spices and condiments		
		No. of holdings	Irri-gated	Unirri-gated	Total	No. of holdings	Irri-gated	Unirri-gated	Total	Irri-gated	Unirri-gated	Total
1	2	16	17	18	19	20	21	22	23	24	25	26
1.	0.02 - 0.5	-	-	-	-	619	70	8	78	81	29	110
2.	0.5 - 1.0	-	-	-	-	709	20	4	24	20	4	24
3.	1.0 - 2.0	-	-	-	-	292	-	42	42	-	49	49
4.	2.0 - 3.0	-	-	-	-	28	-	8	8	-	11	11
5.	3.0 - 4.0	-	-	-	-	-	-	-	-	-	-	-
6.	4.0 - 5.0	-	-	-	-	-	-	-	-	-	-	-
7.	5.0 - 7.5	-	-	-	-	-	-	-	-	-	-	-
8.	7.5 - 10.0	-	-	-	-	-	-	-	-	-	-	-
9.	10.0 - 20.0	-	-	-	-	-	-	-	-	-	-	-
10.	20.0 - 30.0	-	-	-	-	-	-	-	-	-	-	-
11.	30.0 - 40.0	-	-	-	-	-	-	-	-	-	-	-
12.	40.0 - 50.0	-	-	-	-	-	-	-	-	-	-	-
13.	50.0 & above	-	-	-	-	-	-	-	-	-	-	-
	All sizes	-	-	-	-	1648	90	62	152	101	93	194




District: Cannanore

Sl. No.	Size Class (Ha.)	Mango			Jack				Banana				
		No. of hold-ings	Irri-gated	Unirri-gated	Total	No. of hold-ings	Irri-gated	Unirri-gated	Total	No. of hold-ings	Irri-gated	Unirri-gated	Total
1	2	27	28	29	30	31	32	33	34	35	36	37	38
1.	0.02 - 0.5	1183	-	4	4	1289	-	32	32	218	-	90	90
2.	0.5 - 1.0	2347	-	94	94	2678	-	49	49	1674	40	111	151
3.	1.0 - 2.0	1044	-	16	16	1044	-	25	25	918	-	32	32
4.	2.0 - 3.0	125	-	2	2	153	-	1	1	28	-	20	20
5.	3.0 - 4.0	-	-	-	-	-	-	-	-	-	-	-	-
6.	4.0 - 5.0	-	-	-	-	-	-	-	-	-	-	-	-
7.	5.0 - 7.5	-	-	-	-	-	-	-	-	-	-	-	-
8.	7.5 - 10.0	-	-	-	-	-	-	-	-	-	-	-	-
9.	10.0 - 20.0	-	-	-	-	-	-	-	-	-	-	-	-
10.	20.0 - 30.0	-	-	-	-	-	-	-	-	-	-	-	-
11.	30.0 - 40.0	-	-	-	-	-	-	-	-	-	-	-	-
12.	40.0 - 50.0	-	-	-	-	-	-	-	-	-	-	-	-
13.	50.0 & above	-	-	-	-	-	-	-	-	-	-	-	-
All sizes		4699	-	116	116	5164	-	107	107	2838	40	253	293



Sl. No.	Size Class (Ha)	Cashewnut			Total fruits			Tapioca				
		No. of Holdings	Irri-gated	Unirri-gated	Total	Irri-gated	Unirri-gated	Total	No. of Holdings	Irri-gated	Unirri-gated	Total
1	2	39	40	41	42	43	44	45	46	47	48	49
1.	0.02 - 0.5	1780	-	378	378	-	504	504	73	-	23	23
2.	0.5 - 1.0	3042	-	307	307	40	561	601	418	-	39	39
3.	1.0 - 2.0	1254	-	238	238	-	311	311	-	-	-	-
4.	2.0 - 3.0	125	-	101	101	-	124	124	28	-	19	19
5.	3.0 - 4.0	-	-	-	-	-	-	-	-	-	-	-
6.	4.0 - 5.0	-	-	-	-	-	-	-	-	-	-	-
7.	5.0 - 7.5	-	-	-	-	-	-	-	-	-	-	-
8.	7.5 - 10.0	-	-	-	-	-	-	-	-	-	-	-
9.	10.0 - 20.0	-	-	-	-	-	-	-	-	-	-	-
10.	20.0 - 30.0	-	-	-	-	-	-	-	-	-	-	-
11.	30.0 - 40.0	-	-	-	-	-	-	-	-	-	-	-
12.	40.0 - 50.0	-	-	-	-	-	-	-	-	-	-	-
13.	50.0 & above	-	-	-	-	-	-	-	-	-	-	-
All sizes		6201	-	1024	1024	40	1500	1540	519	-	81	81



Sl. No.	Size class (Ha)		Other Non-food crops			Total Non-food crops			
			No of holdings	Irrigated	Unirrigated	Total	Irrigated	Unirrigated	Total
1	2		73	74	75	76	77	78	79
1.	0.02	- 0.5	607	-	15	15	-	643	643
2.	0.5	- 1.0	202	-	6	6	-	600	600
3.	1.0	- 2.0	250	-	38	38	-	1190	1190
4.	2.0	- 3.0	108	-	7	7	-	499	499
5.	3.0	- 4.0	54	-	7	7	-	317	317
6.	4.0	- 5.0	548	-	3	3	-	103	103
7.	5.0	- 7.5	21	-	8	8	-	437	437
8.	7.5	- 10.0	-	-	-	-	-	209	209
9.	10.0	- 20.0	75	-	228	228	-	1254	1254
10.	20.0	- 30.0	-	-	-	-	-	-	-
11.	30.0	- 40.0	-	-	-	-	-	-	-
12.	40.0	- 50.0	-	-	-	-	-	-	-
13.	50.0	& above	-	-	-	-	-	-	-
All sizes			1365	-	312	312	-	5252	5252

kja



: 579 :

Table: 6 - Irrigated & unirrigated area under different crops (Area in hectares)  
State: Kerala

Individual &amp; Institutional

District: Cannanore


Sl. No.	Size Class (Ha.)	Total holdings		Gross cropped area			Paddy				Pepper			
		No.	Area	Irrigated	Unirrigated	Total	No. of holdings	Irrigated	Unirrigated	Total	No. of holdings	Irrigated	Unirrigated	Total
1	2	3	4	5	6	7	8	9	10	11	12	13	14	15
1.	0.02 - 0.3	2635	787	93	613	706	163	12	10	22	780	11	21	32
2.	0.5 - 1.0	3367	2213	530	1160	1690	655	329	80	409	-	-	-	-
3.	1.0 - 2.0	1295	1902	-	478	478	125	-	8	8	41	-	7	7
4.	2.0 - 3.0	153	362	-	165	165	-	-	-	-	28	-	3	3
5.	3.0 - 4.0	-	-	-	-	-	-	-	-	-	-	-	-	-
6.	4.0 - 5.0	-	-	-	-	-	-	-	-	-	-	-	-	-
7.	5.0 - 7.5	-	-	-	-	-	-	-	-	-	-	-	-	-
8.	7.5 - 10.0	-	-	-	-	-	-	-	-	-	-	-	-	-
9.	10.0 - 20.0	-	-	-	-	-	-	-	-	-	-	-	-	-
10.	20.0 - 30.0	-	-	-	-	-	-	-	-	-	-	-	-	-
11.	30.0 - 40.0	-	-	-	-	-	-	-	-	-	-	-	-	-
12.	40.0 - 50.0	-	-	-	-	-	-	-	-	-	-	-	-	-
13.	50.0 & above	-	-	-	-	-	-	-	-	-	-	-	-	-
All sizes		7450	5264	623	2416	3039	943	341	98	439	849	11	31	42

Sl. No.	Size Class (Ha)	Cardamom				Arecanut				Total spices and condiments		
		No. of holdings	Irri-gated	Unirri-gated	Total	No. of holdings	Irri-gated	Unirri-gated	Total	Irri-gated	Unirri-gated	Total
1	2	16	17	18	19	20	21	22	23	24	25	26
1.	0.02 - 0.5	-	-	-	-	619	70	8	78	81	29	110
2.	0.5 - 1.0	-	-	-	-	709	20	4	24	20	4	24
3.	1.0 - 2.0	-	-	-	-	292	-	42	42	-	49	49
4.	2.0 - 3.0	-	-	-	-	28	-	8	8	-	11	11
5.	3.0 - 4.0	-	-	-	-	-	-	-	-	-	-	-
6.	4.0 - 5.0	-	-	-	-	-	-	-	-	-	-	-
7.	5.0 - 7.5	-	-	-	-	-	-	-	-	-	-	-
8.	7.5 - 10.0	-	-	-	-	-	-	-	-	-	-	-
9.	10.0 - 20.0	-	-	-	-	-	-	-	-	-	-	-
10.	20.0 - 30.0	-	-	-	-	-	-	-	-	-	-	-
11.	30.0 - 40.0	-	-	-	-	-	-	-	-	-	-	-
12.	40.0 - 50.0	-	-	-	-	-	-	-	-	-	-	-
13.	50.0 & above	-	-	-	-	-	-	-	-	-	-	-
	All sizes	-	-	-	-	1648	90	62	152	101	93	194


District: Cannanore

Sl. No.	Size Class (Ha)	Cashewnut			Total fruits			Tapioca				
		No. of Hold-ings	Irrigated	Unirrigated	Total	Irrigated	Unirrigated	Total	No. of Hold-ings	Irrigated	Unirrigated	Total
1	2	39	40	41	42	43	44	45	46	47	48	49
1.	0.02 - 0.5	1780	-	376	378	-	504	504	73	-	23	23
2.	0.5 - 1.0	3042	-	307	307	40	561	601	418	-	39	39
3.	1.0 - 2.0	1254	-	238	238	-	311	311	-	-	-	-
4.	2.0 - 3.0	125	-	101	101	-	124	124	28	-	19	19
5.	3.0 - 4.0	-	-	-	-	-	-	-	-	-	-	-
6.	4.0 - 5.0	-	-	-	-	-	-	-	-	-	-	-
7.	5.0 - 7.5	-	-	-	-	-	-	-	-	-	-	-
8.	7.5 - 10.0	-	-	-	-	-	-	-	-	-	-	-
9.	10.0 - 20.0	-	-	-	-	-	-	-	-	-	-	-
10.	20.0 - 30.0	-	-	-	-	-	-	-	-	-	-	-
11.	30.0 - 40.0	-	-	-	-	-	-	-	-	-	-	-
12.	40.0 - 50.0	-	-	-	-	-	-	-	-	-	-	-
13.	50.0 & above	-	-	-	-	-	-	-	-	-	-	-
All sizes		6201	-	1024	1024	40	1500	1540	519	-	81	81

Sl. No.	Size Class (Ha)	Other feedercrops				Total Feedercrops			Coconut			
		No. of hold-ings	Irrigated	Unirrigated	Total	Irrigated	Unirrigated	Total	No. of hold-ings	Irrigated	Unirrigated	Total
1	2	50	51	52	53	54	55	56	57	58	59	60
1.	0.02 - 0.5	347	-	18	18	93	584	677	2342	-	17	17
2.	0.5 - 1.0	1235	-	192	192	389	876	1265	3006	141	156	297
3.	1.0 - 2.0	602	-	27	27	-	395	395	1170	-	58	58
4.	2.0 - 3.0	-	-	-	-	-	154	154	153	-	11	11
5.	3.0 - 4.0	-	-	-	-	-	-	-	-	-	-	-
6.	4.0 - 5.0	-	-	-	-	-	-	-	-	-	-	-
7.	5.0 - 7.5	-	-	-	-	-	-	-	-	-	-	-
8.	7.5 - 10.0	-	-	-	-	-	-	-	-	-	-	-
9.	10.0 - 20.0	-	-	-	-	-	-	-	-	-	-	-
10.	20.0 - 30.0	-	-	-	-	-	-	-	-	-	-	-
11.	30.0 - 40.0	-	-	-	-	-	-	-	-	-	-	-
12.	40.0 - 50.0	-	-	-	-	-	-	-	-	-	-	-
13.	50.0 & above	-	-	-	-	-	-	-	-	-	-	-
All sizes		2184	-	237	237	482	2009	2491	6671	141	242	383




Sl. No.	Size Class (Ha)	Tea				Coffee			Rubber			Total	
		No. of hold-ings	Irri-gated	Unirri-gated	Total	No. of hold-ings	Irri-gated	Unirri-gated	No. of hold-ings	Irri-gated	Unirri-gated		
1	2	61	62	63	64	65	66	67	68	69	70	71	72
1.	0.02 - 0.5	-	-	-	-	-	-	-	-	-	-	-	-
2.	0.5 - 1.0	-	-	-	-	-	-	-	-	-	-	-	-
3.	1.0 - 2.0	-	-	-	-	-	-	-	-	-	-	-	-
4.	2.0 - 3.0	-	-	-	-	-	-	-	-	41	-	7	7
5.	3.0 - 4.0	-	-	-	-	-	-	-	-	-	-	-	-
6.	4.0 - 5.0	-	-	-	-	-	-	-	-	-	-	-	-
7.	5.0 - 7.5	-	-	-	-	-	-	-	-	-	-	-	-
8.	7.5 - 10.0	-	-	-	-	-	-	-	-	-	-	-	-
9.	10.0 - 20.0	-	-	-	-	-	-	-	-	-	-	-	-
10.	20.0 - 30.0	-	-	-	-	-	-	-	-	-	-	-	-
11.	30.0 - 40.0	-	-	-	-	-	-	-	-	-	-	-	-
12.	40.0 - 50.0	-	-	-	-	-	-	-	-	-	-	-	-
13.	50.0 & above	-	-	-	-	-	-	-	-	-	-	-	-
All sizes		-	-	-	-	-	-	-	-	41	-	7	7



Sl. No.	Size Class (Ha)	Other Non-food crops			Total Non-food crops			
		No. of holdings	Irrigated	Unirrigated	Total	Irrigated	Unirrigated	Total
1	2	73	74	75	76	77	78	79
1.	0.02 - 0.5	232	-	12	12	-	29	29
2.	0.5 - 1.0	823	-	128	128	141	284	425
3.	1.0 - 2.0	401	-	18	18	-	83	83
4.	2.0 - 3.0	-	-	-	-	-	11	11
5.	3.0 - 4.0	-	-	-	-	-	-	-
6.	4.0 - 5.0	-	-	-	-	-	-	-
7.	5.0 - 7.5	-	-	-	-	-	-	-
8.	7.5 - 10.0	-	-	-	-	-	-	-
9.	10.0 - 20.0	-	-	-	-	-	-	-
10.	20.0 - 30.0	-	-	-	-	-	-	-
11.	30.0 - 40.0	-	-	-	-	-	-	-
12.	40.0 - 50.0	-	-	-	-	-	-	-
13.	50.0 & above	-	-	-	-	-	-	-
All sizes		1456	-	158	158	141	407	548







728



