

GOVERNMENT OF KERALA

DEB (5)
013-787 -

**DISTRICT HAND BOOK
KOZHIKODE
1993**

**DEPARTMENT OF ECONOMICS
AND STATISTICS**

P R E F A C E

DES
013-787

The Department of Economics & Statistics is now engaged in building up data base for district and lower level for each units of planning. District Statistical Hand Book of Kozhikode district is intended to present important data depicting the Socio-economic condition of the district.

It was prepared by Shri.P.V. Viswanathan Unni, Research Officer and Shri.P. Uthaman, Research Assistant, under the supervision of Shri.S. Rajendran, Deputy Director. I hope that this publication will be of considerable use to planners and researchers who are interested to study the problems of the district.

Suggestions for improvement are most welcome.

Dr.M.KUTTAPPAN,
DIRECTOR.



-1-

NUMBER OF ADMINISTRATIVE/DEVELOPMENT UNITS

Talukas	-	-	-	3
Revenue village	-	-	-	117
Community Development Blocks	-	-	-	12
Municipalities/	-	-	-	2
Co-operative W.P.	-	-	-	
Corporations	-	-	-	1
Census Towns	-	-	-	16
Panchayats	-	-	-	76

POPULATION AND OTHER DEMOGRAPHIC PARTICULARS - 1991

			Kozhikode	Kerala
Population (Lakhs)	-	-	26.20	290.99
No. of House holds (Thousands)	-	-	457	5513
Growth rate (1981 - 91)	-	-	16.69	14.32
Density	-	-	1118	749
Sex ratio	-	-	1027	1036
S.C Population (Lakhs)	-	-	1.85	28.87
S.T. Population(Lakhs)	-	-	0.05	3.21
Literacy rate	-	-		
Male	-	-	95.50	93.62
Female	-	-	86.79	86.17
Total	-	-	91.10	89.81


- 5 -

DISTRIBUTION OF POPULATION AND WORK PARTICIPATION RATE - 1991

				Kozhikode	Kerala
Population (Thousands)	-	-	-	2620	29099
Main workers	"	-	-	609	8301
Marginal	"	-	-	87	845
Total workers	"	-	-	696	9146
Non workers	-	-	-	1924	19953
Work participation rate	-	-	-	26.56	31.43

DISTRIBUTION OF MAIN- WORKERS - 1991 - KOZHIKODE .


			Number	Percentage
1. Cultivators	-	-	37599	6.17
2. Agricultural Labourers	-	-	82588	13.56
3. Livestock, Forestry, Fishing, Hunting, Plantation etc	-	-	76303	12.53
4. Mining and quarrying	-	-	14730	2.42
5. (a) Manufacturing, Processing, Servicing and Repairs and Household Industry	-	-	9037	1.61
(b) Manufacturing, Processing, Servicing and Repairs in other than Household industry	-	-	75428	12.39
6. Construction	-	-	36877	6.06
7. Trade and Commerce	-	-	112118	18.41
8. Transport, Storage and Communication	-	-	59573	9.78
9. Other services	-	-	103952	17.07
Total main workers	-	-	609005	100.00



LAND UTILISATION PATTERN- 1991-92 (in Hect.)


			Kozhikode	Kerala
1. Total Geographical Forest Area	-	-	233330	3085497
2. Forest	-	-	41386	1081509
3. Land put to non Agricultural area	-	-	21063	301371
4. Barren and uncultivable land	-	-	1711	55136
5. Permanent pastures and other grazing land	-	-	64	1779
6. Land under Miscellaneous tree crops	-	-	2040	34294
7. Cultivable waste	-	-	1531	92792
8. Fallow other than current fallow	-	-	982	26728
9. Current fallow	-	-	1713	43921
10. Net area sown	-	-	162840	2247967
11. Area sown more than once	-	-	50339	773149
12. Total cropped area (In Hectares)	-	-	213179	3021116

Source : Agricultural Statistics 1991-92 Department of Economics & Statistics.




(AREA UNDER CROPS - 1991-92 (In Hectores))

Kozhikode	Kazhikode	Kerala
Sl.No.		
1. Paddy		
Autumn	2658	218767
Winter	7182	253981
Summer	1695	68579
Total	11535	541327
2. Jawar	-	5152
3. Ragi	1	1635
4. Other cereals	-	1936
5. Pulses including Tur		
Autumn	178	4041
Winter	141	7027
Summer	375	11853




6.	Sugar crops		
	a) Sugar cane	-	6237
	b) Palmizah	331	10044
7.	Pepper	15638	178126
8.	Chillies	-	531
9.	Ginger	351	15400
10.	Tumeric	346	2738
11.	Cardamom	1194	43670
12.	Arecanut	6156	63437
13.	Tamarind	987	
14.	Cloves	18	761
15.	Mutnag	52	3401

Contd.....




16.	Cinnamon	32	349
17.	Fresh Fruits		
	a) Jack	9549	72230
	b) Mango	10008	76675
	c) Banana	1173	22602
	d) Other Plantain	2625	42467
	e) Pineapple	215	4870
	f) Papaya	1617	12457
	g) Other fresh fruits	369	6969
18.	Dry fruits		
	Cashewnut	4028	112059
19.	Drumstick	3550	10110

Contd.....




20. Tubers	1642	33066
21. Sweet Potato	26	2457
22. Tapioca (3 seasons)	3300	141001
23. Other vegetables	351	21743
24. Oil seeds		
a) Groundnut	-	14041
b) Sesamum	19	9006
c) Coconut	122193	863061
d) Others	26	1734
25. Fibre - Cotton	-	11922
26. Betel leaves	20	1069



27.	Tobacco	-	204
28.	Lemon grass	123	2458
29.	Tea (1990-91)	-	34623
30.	Coffee (1990-91)	-	84016
31.	Rubber	11115	425768
32.	Cocoa	454	9956
33.	Fodder grass	20	1636
34.	Green manure crops	1077	11779
35.	Other Nonfood crops	2168	69535

Source : Agricultural Statistics - 1991-92, Department of Economics and Statistics.




- 11 -

AREA PRODUCTION AND PRODUCTIVITY OF HYV OF RICE
1992 - 1993.

Autumn Area (Ha)	-	-	816
Autumn Production (tonnes)	-	-	1076
Autumn Productivity (Kg/ha)	-	-	1319
Winter Area (Ha)	-	-	769
Winter production (tonnes)	-	-	1028
Winter productivity (Kg/Ha)	-	-	1337
Summer Area (Ha)	-	-	1014
Summer production (tonnes)	-	-	1708
Summer productivity (Kg/Ha)	-	-	1664
Total Area (Ha)	-	-	2599
Total production (tonnes)	-	-	3812
Total productivity (Kg/Ha)	-	-	1467

Source : Economics Review - 1993.




AREA, PRODUCTION AND PRODUCTIVITY OF RICE

<u>Year</u>	<u>Area (Ha)</u>	<u>Production (Tonnes)</u>	<u>Productivity (paddy) (Kg/Ha)</u>
1991 - 1992	11535	13781	1195
1992 - 1993	10755	13008	1209
Change over previous year	-780 (6.76%)	-773 (5.61%)	14(1.17%)

Source : Economic Review : 1993

NUMBER AND AREA OF TOTAL OPERATIONAL HOLDINGS


		Kozhikodd -----	Kerala -----
Number of holdings	-	462603	5419189
Percentage to total	-	8.54	100
Area (Ha)	-	135415	1801023
Percentage to total	-	6.96	100
Average size of holdings	-	0.26	0.31



NUMBER AND AREA OF INDIVIDUAL OPERATIONAL HOLDINGS - 1990 - 1991

	
SCHEDULED CASTE	Kozhikode	Kerala
	-----	-----
Holdings	29913	521495
Area (Hect)	2930	50243
Area/Holdings	0.10	0.10
SCHEDULED TRIBE		
Holdings	1575 1575 ✓	65722
Area (Hect)	457 457 ✓	3395 3395
Area/Holdings	0.29	0.52


Source : Agricultural Census 1990-91



PLAN EXPENDITURE DURING 1993 - 94.

<u>Department</u>	<u>Amount sanctioned</u>	<u>Amount spent</u>
1. Agriculture	2,04,06,000	2,01,17,425
2. 20 point programme) (Agriculture)	60,56,950	60,55,680
3. Industries	1,09,26,596	1,18,40,691
4. 20 point programme (Industries)	24,87,790	24,87,790

Source : Joint Director, Agriculture Department
General Manager, Industries Centre, P.K.D.



FISHERMEN POPULATION


	Inland		Marine	
	1989-90	1990-91	1989-90	1990-91
Total No. of Fishermen households	1864	1903	11244	11658
Total No. of fishermen	11223	11437	92529	94207
Male	3515	3502	28879	29428
Female	3352	3416	28010	28550
Children	4356	4439	35632	36309
Total active No. of Fishermen	2524	2670	19062	19425



LIST OF INLAND FISHING VILLAGES

Kozhikode - 8 Villages


1. Karuvanthuruthi
2. Cheruvannoor
3. Erenjikkal
4. Vengalam (Korapuzha)
5. Volloor
6. Tharayi
7. Ulloorkadavu
8. Akalappuzha



ESTUARIES AND BACKWATERS

<u>Name of Estuary/Backwater</u>					<u>Area(Ha)</u>
Maha	-	-	-	-	88.28
Kottapuzha	-	-	-	-	584.12
Poyyoli	-	-	-	-	26.70
Korapuzha	-	-	-	-	1038.08
Kallai	-	-	-	-	160.13
Beypore	-	-	-	-	783.74
Kadalundi	-	-	-	-	83.85

				Total	2764.90



TALUK WISE DETAILS OF BRACKISH WATER
(INCLUDING BACK-WATER AND CANNALS)

.....

<u>Name of Taluk</u>		<u>Brackish Water (Area. Ha.)</u>
Vadakkara	-	864.54
Quilandy	-	1802.25
Kozhikode	-	<u>1495.65</u>
Total	-	<u>4162.44</u>

WATER AREA FOR FISH CULTURE

<u>Year</u>	<u>District</u>	<u>Water Area (Ha.)</u>
1990-91	Kozhikode	7.52

Source : Kerala Fisheries - An overview 1992.

VETERINARY - INSTITUTIONS 1992-93

Veterinary poly clinic	-	-	2
Veterinary Hospitals	-	-	6
Veterinary Dispensaries	-	-	37
Mobile Veterinary Dispensary	-	-	1
Castrated Animals	-	-	44
Vaccinated Cattle	-	-	113106
Vaccinated Poultry	-	-	213985
Insoninated animals	7	-	66927
District Veterinary Centre	-	-	1

Source :- Deputy Director, District Veterinary Centre.

-OS-

VEHICULAR - INSTITUTIONS 1985-88

S

- -

Vehicle Policy Office

S

- - -

Vehicle Policy Office

MEDICAL AND PARA MEDICAL COURSES CONDUCTED IN THE MEDICAL COLLEGES WITH ANNUAL INTAKE OF STUDENTS

.....

Number of Seats in Medical College - Kozhikode.


Degree Courses

MBBS	-	-	200
EDS	-	-	30
BSC Nursing	-	-	50

Post Graduate Degree

MD Anaesthesia	-	-	1
MD Biochemistry	-	-	2
MD Forensic medicine	-	-	2
MD Dermatology and Venereology	-	-	4
MD Obstric and Gynaecology	-	-	8
MD General Medicine	-	-	12
MD Pharmacology	-	-	2
MD Paediatrics	-	-	5
MD Psychiatry	-	-	2
MD Community Medicine	-	-	2

MDTB and Respiratory Diseases	-	-	2
MS Anatomy	-	-	2
MS Ent	-	-	2
MS General Surgery	-	-	12
MS Orthopaedics	-	-	4
MS Ophthalmology	-	-	4
MD Micro Biology	-	-	2
MD Pathology	-	-	2
MD Physiology	-	-	3



SUPER SPECIALITY COURSE

.....

Mch. Paediatric Surgery	-	-	-	2
Mch. Plastic Surgery	-	-	-	2
Mch. Genito Urinary Surgery	-	-	-	2
Mch. Thoracic Surgery	-	-	-	2
M. Gastro EnteroLOGY	-	-	-	1
M. Cardiology	-	-	-	1
M. Nephrology	-	-	-	1


Vertical text on the left side, possibly a page number or reference.

Main body of faint, mirrored text, likely bleed-through from the reverse side of the page.

Bottom section of text, including what appears to be a signature or name.


DIPLOMA COURSES

Diploma in Anaesthesia	-	-	-	6
Diploma in Child Health	-	-	-	12
Diploma in Clinical Pathology	-	-	-	6
Diploma in Dermatology and Venereology	-	-	-	2
Diploma in Laryngology and Otology	-	-	-	6
DMFD	-	-	-	2
DMFT	-	-	-	2
Diploma in obstetrics and Gynaecology	-	-	-	12
Diploma in Ophthalmology	-	-	-	6
Diploma in Orthopaedic Surgery	-	-	-	6
DFCD	-	-	-	2



DIPLOMA/CERTIFICATE COURSES


MLT. Certificate	-	-	-	-	50
CFA. Certificate	-	-	-	-	30
^h Opt _A hthalmic Assistant Certificate	-	-	-	-	20
D. Pharm (2 years) Diploma	-	-	-	-	50
Dental Mechanic Certificate Course	-	-	-	-	5
Certificate Course in Nursing	-	-	-	-	30



MEDICAL FACILITIES (AYURVEDA) 1992-93

I.	No. of Ayurveda Hospital			
	1. Govt. Ayurveda Hospital	-	-	6
	2. Govt. Ayurveda Dispensaries	-	-	38
II.	No. of bed strength	-	-	120
III.	No. of medical Officers	-	-	52

Source : District Medical Officer, Indiginous, Kozhikode




MEDICAL FACILITIES (ALOPATEY) 1992-93

1. No. of Institutions

1. Govt. Hospitals	-	-	-	-	-	14
2. Community health Centres	-	-	-	-	-	6
3. Primary Health Centres	-	-	-	-	-	62
4. M.C.H Unit -	-	-	-	-	-	1
5. Govt. Rural Dispensary	-	-	-	-	-	2 ✓
6. Govt. Fisheries Dispensary	-	-	-	-	-	2
II. No. of bed strength	-	-	-	-	-	4306
III. No. of medical Officers	-	-	-	-	-	233

Source : - District Medical Officers, Allopathy, Kozhikode.



MEDICAL FACILITIES (HOMOEOPATHY) 1992-93

I	No. of Hospitals (Institution)					
	1. Govt. Hospitals	-	-	-	-	3
	2. Govt. Dispensaries	-	-	-	-	30
II	No. of bed strength	-	-	-	-	75
III	No. of Medical Officers	-	-	-	-	34

Source : District Medical Officer, Homoeo, Kozhikode

NUMBER OF INDUSTRIAL TRAINING INSTITUTIONS AND SEAT STRENGTH AS ON 31-12-53

.....


Number of Institutions in Govt. ITI	-	-	-	3
Number of Institutions in Private ITC	-	-	-	15
Total	-	-	-	18
Seat strength in Govt. ITI	-	-	-	880
Seat strength in private ITC	-	-	-	1168
Total	-	-	-	2048

NUMBER OF FAMILIES BELOW POVERTY LINE ACCORDING TO SOCIAL GROUP AS
Per 1992 SURVEY

.....

No. of Families in SC	-	-	-	9316
No. of Families in ST.	-	-	-	288
No. of Families in Others	-	-	-	156933
			Total	166537

Source :- Economic Review 1993



NUMBER OF REGISTERED WORKING FACTORIES AND EMPLOYMENT AS ON 31st DEC. '92

.....

No. of Factories	1991 (R)	-	-	-	1447
No. of Factories	1992 (P)	-	-	-	1512
Employment (Nos)	1991 (R)	-	-	-	28355
Employment (Nos)	1992 (P)	-	-	-	29536

R - Revised

P - Provisional

VEHICLES REGISTERED
From 1-4-1992 to 31-3-'93

Registered during 1992-93 Total

Goods Vehicle	-	-	229
Stage Carriage	-	-	7
Contact Carriage	-	-	
Omni Bus	-	-	112
Motor Car	-	-	486
Station Wagon	-	-	4
Tourist Taxi	-	-	16
Jacps	-	-	96
Auto Rikshaw	-	-	465
Motor Cycle	-	-	2504
Tractor Tiller	-	-	2
Tractor	-	-	1
Tiller	-	-	1
Ambulance	-	-	5
Other Vehicle (Road Roller)	-	-	2
			<hr/>
	Total	-	3930

NUMBER OF POST OFFICES

REVENUE DEPARTMENT

.....

Number of post Offices	-	-	1991 -92	-	431
Number of Post Offices	**	-	1992 -93	-	432
Area served by each post Offices	-	-	1991 -92	-	5.44 Sq.Km
Area served by each post offices	-	-	1992- 93	-	5.43 "
Population served by each post office	-	-	1991 -92	-	6063
Population served by each post office	-	-	1992 -93	-	6229


NUMBER OF TELEPHONE EXCHANGES, CAPACITY AND CONNECTIONS

.....

~~NUMBER OF TELEPHONE EXCHANGES, CAPACITY AND CONNECTIONS~~


.....

Number of Exchanges [March end] (Nos.) 1992	-	-	-	108 109 ✓
Number of Exchanges [March end] (Nos.) 1993	-	-	-	109 109 ✓
Total equipped capacity March end (Nos.) 1992	-	-	-	47360
Total equipped capacity March end (Nos.) 1993	-	-	-	55584
Total working connection March end (Nos.) 1992	-	-	-	42706
Total working connection March end (Nos.) 1993	-	-	-	49685



PER CAPITA INCOME AT CURRENT AND CONSTANT PRICES
....

CURRENT PRICES		CONSTANT PRICES
1980-81	1588	1588
1990-91	4082	1724
1991-92	4485	1799
1992-93	4937	1892



CONSUMER PRICE INDEX (COST OF LIVING INDEX)

.....

NUMBERS FOR AGRICULTURAL AND INDUSTRIAL WORKERS

Centre : Kozhikode

1993

January	-	579
February	-	584
March	-	585
April	-	587
May	-	591
June	-	595

Annual Average

1991	-	501
1992	-	553
1993	-	597

1994

July	-	599
August	-	602
September	-	608
October	-	609
November	-	611
December	-	615

January	-	621
February	-	635
March	-	639
April	-	648
May	-	654
June	-	664
July	-	675
August	-	683

THE CAPITAL TRADING COMPANY AND COMPANY LIMITED

INCORPORATED IN HONG KONG

REGD. NO. 2411

TALUK WISE NUMBER OF FAIR PRICE SHOPS AS ON 1992-93

.....

KOZHIKODE TALUK

City Rationing Office, Calicut (North) - - - 81


City Rationing Office, Calicut (South) - - - 76

Taluk Supply Office, Kozhikode - - - 309

KOYILANDY TALUK - - - 244

VADAKARA TALUK - - - 208

Source - District Supply Office, Kozhikode




EDUCATIONAL INSTITUTIONS AND STRENGTH OF STUDENTS 1992-93

.....

1. No. of primary schools	721
2. No. of U.P. Schools	-	-	-	321
3. No. of Higher Secondary schools	-	-	-	170
4. No. of Students in the institutions	-	-	-	569331
5. No. of Students in SC	-	..	-	41457
6. No. of Students in SE	..	-	-	1482
7. No. of Teachers	..	-	-	19619

Source :- District Education Office, Kozhikode.




LABOUR AND EMPLOYMENT 1992-93

.....

1. Regular workers in Factory	-	-	-	17909
2. Institution registered under shops and Establishments Act	-	-	-	21529
3. No. of work seekers (93)	-	-	-	384338

Source : District Labour Office, Kozhikode



NUMBER OF COMMERCIAL BANK OFFICES 1992-93

.....

1. Urban Area	-	-	78
2. Semi Urban	-	-	85
3. Rural Area	-	-	62

Total	-	-	225
			=====

Source :- Coopers Bank, Calicut.

THE UNIVERSITY OF CHICAGO

1910

1911

1912

1913

1914

INCOME FROM REVENUE SOURCES DURING 1992-93

.....

<u>LR. Item</u>		<u>Amount in lakhs</u>
1. Basic Tax	- -	43.17
2. L.R.O. BT	- -	7.28
3. Building Tax	- -	76.35
4. Housing Loan	- -	25.48
5. Plantation Tax	- -	6.45
6. Irrigation Cess	- -	2.46

	Total	161.19
		=====

Source:- Revenue Department, Kozhikode.

INCOME TAX RETURN - 1953

Adjusted Gross Income

Exemptions

11.00	-	-	1.00
25.00	-	-	2.00
15.00	-	-	1.50
10.00	-	-	1.00
5.00	-	-	0.50
2.00	-	-	0.20

1953
1952

INCOME FROM REVENUE SOURCES DURING 1992-93

<u>R.R. Item</u>		<u>Amount in lakhs</u>
1. Sales Tax	-	65.00
2. AIT	-	9.95
3. TWWF	-	5.36
4. Abkari	-	1.55
5. MWT	-	1.53
6. LIOD	-	3.98
7. Other Miscellaneous items	-	165.46
8. Short terms Loan	-	1.22

	Total	254.05
		=====

Source : Collectorate, Kozhikode.

STATE OF TEXAS

Amount in Dollars

Year

1850	-	1850
1851	-	1851
1852	-	1852
1853	-	1853
1854	-	1854
1855	-	1855
1856	-	1856
1857	-	1857
1858	-	1858
1859	-	1859
1860	-	1860
1861	-	1861
1862	-	1862
1863	-	1863
1864	-	1864
1865	-	1865
1866	-	1866
1867	-	1867
1868	-	1868
1869	-	1869
1870	-	1870
1871	-	1871
1872	-	1872
1873	-	1873
1874	-	1874
1875	-	1875
1876	-	1876
1877	-	1877
1878	-	1878
1879	-	1879
1880	-	1880
1881	-	1881
1882	-	1882
1883	-	1883
1884	-	1884
1885	-	1885
1886	-	1886
1887	-	1887
1888	-	1888
1889	-	1889
1890	-	1890
1891	-	1891
1892	-	1892
1893	-	1893
1894	-	1894
1895	-	1895
1896	-	1896
1897	-	1897
1898	-	1898
1899	-	1899
1900	-	1900
1901	-	1901
1902	-	1902
1903	-	1903
1904	-	1904
1905	-	1905
1906	-	1906
1907	-	1907
1908	-	1908
1909	-	1909
1910	-	1910
1911	-	1911
1912	-	1912
1913	-	1913
1914	-	1914
1915	-	1915
1916	-	1916
1917	-	1917
1918	-	1918
1919	-	1919
1920	-	1920
1921	-	1921
1922	-	1922
1923	-	1923
1924	-	1924
1925	-	1925
1926	-	1926
1927	-	1927
1928	-	1928
1929	-	1929
1930	-	1930
1931	-	1931
1932	-	1932
1933	-	1933
1934	-	1934
1935	-	1935
1936	-	1936
1937	-	1937
1938	-	1938
1939	-	1939
1940	-	1940
1941	-	1941
1942	-	1942
1943	-	1943
1944	-	1944
1945	-	1945
1946	-	1946
1947	-	1947
1948	-	1948
1949	-	1949
1950	-	1950
1951	-	1951
1952	-	1952
1953	-	1953
1954	-	1954
1955	-	1955
1956	-	1956
1957	-	1957
1958	-	1958
1959	-	1959
1960	-	1960
1961	-	1961
1962	-	1962
1963	-	1963
1964	-	1964
1965	-	1965
1966	-	1966
1967	-	1967
1968	-	1968
1969	-	1969
1970	-	1970
1971	-	1971
1972	-	1972
1973	-	1973
1974	-	1974
1975	-	1975
1976	-	1976
1977	-	1977
1978	-	1978
1979	-	1979
1980	-	1980
1981	-	1981
1982	-	1982
1983	-	1983
1984	-	1984
1985	-	1985
1986	-	1986
1987	-	1987
1988	-	1988
1989	-	1989
1990	-	1990
1991	-	1991
1992	-	1992
1993	-	1993
1994	-	1994
1995	-	1995
1996	-	1996
1997	-	1997
1998	-	1998
1999	-	1999
2000	-	2000
2001	-	2001
2002	-	2002
2003	-	2003
2004	-	2004
2005	-	2005
2006	-	2006
2007	-	2007
2008	-	2008
2009	-	2009
2010	-	2010
2011	-	2011
2012	-	2012
2013	-	2013
2014	-	2014
2015	-	2015
2016	-	2016
2017	-	2017
2018	-	2018
2019	-	2019
2020	-	2020
2021	-	2021
2022	-	2022
2023	-	2023
2024	-	2024
2025	-	2025
2026	-	2026
2027	-	2027
2028	-	2028
2029	-	2029
2030	-	2030
2031	-	2031
2032	-	2032
2033	-	2033
2034	-	2034
2035	-	2035
2036	-	2036
2037	-	2037
2038	-	2038
2039	-	2039
2040	-	2040
2041	-	2041
2042	-	2042
2043	-	2043
2044	-	2044
2045	-	2045
2046	-	2046
2047	-	2047
2048	-	2048
2049	-	2049
2050	-	2050

Comptroller of Public Accounts

NUMBER OF PATTAYAM ISSUED 1992-93

.....

1.	Pattayam issued for Govt. lands	-	194
2.	Tenancy cases	-	3183
3.	Kudikidappu Cases	-	617
4.	Surplus land	-	629 Nos.

Source : Collectorate, Kozhikode

STATE OF CALIFORNIA

1900

100	...
200	...
300	...
400	...
500	...

...

RAIN FALL STATISTICS
.....

	<u>1992</u>	<u>1993</u>
January	- Nil	- Nil
February	- Nil	- Nil
March	- Nil	- 8MM
April	- 116.6mm	- 9.9MM
May	- 275.0mm	- 148.2mm
June	- 920.5mm	- 797.7mm
July	- 981.9mm	- 786.7mm
August	- 526.3mm	- 286.2mm
September	- 238.4mm	- 41.1mm
October	- 370.3mm	- 371.1mm
November	- 449.9mm	- 166.9mm
December	- Nil	- 42.1mm

Source : Collectorate, Kozhikode.

EXISTING STRENGTH OF POLICE FORCE 1992-93 (RURAL)

.....

1. Superintendent of Police	- 1	10. Head Constable(L)	- 132
2. Deputy Suptd. of Police	- 4	11. Head Constables(AR)	65
3. Assistant Commandant	- 1	12. PC's(L)	- 491
4. Circle Inspector	- 7	13. PC's(AR)	- 213
5. Reserve Inspector	- 1	14. WSI	- - 1
6. Sub Inspector	- 26	15. WHCs	- - 5
7. Reserve Sub Inspector	- 6	16. WPCs	- - 19
8. Assistant Sub Inspector(L)	- 18	17. Others	- - 136
9. Assistant Sub Inspector(AR)	- 3		

Source : Office of District Superintendent of Police,
(Rural) Kozhikode.

EXHIBIT STATEMENT IN SUPPORT OF PETITION FOR WRIT OF HABEAS CORPUS

STATEMENT

1.	Department of Justice	100-100000
2.	Department of Justice	100-100000
3.	Department of Justice	100-100000
4.	Department of Justice	100-100000
5.	Department of Justice	100-100000
6.	Department of Justice	100-100000
7.	Department of Justice	100-100000
8.	Department of Justice	100-100000
9.	Department of Justice	100-100000
10.	Department of Justice	100-100000

STATEMENT OF THE DEPARTMENT OF JUSTICE

IN SUPPORT OF PETITION FOR WRIT OF HABEAS CORPUS

POLICE FORCE AT DISTRICT HEAD QUARTERS 1992-93

1. Commissioner of Police	1	10. ASI (AR)	-	-
	<u>Existing</u>			<u>Existing</u>
1. Commissioner of Police	- 1	10. ASIs(AR)	-	4
2. Deputy Commandant	- 1	11. HCs(Local)	-	163
3. Assistant Commissioner	- 5	12. HC's(AR)	-	91
4. Assistant Commissioner(AR)-	1	13. PCs(Local)	-	672
5. Circle Inspectors	- 9	14. PCs(AR).	-	380
6. Sub Inspectors	- 40	15. WSI	-	1
7. Reserve Inspector	- 2	16. WIICs	-	5
8. Reserve Sub Inspectors(AR)	12	17. WPIs	-	20
9. ASI (Local)	- 11	19. Others	-	242

Source :- Commissionerate of Police, Kozhikode.

REPORT OF THE COMMISSIONERS OF THE LAND OFFICE

Year	Area (Acres)	Value (£)	Description
1870	10,000	100,000	Land in the County of ...
1871	11,000	110,000	Land in the County of ...
1872	12,000	120,000	Land in the County of ...
1873	13,000	130,000	Land in the County of ...
1874	14,000	140,000	Land in the County of ...
1875	15,000	150,000	Land in the County of ...
1876	16,000	160,000	Land in the County of ...
1877	17,000	170,000	Land in the County of ...
1878	18,000	180,000	Land in the County of ...
1879	19,000	190,000	Land in the County of ...

Total ...

DETAILS OF CRIMES 1992-93

.....

1. Number of criminal cases	-	-	15
2. Crime informed	-	-	15
3. Crimes proved	-	-	1
4. Acquitted persons	-	-	9

Source : Office of the Supdt. of Police,
Crime Branch CID, Kozhikode.

MINUTES OF THE BOARD OF DIRECTORS

1922

- 1. Report of the Board of Directors
- 2. Report of the Finance Committee
- 3. Report of the Executive Committee
- 4. Report of the Audit Committee

Approved and adopted by the Board of Directors
this 15th day of January, 1922.

DETAILS OF CO-OPERATIVE INSTITUTIONS 1992-93

.....

1. Number of Co-operative institution	-	-	705
2. Working capital of Co-operative institution	-		10216 Lakhs
3. No. of Co-operative Banking Institutions			
a) Primary Agricultural Credit Societies	-		93
a) Agricultural Development Bank	-		3
c) District Co-operative Banks	-		1

Source : Office of the Joint Registrar of Co-operative Societies, Kozhikode.

STATE OF MICHIGAN

1911

IN SENATE

REPORT OF THE COMMISSIONERS OF THE LAND OFFICE

FOR THE YEAR ENDING DECEMBER 31, 1910

ALBION, MICHIGAN: THE STATE PRINTING OFFICE, 1911.

COMMISSIONERS OF THE LAND OFFICE:


W. H. HARRIS, Chairman

ALBION, MICHIGAN: THE STATE PRINTING OFFICE, 1911.

NUMBER OF FAMILY WELFARE CENTRES - 1993

.....

Rural Main Centres	-	-	-	63
Rural Sub Centres	-	-	-	326
Total	-	-	-	389



DETAILS OF RURAL WATER SUPPLY 1992-93

.....

Number of House connections provided	-	-	5480
Number of Stand posts installed	-	-	5804
Number of Schemes in operation	-	-	140
Number of Schemes completed	-	-	13

STATE OF NEW YORK

IN SENATE

January 10, 1906

REPORT OF THE

COMMISSIONERS OF THE LAND OFFICE

FOR THE YEAR 1905

CATEGORYWISE CONSUMPTION OF ELECTRICITY 1992-93

.....

I. Electrical Consumption (in the Division)

1. Domestic	-	96637
2. Non Domestic	-	26677
3. Industrial	-	2329
4. Agricultural	-	1633
5. Public lighting	-	3057
6. High Tension		
6. High Tension	-	50
7. Water works	-	15

Source : KSED, Electrical Division, Kozhikode.

THE UNIVERSITY OF CHICAGO

LIBRARY

PHYSICS DEPARTMENT

1950

1951

1952

1953

1954

1955

1956

CHICAGO, ILLINOIS

562

