




Government of Kerala



**Report on
Survey of Private Medical Institutions
in Kerala - 2004**

**Department of Economics & Statistics
Thiruvananthapuram**



Government of Kerala

REPORT ON SURVEY OF PRIVATE MEDICAL INSTITUTIONS IN KERALA 2004

Department of Economics & Statistics, Kerala
Thiruvananthapuram
2006

Preface

The Department of Economics & Statistics conducted statewide Census of Private Medical Institutions in Kerala during 1986 and 1995 respectively. In order to update the statistics on medical facilities available in the private sector, a survey was again conducted in March 2004 and the present report is based on the details from the study. From the data collected, a Directory of Private Medical Institutions in the State is also prepared. It is hoped that the data gathered through this enquiry will bridge the gap in the Health Statistics of the State.

This report was prepared by Dr. T. Bhavana, Deputy Director with the assistance of Smt. Mollykutty.C. Varkey, Research Officer, Sri. Rajendran Kuttikkad, U.D. Compiler under the guidance of Sri. S. Rajendran, Joint Director and Sri. K. Narayanan, Additional Director. The computer assistance rendered by Sri. K. Vimalan, Deputy Director, Sri. U. Sajeeb. U.D. Compiler, Sri. K.V. Abhilash, L. D. Compiler and Sri. S. Saseendran, U.D. Typist are also worth mentioning. I hope this report will be very useful to the planners, researchers and other data users. Suggestions for improvement are most welcome.

Thiruvananthapuram,
31/05/2006

M. R. BALAKRISHNAN
DIRECTOR

CONTENTS

		Pages
Chapter I	General Review	1
Chapter II	Number of Medical Institutions	3
Chapter III	Result of the Survey	5
Chapter IV	Summary of findings	13
<i>Table 1</i>	Districtwise Number of Medical Institutions Based on System of Medicines	16
<i>Table 2</i>	Districtwise Number of Medical Institutions Based on Main Activity	17
<i>Table 3</i>	Districtwise Number of Medical Institutions & Average Number of Inpatients & Outpatients Per Year	18
<i>Table 4</i>	Districtwise Number of Medical Institutions Based on Type of Speciality	27
<i>Table 5</i>	Districtwise Number of Medical Institutions Based on Type of Registration	36
<i>Table 6</i>	Districtwise Number of Medical Institutions Based on Type of Ownership/Management	45
<i>Table 7</i>	Districtwise Number of Medical Institutions Which Are Approved by Government	54
<i>Table 8</i>	Districtwise Number of Medical Institutions Getting Grants And Agency	62
<i>Table 9</i>	Districtwise Number of Medical Institutions Based on Fixed Assets	71
<i>Table 10</i>	Districtwise Number of Medical Institutions Based on Investment	79
<i>Table 11</i>	Districtwise Number of Medical Institutions Based on Main or Branch Hospital	88
<i>Table 12</i>	Districtwise Number of Doctors/Physicians in Medical Institutions	97
<i>Table 13</i>	Districtwise Number of Paramedical & Technical Staff in Medical Institutions	106

<i>Table 14</i>	Districtwise Number of Ministerial Staff in Medical Institutions	115
<i>Table 15</i>	Districtwise Number of Medical Institutions having Training Facilities	124
<i>Table 16</i>	Districtwise Training Facilities & Number of Seats in Medical Institutions (Provisional)	133
<i>Table 17</i>	Districtwise Number of Medical Institutions Having Clinical Facilities	142
<i>Table 18</i>	Classification of Medical Institutions Based on Laboratory Facilities	151
<i>Table 19</i>	Districtwise Number of Medical Institutions & Average Monthly Expenditure & Income (In Rs) Per Institution	160
<i>Table 20</i>	Districtwise Classification of Medical Institutions According to strength	169

REPORT ON PRIVATE MEDICAL INSTITUTIONS IN KERALA – 2004

Chapter I

GENERAL REVIEW

The standard of living of a population is mainly depending upon the state of general health of the population. In Kerala special attention is being given to increase health care facilities. With the advancement of science and technology and access to modern medicines, health facilities increased a lot. In a state like Kerala with higher level of education and considerable chunk of population living in urban areas and where much modern medical amenities are available, the health standard of the people is comparatively high. The following table reveals this point:

HEALTH CARE SERVICES IN INDIA & FEW MAJOR STATES OF INDIA

State	Number of hospitals per 100000 population (1998)		Number of Beds per 100000 Population (1998)		Number of Primary Health Centers per 100000 population (1998)		Number of Doctors and Nurses per 100000 population (1998)	
	Rural	Urban	Rural	Urban	Rural		Rural	
					PHCs	SCs	Doctors	Nurses
India	0.7	3.7	23.25	188.5	3.3	19.7	47.19	36.88
Bihar	0.1	2.0	3.94	226.69	2.7	17.9	30.55	10.29
Andhra Pradesh	2.0	9.5	27.28	255.44	3.2	20.3	49.67	23.34
Orissa	0.3	3.1	5.56	189.77	4.6	20	35.19	50.23
Rajasthan	-	1.6	2.95	159.55	4.3	25.3	32.01	22.38
West Bengal	0.2	1.3	9.12	224.57	2.8	14.7	61.38	25.26
Gujarat	0.6	13.7	24.16	381.01	3.3	24.5	52.98	59.0
Karnataka	0.1	1.6	11.26	213.19	4.7	24.0	98.58	52.21
Maharashtra	0.0	8.3	20.72	219.70	3.3	18.6	62.72	48.64
Tamil Nadu	0.2	1.6	11.14	218.99	3.7	22.4	81.94	60.49
Delhi	-	-	-	-	0.6	3.3	-	-
Kerala	9.1	0.9	334.81	249.11	4.3	22.9	56.72	78.41
Madhya Pradesh	0.9	0.7	11.79	75.55	3.0	20.9	16.92	88.0

Source: Census of India 2001, provisional population

Infant mortality is an excellent indicator of the health status of the population . In Kerala it fares the best with a very low infant mortality rate of 16, while Orrisa, Rajasthan and Madhya Pradesh recorded very high infant mortality rates. The details are as follows:

INFANT MORTALITY RATES IN INDIA AND MAJOR STATES

(Per '000)

State	1994	1997	2001
India	74	71	71
Bihar	67	71	67
Madhya Pradesh	98	94	97
Andhra Pradesh	65	63	66
Orissa	103	96	98
Rajasthan	84	85	83
West Bengal	62	55	53
Gujarat	64	62	64
Karnataka	67	53	58
Maharashtra	55	47	49
Tamil Nadu	59	53	53
Delhi	54.1	29.1	51
Kerala	16	12	16

Source: 1. Compendium of India's fertility and mortality Indicators. 1971-1997, Registrar General, India, New Delhi, 1999
 2. Economic Survey 2002-2003

The health indicators available provide evidence of a good healthy background to our people. Compared to other states, Kerala has the highest Per capita public health expenditure. The 52nd round NSS survey reveals that the total average expenditure per hospitalisation at the National level in the private sector is Rs 4300 in rural areas and Rs 5344 in urban areas and for the public hospitals it is Rs 2080 for rural areas and Rs 2195 for urban areas. The survey results show that taking together all types of hospitals (both in the private and public sectors) the average total expenditure per hospitalisation in Kerala stood at Rs 1927 which was the lowest among the 15 major states in India. Due to the high health awareness of the Kerala people health facility utilization rate is high in the state. According to India Health Report, the number of public and private hospitalisation per 100000 persons comes to 7480 in Kerala. Here the role of private medical institutions is of great significance.

Chapter II

NUMBER OF MEDICAL INSTITUTIONS

The number of private medical institutions in the state as ascertained from the 3 surveys conducted so far by the Department are given below

NUMBER OF PRIVATE MEDICAL INSTITUTIONS IN KERALA

Year of survey	Number of Institutions
1986	9663
1995	12618
2004	12918

The tables show that the increase in private medical institutions is 2955 between the first two surveys while increase is negligible between 1995 to 2004. This is due to the difference in concepts followed during second and third surveys. Doctor's consultation centres were also taken as hospitals during 1995 but it was not considered as hospital during 2004. Due to this, the total number of institutions showed only nominal increase i.e. 2.38% in third survey, when compared to the second one.

II Objectives

The main objective of this census was to find out the number of private medical institutions in the state under various systems of medicines, the number of medical and paramedical staff employed in them and the type of facilities available. Further, the survey would provide data for the preparation of a panchayat wise directory of private medical institutions in the state.

III Concepts and Definitions

i) Medical Institutions: -

Medical Institutions are those where patients are examined for diagnosis of diseases and medical treatment prescribed and provided. Places/institutions where only consultation facility is available such as consulting rooms or institutions engaged only in selling medicines were not be treated as medical institutions.

ii) Private Medical Institution: -

A medical institution run by individual(s) or an organisation (e.g. Trust, Co-operative society, Company etc) Other than Government Institutions (including institutions receiving Government grants) were treated as private medical institutions.

iii) System of medicine: -

This refers to the system of medical treatment followed in the institution viz Allopathy, Ayurveda, Homoeopathy, etc.

iv) Doctor

Any person in the institution authorised to diagnose illness, prescribe medicine and conduct surgery, etc is considered as a doctor for the purpose of the survey. He may be paid or unpaid and may work full time or part time. In this survey attempt was made to enquire whether he has the prescribed qualification or possessed valid registration.

v) Para-medical Staff/Technical Staff

Paramedical staff include Public Health Nurses, Assistant Public Health Nurses, Pharmacist, Multipurpose Health Workers and Attenders. Technical Staff include Laboratory Technicians, X-ray Technicians, etc.

vi) Ministerial Staff

These include the Office Staff, Drivers, Attenders, Lift Operators and other Non- Para-Medical Staff.

IV. Coverage

The census covered all private medical institutions in the state as on 31-03-2004

V. Method of data collection and processing

The investigators of the Department were entrusted with the fieldwork. The details were collected panchayat wise. The statistical inspectors, the Taluk Statistical Officers and District Level Officers of the Department supervised the fieldwork. The investigators were directed to prepare a list of the private medical institutions under their jurisdiction by local enquiry before the commencement of the canvassing of details in the prescribed schedules.

Chapter III

RESULT OF THE SURVEY

The recent survey throws light on the achievement made by the private sector in health facilities of the state. The survey findings on the relevant indicators are summarized below.

Out of 12467 number of private medical institutions in the state, 1942 medical institutions had in-patient facilities with total bed strength of 64491.

The distribution of these institutions according to the systems of medicines is given below.

System wise Inpatient and Out Patient

System of Medicines	Facilities		
	No. of Beds	No. of inpatients	No. of out patients
Allopathy	57071	4217052	39281808
Ayurveda	5502	211620	9523224
Homoeo	813	60504	8900280
Total	63386	4489176	57705312

Above table reveals that 4489176 inpatients were facilitated to utilize its service in all the three systems. In all 57705312 out patients were facilitated in private medical care network.

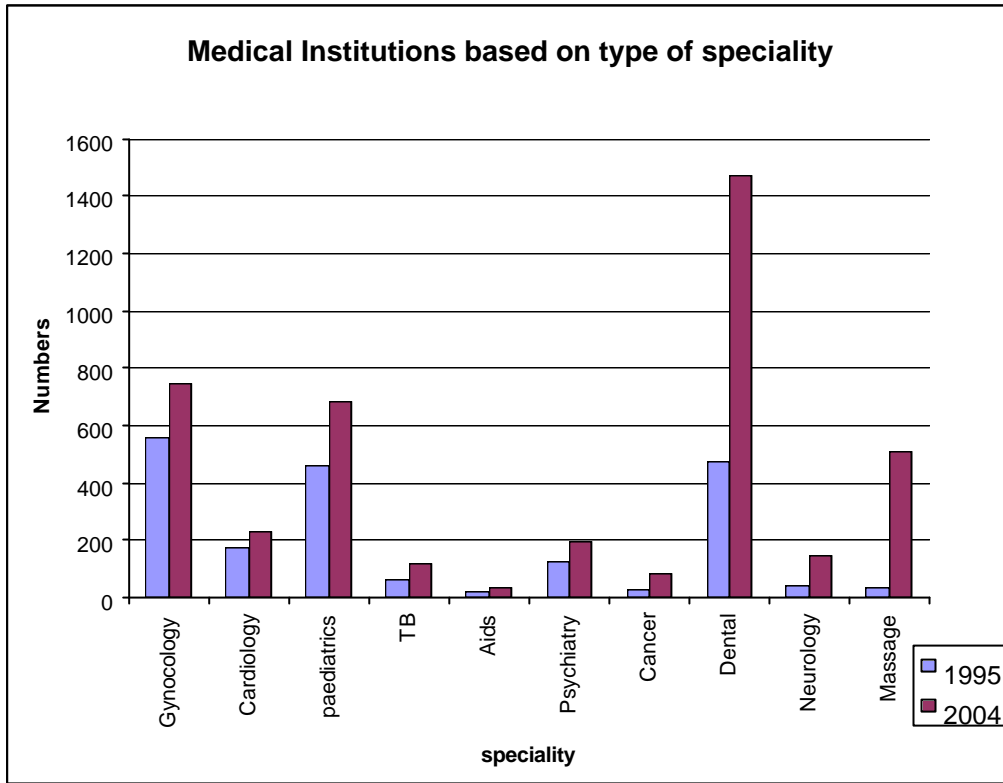
In the present medical field, the use of modern techniques by utilizing the modern equipment is of great significance. The use of X- ray for disease diagnosis is common and this facility is available in 861 private hospitals in the state.

Laboratory and other facilities

According to this survey total number of allopathic private medical institutions, which are having anti-rabies facilities, accounts to 187, 24 hours casualty services shared by 491, dialysis services 46 and kryo treatment numbers 156 respectively.

1. Private Medical Institutions

As per this survey, medical institutions having facilities such as disease diagnosis by a doctor, inpatient facilities, X-ray, scan, blood testing, medicine selling etc are considered as medical institutions. But institutions such as laboratories, which are testing, blood, urine etc and optical shops, which are running without the services of a doctor are not included in this survey. Like wise medical institutions owned and operated by private individuals, organisations, trusts, companies, co-operative societies, etc are considered as private medical institutions.



2. Type of management

An over all picture of the total number of private medical institutions according to the type of management in the state are given below.

NUMBER OF PRIVATE MEDICAL INSTITUTIONS BASED ON TYPE OF OWNERSHIP/MANAGEMENT

Type of Ownership/ Management						
Proprietorship	Partnership	Co-Operatives	Trusteeship	Limited companies	Others	Total
10864	674	93	365	176	295	12467

Type of ownership patterns reveals that 87.14% of private medical institutions are functioning as proprietorship, 2.92% in trusteeship, 5.4% in partnership, 0.74% in Co-operatives 1.41% under limited Companies and the rest is included under other category.

3. Type of Registration (Table: 5)

Survey results show that 62.92% of medical institutions are registered under local bodies, 3.3% are under charitable act 9.67% are included as medical institutions, 7.28% are registered with IMA and 8.4% are coming under IMC. The percentage share of institutions having no registration was

11.6. 51% are registered under Dental Council and 0.12% under Homoeo council. Type of registration not included under any of the above categories accounted as 12.95%.

4. Government approval (Table No: 7)

Government approval is essential for the proper functioning of the medical institutions. According to this survey, it can be seen that only 45.16% of institutions are approved by Government. At the same time 54.4% of institutions are not approved by the Government. Not reported cases constitutes to 0.39%.

5. Grant (Table: 8)

Sound financial condition is the backbone of the proper functioning of any institution. As such grant assumes prime importance. The survey results reveal that only 1.16% of institutions received grant and the remaining are having no grant from any source. Data regarding source of grant reveals that State Government provides major share of grant to these institutions (37.93%). Share of grant from Central Government constitutes to 6.89%. Grant in aid received due to registration under charitable Act, within the state shares to 12.41% and out side state and within the country accounts to 6.89%. Charitable assistance outside the state is also of much significant (8.96%). Other institutions within the country and outside the country also provide grant to these institutions. The percentage share of these institutions comes to 6.89 and 3.49 respectively. IMC also provides financial assistance to private medical institutions. The percentage share of this is 4.13 according to this survey. The percentage share of grant received from other sources not mentioned above category is not negligible. It constitutes to 12.41%

System of Medicine

In medical field various systems of treatment is followed viz. Allopathy, Ayurveda, Homoeo, etc System wise details of private medical institutions in the state are presented below.

SYSTEM WISE DETAILS OF PRIVATE MEDICAL INSTITUTIONS IN KERALA

Sl.No	System of Medicine	Year		
		1986	1995	2004
		No.	No (%)	No. (%)
1	Allopathy	3565	4288 (+20.28)	4825 (+12.5)
2	Ayurveda	3925	4922 (+25.40)	4332 (-11.98)
3	Homoeo	2078	3118 (+50.05)	3226 (+ 3.4)
4	Others	95	290 (+205.26)	535 + 84.48
Total		9663	12618 (+30.58)	12918 (+2.38)

The above table reveals that when compared to the 1986 survey there was an increase of 30.58% in the total number of private medical institutions in 1995. But during 2004 it showed an increase of only 2.38% . It is due to the conceptual differences followed in various surveys.

6. Type of Hospital Table: 11

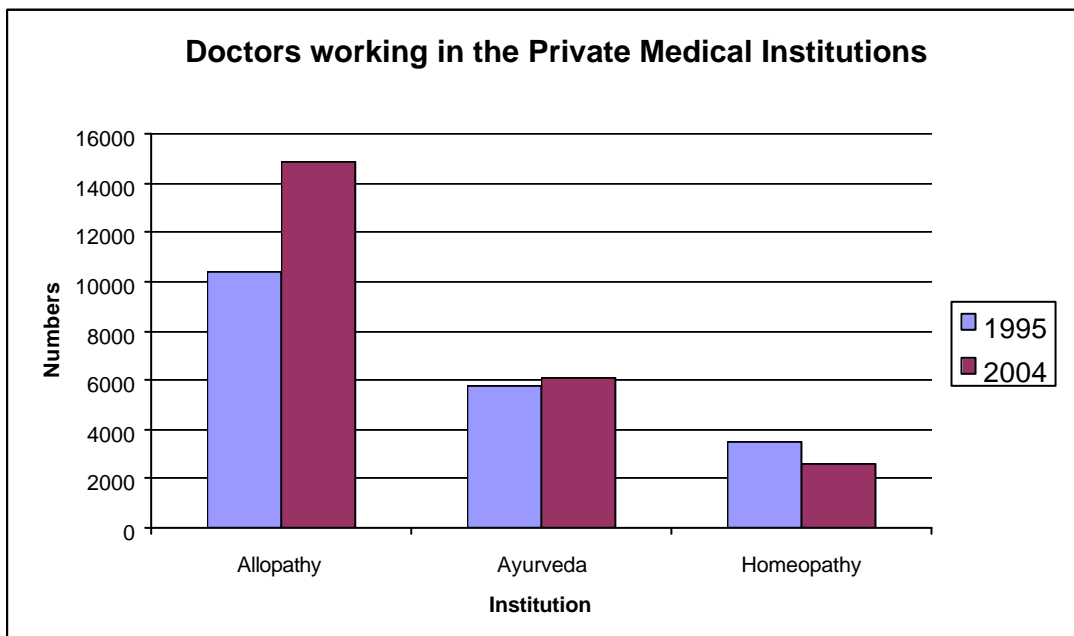
Among the total private medical institutions functioning in the state, 11019 were main hospitals, which covers 88.38% of the total hospitals. The remaining portion i.e. 1435 (11.51%) number of hospitals working as branches.

7. Employment (Table : 12 & 13)

The present survey highlights the employment pattern of private health care facilities in the state. The total employment provided in the private health care systems accounted as 63467 numbers excluding ministerial staff

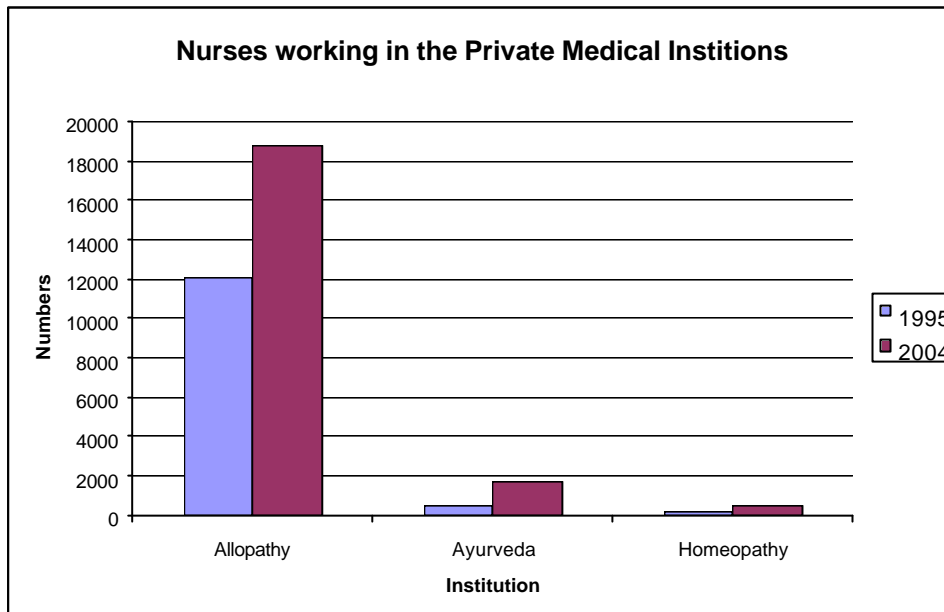
8. Doctors/Physicians (Table: 12)

In this survey, attempt was made to verify whether the doctor has the prescribed qualification or possessed valid registration. Accordingly the total number of full-time doctors with qualification of post graduation and above accounted as 5556 and part time numbered as 2921 during the survey period. At graduation level, the full-time number accounted as 7444 and part time 3362. Below graduation level the respective number of doctors comes to 1621 and 788 respectively. The other category numbered as 2035. The number of full-time physiotherapist according to this survey is accounted as 472 and part time is 202. Thus there are 15093 full time doctors, 7273 part time doctors and 2035 other type of doctors.



9 Paramedical staff (Table: 13)

In the category of paramedical staff employees such as nurses, pharmacist, attenders and others also were included. The total number of nurses employed in private sector accounted as 20164, Pharmacist-3168, Attenders-6562 and others – 3180. Thus the total number of paramedical staff employed in private sector accounted as 33074.



10. Technical Staff (Table: 13)

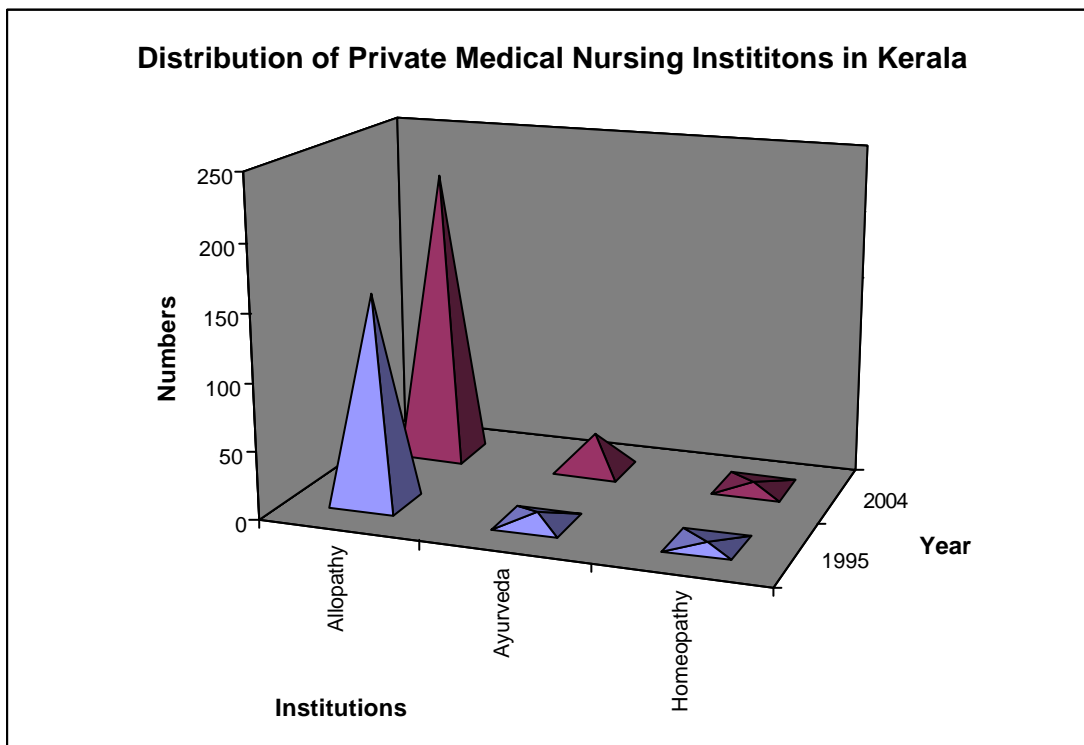
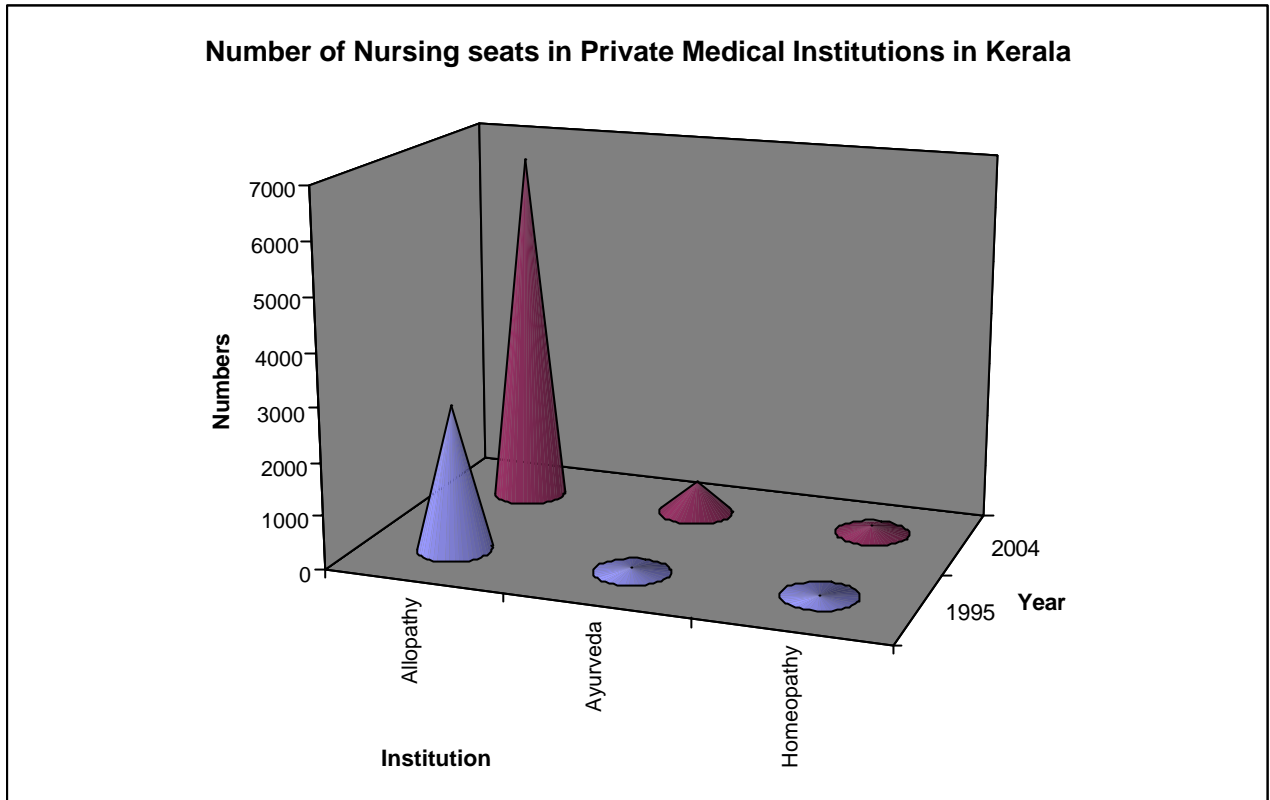
Among the technical staff laboratory technicians, radiologist, X-ray Technicians and others were included. The total number of persons employed in this category was 5992.

11. Ministerial Staff (Table: 14)

According to this census the total number of persons employed as ministerial staff was 12107

12. Training facilities (Table: 15)

It is revealed in the survey that 419 private medical institutions have training facilities at different fields. Institutions having training facilities in medical graduates and above category numbered to 27. Nursing training accounted as 269. Paramedical staff training facilities is provided by 52 institutions. Training facilities provided for family welfare of M.C.H. is 9, physiotherapy is 8, and others 54.



13. Fixed assets (Table: 9)

It can be seen that 34.47% of private medical institutions are having fixed assets such as owned land. The percentage share of owned building is 38.36. About 65.83% are running on rental land and 62.04% are on rental building.

14. Investment (Table: 10)

Investment pattern of the private medical institutions of the state reveals certain peculiar characteristics. It can be seen that the percentage share of institutions having 100% investment within the state accounts to 69.9% . Having investment within the state and outside the state comes to 0.64 percent. Not reported cases accounted to a remarkable percentage i.e. 29.47%.

15. Income and Expenditure (Table 19)

Kerala has constituted a good health care coverage under private sector. The survey results show that the average monthly income received per institution is RS 97034/- where as the average expenditure accounted as Rs 80352/-

Institutions having multiple system of treatment

There are 414 institutions, which are having more than one system of treatment. Table: IA shows the district wise no of medical institution having multiple system of treatment.

Total number of Private Medical Institutions in all system of treatment together comes to 12467. But when we take system wise number of institutions the total number comes to 12918. This is because in few institutions more than one system of medicine is used for treatment.

District wise No. Of Medical Institutions Having Multiple Systems

Sl No	District	Two Systems				Three Systems					Having Four Systems	Total
		Allopathic +Ayurveda	Allopathic +Homoeo	Ayurveda +Homoeo	Others	Allopathic +Ayurveda +Homoeo	Allopathic +Ayurveda +Others	Allopathic +Homoeo +Others	Ayurveda +Homoeo +Others	Others		
1	Kasaragod	8	0	1	7	1	0	0	0	1	0	18
2	Kannur	5	6	6	9	0	0	0	0	0	0	26
3	Wayanad	3	0	2	4	0	0	0	0	0	0	9
4	Kozhikkode	2	1	3	21	0	0	0	0	1	0	28
5	Malappuram	5	1	5	25	0	0	0	0	0	1	37
6	Palakkad	5	3	2	19	2	0	0	0	0	0	31
7	Thrissur	12	2	2	4	0	0	0	0	0	0	20
8	Eranakulam	14	5	4	12	1	1	0	1	0	1	39
9	Idukki	0	4	1	8	0	1	1	0	0	0	15
10	Kottayam	6	2	5	27	0	2	0	0	0	1	43
11	Alappuzha	3	4	4	4	1	0	0	0	0	0	16
12	Pathanamthitta	8	4	4	4	0	0	0	1	0	0	21
13	Kollam	17	13	4	6	4	1	0	0	0	0	45
14	Thiruvananthapuram	17	26	4	8	9	0	0	0	1	1	66
State		105	71	47	158	18	5	1	2	3	4	414

CHAPTER IV

SUMMARY OF FINDINGS

Kerala has a vast health care infrastructure under Allopathy, Ayurveda and Homoeopathy system of medicine. In the health sector the role of private sector is significant. Under private sector, the main three systems together have 12383 medical institutions. The total bed strength in the three main systems viz. Allopathy, Ayurveda, Homoeo is 63386. Out of it, 88% of beds and 37.35% of medical institutions are under Allopathy, 33.53% medical institutions and 8.53% beds are in Ayurveda. Homoeopathy institutions constitute 24.97% and beds under it are 1.26%.

Three systems together treated 44.89 lakhs inpatients and 577.05 lakhs outpatients during the survey period.

Hospital infrastructure under private sector consists of Co-operative institutions (0.74%) proprietorship institutions (87.14%) etc.

There are 24401 doctors under private sector. The strength of nurses available for health care services under private sector is 20164, paramedical staff consists 12910 excluding nurses.

Data collected from private medical institution shows that the percentage share of institutions having 100% investment within the state accounts to about 69.9%. The analysis of the field survey results leads to the following observations.

Major Achievements.

Number of institutions under private sector has increased from 12618 in 1995 to 12918 in 2004.

The number of private medical institutions not having any Government recognition accounts to 6787.

In patients treated increased from 35.66 lakhs to 44.89 lakhs and showed increase of 25.88% in the three major system of treatment.

Similarly out patients treated also increased from 560 lakhs to 577 lakhs which exhibits an increase of 3.03 % in three major systems.

Number of institutions having operation facilities accounted as 1519 during the survey period.

Bed facilities under three major systems numbered to 63386.

Total number of institutions having training facilities in private sector accounted to 419.

Nursing training facility is available in 269 institutions.

Doctors training facilities is available in 27 private hospitals.

Scanning facilities are provided in 171 number of hospitals. It showed an increase of 106%, when compared to the previous survey.

In Allopathy system of medicine, number of seats for nursing in paramedical field is 7399.

Cardiology treatment facilities (eco test) are available in 117 number of hospitals. Growth rate is 82.8%.

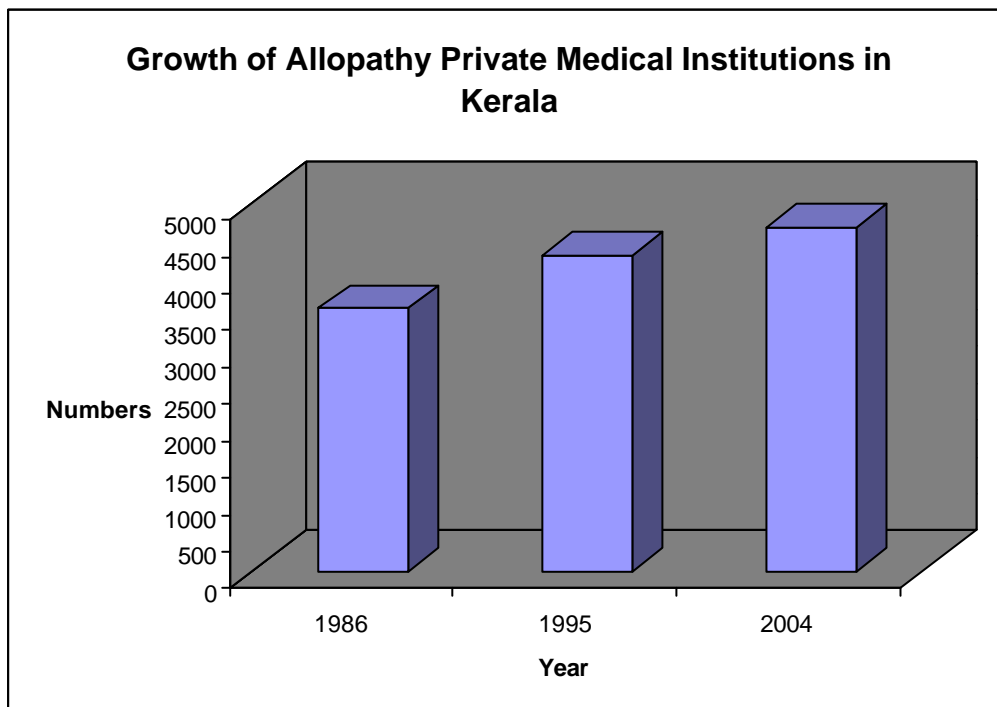
Female health care facilities (Gynaecology) increased from 557 to 745 in 2004(33.7%).

Cancer treatment facilities are provided in 80 number of hospitals. Percentage increase is 166%.

T.B Clinic facilities are available in 117 number of hospitals.

24 hours accident emergency services are provided in 491 number of hospitals.

Treatment for AIDS provided in 38 hospitals.



Medical Institutions under Government Sector

According to the available figures, there is at least one health care institution in each Grama Panchayath. (Economic Review 2004). Three systems of medicine viz. Allopathy, Homoeopathy and Ayurveda together have 2696 institutions (excluding sub centres and grant in aid institutions) in the Government sector with a bed strength of 48834. In these institutions the total number of in-patients treated accounted as 18.84 lakhs (in 2003) and outpatients numbered to 756.6 lakhs. When compared to the private medical institutions, the

number of bed facilities provided under government sector is very low even though the number of institutions under government sector is very high. The respective numbers under private sector accounted as 12918 and 63386. Like wise the number of inpatients also is very large when compared to the government sector. The present survey results reveal it as 44.89 lakhs. From this, it can be seen that when compared to the government sector the facilities provided under private sector is high.

Conclusion

According to Bhore Committee on Health (1946) "the term health implies more than an absence of sickness in the individual and indicates a state of harmonious functioning of body and mind in relation to his physical and social environment so as to enable him to enjoy life to the fullest extent and to reach his maximum level of productive efficiency." Therefore it is a fact that in the process of qualitative expansion of health care services, adequate attention should be given to the quality of services rendered. It is essential that quantitative, improvement of the services goes hand in hand with expansion of the infrastructure. However the present survey reveals that private health care system of the State is efficient to use and has greatly influenced the present health standard. To reach even the minimum standards of health care services now existing in developed countries, the role of private medical institutions in the State is of great significant.

During the last five decades, the mortality rate in the state has declined and expectation of life at birth has improved. In medical care and man power facilities, there is no doubt that the number of hospital, beds, doctors, nurses, etc. have grown fast over the years. Even though the growth is not so much impressing when related to the population, there is no doubt that the private health care services have a great bearing on the health of the people of Kerala.

Table 1
Districtwise No. of Medical Institutions Based on System of Medicines

SI No	District	System of Medicines								Total
		Allopathy	Ayurveda	Homoeo	Unani	Sidha	Marma	Naturopathy	Others	
1	Kasaragod	184	188	54	4	0	0	0	9	439
2	Kannur	300	373	259	2	3	3	1	21	962
3	Wayanad	106	138	77	6	0	0	0	14	341
4	Kozhikkode	352	539	291	19	0	5	1	28	1235
5	Malappuram	333	355	192	29	0	1	3	31	944
6	Palakkad	262	370	121	9	12	2	1	19	796
7	Thrissur	316	437	202	10	2	1	4	9	981
8	Eranakulam	793	465	536	12	4	3	0	44	1857
9	Idukki	238	132	109	1	1	1	1	13	496
10	Kottayam	440	428	407	4	6	6	4	46	1341
11	Alappuzha	384	262	335	5	1	1	1	16	1005
12	Pathanamthitta	263	155	163	2	2	1	0	12	598
13	Kollam	374	244	226	2	1	1	1	11	860
14	Thiruvananthapuram	480	246	254	4	39	5	3	32	1063
State		4825	4332	3226	109	71	30	20	305	12918

Table 2

Districtwise No. of Medical Institutions Based on Main Activity

SI No	Main Activity						Total
	District	With Inpatient Facility	Without Inpatient Facility	Paramedical Facilities	Other Facilities	Not Reported	
1	Kasaragod	46	351	10	11	1	419
2	Kannur	140	701	5	90	0	936
3	Wayanad	50	276	3	3	0	332
4	Kozhikkode	162	1005	3	33	3	1206
5	Malappuram	162	731	7	5	0	905
6	Palakkad	106	623	15	19	0	763
7	Thrissur	163	765	5	26	2	961
8	Eranakulam	198	1573	11	26	5	1813
9	Idukki	133	330	8	8	0	479
10	Kottayam	135	1101	23	34	1	1294
11	Alappuzha	118	791	5	73	1	988
12	Pathanamthitta	96	459	5	16	0	576
13	Kollam	215	594	1	0	0	810
14	Thiruvananthapuram	218	756	2	9	0	985
State		1942	10056	103	353	13	12467

Table 3**Districtwise No. of Medical Institutions & Average No. of Inpatients & Outpatients Per Year**

SI No	District	No. of Institution	Number of Wards	Number of Beds	No. of Inpatients	No. of Outpatients
1	Kasaragod	439	199	1549	110220	2062716
2	Kannur	962	445	5081	225480	4170600
3	Wayanad	341	160	1521	93708	1431828
4	Kozhikkode	1235	504	3081	233880	4614060
5	Malappuram	944	356	4108	325392	5176932
6	Palakkad	796	241	2653	130692	3243756
7	Thrissur	981	660	7272	444432	4209396
8	Eranakulam	1857	590	9850	1200612	7720092
9	Idukki	496	650	5149	234624	3627876
10	Kottayam	1341	693	5285	304692	5659656
11	Alappuzha	1005	249	2922	294636	3959820
12	Pathanamthitta	598	424	4323	274956	3000312
13	Kollam	860	503	4886	314136	4824564
14	Thiruvananthapuram	1063	601	6811	327288	4925544
State		12918	6275	64491	4514748	58627152

Table 3.1**Districtwise No. of Medical Institutions & Average No. of Inpatients & Outpatients Per Year***System of Medicine : Allopathic*

SI No	District	No. of Institution	Number of Wards	Number of Beds	No. of Inpatients	No. of Outpatients
1	Kasaragod	184	182	1441	104016	1303872
2	Kannur	300	406	4766	216624	2692860
3	Wayanad	106	144	1429	86484	909936
4	Kozhikkode	352	463	2908	225936	3079716
5	Malappuram	333	267	3000	297912	3089904
6	Palakkad	262	180	2192	120264	1929396
7	Thris sur	316	553	6612	407928	2895336
8	Eranakulam	793	503	8770	1161996	5325132
9	Idukki	238	630	4973	223488	2826960
10	Kottayam	440	629	4873	286632	3530064
11	Alappuzha	384	212	2342	264864	2495256
12	Pathanamthitta	263	298	3801	224460	2260200
13	Kollam	374	434	4236	291084	3312312
14	Thiruvananthapuram	480	479	5728	305364	3630864
State		4825	5380	57071	4217052	39281808

Table 3.2**Districtwise No. of Medical Institutions & Average No. of Inpatients & Outpatients Per Year***System of Medicine : Ayurveda*

SI No	District	No. of Institution	Number of Wards	I Number of Beds	No. of Inpatients	No. of Outpatients
1	Kasaragod	188	16	106	6168	549108
2	Kannur	373	26	182	2976	620796
3	Wayanad	138	14	86	7152	290748
4	Kozhikkode	539	32	131	5664	753132
5	Malappuram	355	69	1002	22440	1226976
6	Palakkad	370	53	410	6972	886500
7	Thrissur	437	96	583	30036	691716
8	Eranakulam	465	61	650	22320	893832
9	Idukki	132	7	71	2136	335676
10	Kottayam	428	47	299	13260	860352
11	Alappuzha	262	24	353	15816	666348
12	Pathanamthitta	155	123	513	50256	399348
13	Kollam	244	48	478	17664	793344
14	Thiruvananthapuram	246	52	638	8760	555348
State		4332	668	5502	211620	9523224

Table 3.3

Districtwise No. of Medical Institutions & Average No. of Inpatients & Outpatients Per Year

System of Medicine : Homoeopathic

SI No	District	No. of Institution	Number of Wards	Number of Beds	No. of Inpatients	No. of Outpatients
1	Kasaragod	54				155256
2	Kannur	259	8	71	5076	793752
3	Wayanad	77				163788
4	Kozhikkode	291	1	5	48	700380
5	Malappuram	192	3	16	996	744624
6	Palakkad	121	5	35	3216	356268
7	Thrissur	202	5	39	5304	590580
8	Eranakulam	536	4	139	13308	1414344
9	Idukki	109	6	39	5988	426936
10	Kottayam	407	3	14	1212	1138728
11	Alappuzha	335	6	209	13680	778800
12	Pathanamthitta	163	2	5	120	332100
13	Kollam	226	15	97	4044	677988
14	Thiruvananthapuram	254	47	144	7512	626736
	State	3226	105	813	60504	8900280

Table 3.4

District wise No. of Medical Institutions & Average No. of Inpatients & Outpatients Per Year

System of Medicine: Unani

SI No	District	No. of Institution	Number of Wards	Number of Beds	No. of Inpatients	No. of Outpatients
1	Kasaragod	4				12600
2	Kannur	2				10632
3	Wayanad	6				13032
4	Kozhikkode	19	1	3	120	16932
5	Malappuram	29				49584
6	Palakkad	9				16236
7	Thrissur	10	1	2	84	9300
8	Eranakulam	12	1	18	60	14232
9	Idukki	1				1800
10	Kottayam	4				2412
11	Alappuzha	5				3372
12	Pathanamthitta	2				840
13	Kollam	2				14916
14	Thiruvananthapuram	4	1	5	300	2400
State		109	4	28	564	168288

Table 3.5

Districtwise No. of Medical Institutions & Average No. of Inpatients & Outpatients Per Year

System of Medicine: Sidha

SI No	District	No. of Institution	Number of Wards	Number of Beds	No. of Inpatients	No. of Outpatients
1	Kannur	3	1	2	120	5292
2	Palakkad	12				16044
3	Thrissur	2				1680
4	Eranakulam	4	2	30	132	20040
5	Idukki	1				3024
6	Kottayam	6				12000
7	Alappuzha	1				420
8	Pathanamthitta	2				120
9	Kollam	1				1140
10	Thiruvananthapuram	39	9	160	3036	72312
	State	71	12	192	3288	132072

Table 3.6

Districtwise No. of Medical Institutions & Average No. of Inpatients & Outpatients Per Year

System of Medicine : Marma

SI No	District	No. of Institution	Number of Wards	Number of Beds	No. of Inpatients	No. of Outpatients
1	Kannur	3				1128
2	Kozhikkode	5				2952
3	Malappuram	1				7200
4	Palakkad	2	1	10	120	72
5	Thrissur	1				84
6	Eranakulam	3				21720
7	Idukki	1	1	2	132	1896
8	Kottayam	6	1	20	1080	4536
9	Alappuzha	1				
10	Pathanamthitta	1				1020
11	Kollam	1				1140
12	Thiruvananthapuram	5	3	60	840	6540
State		30	6	92	2172	48288

Table 3.7

Districtwise No. of Medical Institutions & Average No. of Inpatients & Outpatients Per Year

System of Medicine : Naturopathy

SI No	District	No. of Institution	Number of Wards	Number of Beds	No. of Inpatients	No. of Outpatients
1	Kannur	1				360
2	Kozhikkode	1				48
3	Malappuram	3	6	20	396	480
4	Palakkad	1				48
5	Thrissur	4	5	36	1080	1560
6	Idukki	1				72
7	Kottayam	4	1	2	240	1320
8	Alappuzha	1				504
9	Kollam	1	4	50	864	11784
10	Thiruvananthapuram	3	2	6	120	7248
State		20	18	114	2700	23424

Table 3.8

Districtwise No. of Medical Institutions & Average No. of Inpatients & Outpatients Per Year

System of Medicine : Others

SI No	District	No. of Institution	Number of Wards	Number of Beds	No. of Inpatients	No. of Outpatients
1	Kasaragod	9	1	2	36	41880
2	Kannur	21	4	60	684	45780
3	Wayanad	14	2	6	72	54324
4	Kozhikkode	28	7	34	2112	60900
5	Malappuram	31	11	70	3648	58164
6	Palakkad	19	2	6	120	39192
7	Thrissur	9				19140
8	Eranakulam	44	19	243	2796	30792
9	Idukki	13	6	64	2880	31512
10	Kottayam	46	12	77	2268	110244
11	Alappuzha	16	7	18	276	15120
12	Pathanamthitta	12	1	4	120	6684
13	Kollam	11	2	25	480	11940
14	Thiruvananthapuram	32	8	70	1356	24096
State		305	82	679	16848	549768

Table 4

Districtwise No. of Medical Institutions Based on Type of Specialty

Sl No	District	Type of Specialty														
		Gynocology	Cardiology	Ortho	Paediatrics	T.B	Aids	Psychiatry	Cancer	Dental	ENT	Neurology	Eurology	Massage	Ophthalmic	Others
1	Kasaragod	36	12	18	25	4	2	4	1	43	15	3	3	14	17	30
2	Kannur	61	17	31	55	10	0	10	4	94	32	12	6	32	21	49
3	Wayanad	26	5	9	18	5	1	4	7	19	12	6	5	18	5	69
4	Kozhikkode	47	17	37	38	8	8	16	7	101	34	15	11	33	22	34
5	Malappuram	74	16	44	66	11	4	16	3	142	38	16	10	46	27	75
6	Palakkad	49	9	26	38	3	0	5	3	71	21	8	3	32	32	59
7	Thrissur	75	26	46	74	10	6	22	10	153	50	22	22	59	35	36
8	Eranakulam	100	35	57	102	21	4	32	18	247	63	18	13	71	67	86
9	Idukki	27	7	12	22	2	0	7	1	40	9	3	1	13	9	94
10	Kottayam	53	19	34	68	6	2	18	7	197	28	11	6	83	29	57
11	Alappuzha	38	8	21	37	8	1	13	1	56	19	3	1	10	23	18
12	Pathanamthitta	28	16	27	32	5	3	14	3	82	17	5	9	20	19	21
13	Kollam	64	21	28	56	14	5	18	8	83	42	10	16	40	18	18
14	Thiruvananthapuram	67	20	30	53	10	2	16	7	143	37	17	14	38	27	45
State		745	228	420	684	117	38	195	80	1471	417	149	120	509	351	691

Table 4.1

Districtwise No. of Medical Institutions Based on Type of Specialty

System of Medicine : Allopathic

Sl No	District	Type of Speciality														
		Gynocology	Cardiology	Ortho	Paediatrics	T.B	Aids	Psychiatry	Cancer	Dental	ENT	Neurology	Eurology	Massage	Ophthalmic	Others
1	Kasaragod	35	11	17	24	4	2	4	0	43	14	3	3	2	17	17
2	Kannur	60	16	27	55	10	0	9	4	94	32	11	6	3	19	18
3	Wayanad	24	3	5	12	2	0	3	2	16	11	1	2	0	3	16
4	Kozhikkode	46	16	32	38	8	7	15	7	101	34	15	11	7	21	17
5	Malappuram	71	14	38	64	10	4	12	3	138	37	14	7	6	26	43
6	Palakkad	47	9	25	36	3	0	5	2	71	20	8	3	4	31	29
7	Thrissur	70	25	44	72	9	4	20	8	147	47	20	20	13	31	24
8	Eranakulam	92	32	51	97	20	3	29	14	230	59	17	12	10	62	47
9	Idukki	27	6	12	21	2	0	7	1	40	9	3	1	1	8	67
10	Kottayam	52	18	33	64	6	1	17	4	196	27	10	6	4	27	27
11	Alappuzha	38	8	21	37	8	1	13	1	56	19	3	1	2	21	13
12	Pathanamthitta	27	15	26	31	4	1	12	1	78	16	4	8	8	16	14
13	Kollam	58	20	26	48	8	5	14	1	80	40	5	10	8	17	15
14	Thiruvananthapuram	66	17	27	48	10	1	16	5	141	36	15	13	7	24	39
State		713	210	384	647	104	29	176	53	1431	401	129	103	75	323	386

Table 4.2

Districtwise No. of Medical Institutions Based on Type of Speciality

System of Medicine : Ayurveda

Sl No	District	Type of Speciality														
		Gynocology	Cardiology	Ortho	Paediatrics	T.B	Aids	Psychiatry	Cancer	Dental	ENT	Neurology	Eurology	Massage	Ophthalmic	Others
1	Kasaragod	3	2	1	1	0	0	0	0	0	1	0	0	12	0	11
2	Kannur	1	1	4	0	0	0	1	0	0	0	1	0	29	1	16
3	Wayanad	2	1	3	6	2	0	0	0	1	1	1	2	15	1	32
4	Kozhikkode	2	2	5	1	1	2	2	1	2	1	1	1	23	2	14
5	Malappuram	4	2	8	4	2	0	4	1	5	3	3	3	35	1	23
6	Palakkad	3	0	1	3	0	0	0	1	3	1	1	0	28	2	18
7	Thrissur	9	3	6	8	2	2	4	2	8	7	4	2	44	7	8
8	Eranakulam	6	4	9	8	2	0	0	2	9	6	1	1	59	5	23
9	Idukki	0	0	0	1	1	0	0	0	0	0	0	0	13	0	18
10	Kottayam	2	0	0	4	1	0	1	1	0	1	0	0	76	2	19
11	Alappuzha	2	0	2	2	0	0	1	0	1	1	1	0	8	1	2
12	Pathanamthitta	3	2	4	3	2	1	2	1	5	3	2	2	12	5	2
13	Kollam	5	0	4	2	1	0	0	1	4	0	0	0	32	0	3
14	Thiruvananthapuram	3	4	2	3	0	1	1	2	1	1	1	0	28	1	4
State		45	21	49	46	14	6	16	12	39	26	16	11	414	28	193

Table 4.3

Districtwise No. of Medical Institutions Based on Type of Speciality

System of Medicine : Homoeopathic

SI No	District	Type of Specialty														
		Gynocology	Cardiology	Ortho	Paediatrics	T.B	Aids	Psychiatry	Cancer	Dental	ENT	Neurology	Eurology	Massage	Ophthalmic	Others
1	Kasaragod	0	0	0	0	0	0	0	1	0	0	0	0	1	0	4
2	Kannur	2	0	1	3	1	0	0	1	2	3	0	0	0	1	15
3	Wayanad	0	0	1	0	1	0	0	1	0	0	1	0	0	0	20
4	Kozhikkode	0	0	0	0	0	0	0	0	0	0	0	0	0	0	0
5	Malappuram	1	0	0	0	0	0	1	0	1	0	0	1	0	0	7
6	Palakkad	2	0	0	1	0	0	0	0	2	0	1	0	0	1	7
7	Thrissur	2	1	1	1	1	1	0	1	3	1	0	0	3	0	2
8	Eranakulam	4	0	0	2	0	0	3	1	5	0	0	0	3	1	20
9	Idukki	1	1	0	1	0	0	0	0	0	0	0	0	0	1	12
10	Kottayam	1	1	1	2	0	1	1	3	1	1	1	0	1	0	7
11	Alappuzha	1	0	1	1	0	0	1	0	1	1	1	0	0	1	1
12	Pathanamthitta	0	0	0	0	0	1	0	1	1	0	0	0	0	0	6
13	Kollam	4	1	1	6	6	0	4	6	1	3	5	6	1	1	1
14	Thiruvananthapuram	1	3	2	4	0	0	0	1	3	0	2	1	3	1	4
State		19	7	8	21	9	3	10	16	20	9	11	8	12	7	106

Table 4.4

Districtwise No. of Medical Institutions Based on Type of Speciality

System of Medicine : Unani

Sl No	District	Type of Specialty														
		Gynoco-logy	Cardio-logy	Ortho	Paedia-trics	T.B	Aids	Psychia-try	Cancer	Dental	ENT	Neuro-logy	Euro-logy	Massage	Ophthal-mic	Others
1	Kasaragod	0	0	0	0	0	0	0	0	0	0	0	0	0	0	0
2	Kannur	0	0	0	0	0	0	0	0	0	0	0	0	0	0	0
3	Wayanad	0	0	0	0	0	0	0	0	1	0	0	0	1	1	1
4	Kozhikkode	0	0	0	0	0	0	0	0	0	0	0	0	2	0	1
5	Malappuram	0	0	1	0	0	0	0	0	0	0	0	0	2	0	2
6	Palakkad	0	0	0	0	0	0	0	0	0	0	0	0	0	0	0
7	Thrissur	0	0	0	0	0	0	0	0	0	0	0	0	0	0	0
8	Eranakulam	0	0	0	0	0	1	0	1	2	0	0	0	1	0	1
9	Idukki	0	0	0	0	0	0	0	0	0	0	0	0	0	0	0
10	Kottayam	0	0	0	0	0	0	0	0	0	0	0	0	0	0	0
11	Alappuzha	0	0	0	0	0	0	0	0	0	0	0	0	0	0	0
12	Pathanamthitta	0	0	0	0	0	0	0	0	0	0	0	0	0	0	0
13	Kollam	0	0	0	0	0	0	0	0	0	0	0	0	0	0	0
14	Thiruvanan-thapuram	0	0	0	0	0	0	0	0	0	0	0	0	0	0	0
State		0	0	1	0	0	1	0	1	3	0	0	0	6	1	5

Table 4.5

Districtwise No. of Medical Institutions Based on Type of Specialty

System of Medicine : Sidha

SI No	District	Type of Specialty														
		Gynocology	Cardiology	Ortho	Paediatrics	T.B	Aids	Psychiatry	Cancer	Dental	ENT	Neurology	Eurology	Mass-age	Ophthalmic	Others
1	Kannur	0	0	0	0	0	0	0	0	0	0	0	0	1	1	0
2	Palakkad	0	0	0	0	0	0	0	0	0	0	0	0	0	0	2
3	Thrissur	0	1	1	1	1	1	1	1	1	1	1	1	2	0	0
4	Eranakulam	0	0	0	0	0	0	0	0	0	0	0	0	1	0	1
5	Idukki	0	0	0	0	0	0	0	0	0	0	0	0	0	0	0
6	Kottayam	0	0	0	0	0	0	0	0	0	0	0	0	2	0	1
7	Alappuzha	0	0	0	0	0	0	0	0	0	0	0	0	1	0	0
8	Pathanamthitta	0	0	0	0	0	0	0	0	0	0	0	0	0	0	0
9	Kollam	0	0	0	0	0	0	0	0	0	0	0	0	1	0	0
10	Thiruvananthapuram	0	0	0	0	0	0	0	0	1	0	0	0	2	0	1
State		0	1	1	1	1	1	1	1	2	1	1	1	10	1	5

Table 4.6

Districtwise No. of Medical Institutions Based on Type of Specialty

System of Medicine : Marma

Sl No	District	Type of Specialty														
		Gynoco-logy	Cardio-logy	Ortho	Paedia-trics	T.B	Aids	Psychia-try	Can-cer	Den-tal	ENT	Neuro-logy	Euro-logy	Mass-age	Ophthal-mic	Others
1	Kannur	0	0	0	0	0	0	0	0	0	0	0	0	0	0	0
2	Kozhikkode	0	0	0	0	0	0	0	0	0	0	0	0	1	0	1
3	Malappuram	0	0	0	0	0	0	0	0	0	0	0	0	1	0	1
4	Palakkad	0	0	0	0	0	0	0	0	0	0	0	0	1	0	0
5	Thrissur	0	0	0	0	0	0	0	0	0	0	0	0	0	0	0
6	Eranakulam	0	0	0	0	0	0	0	0	0	0	0	0	2	0	0
7	Idukki	0	0	0	0	0	0	0	0	0	0	0	0	1	0	0
8	Kottayam	0	0	0	0	0	0	0	0	0	0	0	0	3	0	1
9	Alappuzha	0	0	0	0	0	0	0	0	0	0	0	0	0	0	0
10	Pathanamthitta	0	0	0	0	0	0	0	0	0	0	0	0	1	0	0
11	Kollam	0	0	0	0	0	0	0	0	0	0	0	0	1	0	0
12	Thiruvananthapuram	0	0	0	0	0	0	0	0	0	0	0	0	1	0	1
State		0	0	0	0	0	0	0	0	0	0	0	0	12	0	4

Table 4.7

Districtwise No. of Medical Institutions Based on Type of Specialty

System of Medicine : Naturopathy

SI No	District	Type of Specialty														
		Gynocology	Cardiology	Ortho	Paediatrics	T.B	Aids	Psychiatry	Cancer	Dental	ENT	Neurology	Eurology	Massage	Ophthalmic	Others
1	Kannur	0	0	0	0	0	0	0	0	0	0	0	0	0	0	0
2	Kozhikkode	0	0	0	0	0	0	0	0	0	0	0	0	0	0	0
3	Malappuram	0	1	0	0	0	0	0	0	0	0	0	0	3	0	1
4	Palakkad	0	0	0	0	0	0	0	0	0	0	0	0	0	0	1
5	Thrissur	0	0	0	0	0	0	0	0	0	0	0	0	3	0	2
6	Idukki	0	0	0	0	0	0	0	0	0	0	0	0	0	0	0
7	Kottayam	0	0	0	0	0	0	0	0	0	0	0	0	0	0	0
8	Alappuzha	0	0	0	0	0	0	0	0	0	0	0	0	0	0	1
9	Kollam	1	0	1	0	0	0	0	0	0	0	0	0	1	0	0
10	Thiruvananthapuram	0	0	0	0	0	0	0	0	0	0	0	0	0	0	0
State		1	1	1	0	0	0	0	0	0	0	0	0	7	0	5

Table 4.8

Districtwise No. of Medical Institutions Based on Type of Specialty

System of Medicine : Others

SI No	District	Type of Specialty														
		Gynocology	Cardiology	Ortho	Paediatrics	T.B	Aids	Psychiatry	Cancer	Dental	ENT	Neurology	Eurology	Massage	Ophthalmic	Others
1	Kasaragod	0	0	0	1	0	0	0	0	1	0	0	0	1	0	0
2	Kannur	0	0	1	0	0	0	0	0	5	0	0	0	2	0	1
3	Wayanad	1	1	1	1	1	1	1	4	2	1	3	1	2	1	2
4	Kozhikkode	0	0	2	1	0	0	0	0	1	0	0	0	4	0	3
5	Malappuram	0	1	1	0	0	0	1	0	0	0	1	1	6	0	5
6	Palakkad	1	0	1	0	0	0	0	0	4	0	0	0	2	4	6
7	Thrissur	0	0	0	0	0	0	0	0	2	0	0	0	0	0	1
8	Eranakulam	5	3	3	3	1	0	1	2	8	3	0	0	5	2	2
9	Idukki	1	0	0	1	1	0	0	0	0	0	0	0	2	0	2
10	Kottayam	2	1	0	0	1	0	1	2	3	0	1	0	7	0	9
11	Alappuzha	0	0	0	0	0	0	0	0	0	0	0	0	0	0	2
12	Pathanamthitta	0	0	0	0	0	0	2	0	1	0	0	0	3	0	1
13	Kollam	0	0	0	1	0	0	0	0	1	0	0	0	1	0	0
14	Thiruvananthapuram	0	0	2	0	0	0	1	0	0	0	0	0	5	1	2
State		10	6	11	8	4	1	7	8	28	4	5	2	40	8	36

Table 5

Districtwise No. of Medical Institutions Based on Type of Registration

Sl No	District	Type of Registration								No Registration
		Local Bodies	Charitable	IMA	Medical Institution	IMC	Dental Council	Homoeo Council	Others	
1	Kasaragod	206	7	57	88	48	0	0	91	19
2	Kannur	570	25	42	71	54	4	1	128	122
3	Wayanad	203	18	18	16	14	2	0	53	42
4	Kozhikkode	808	20	41	43	28	1	0	79	231
5	Malappuram	596	20	57	51	47	2	1	130	143
6	Palakkad	374	34	60	75	44	10	1	91	177
7	Thrissur	696	36	37	72	34	9	2	113	60
8	Eranakulam	1103	63	168	131	116	2	2	241	173
9	Idukki	264	24	65	25	64	2	1	80	51
10	Kottayam	728	60	111	79	118	21	3	156	149
11	Alappuzha	587	25	60	107	92	2	1	106	71
12	Pathanamthitta	333	21	24	95	30	0	0	81	46
13	Kollam	790	24	76	294	246	5	1	118	34
14	Thiruvananthapuram	586	36	92	59	112	4	2	148	123
State		7844	413	908	1206	1047	64	15	1615	1441

Table 5.1

Districtwise No. of Medical Institutions Based on Type of Registration

System of Medicine: Allopathic

Sl No	District	Type of Registration								No Registration
		Local Bodies	Charitable	IMA	Medical Institution	IMC	Dental Council	Homoeo Council	Others	
1	Kasaragod	84	6	50	45	29	0	0	27	3
2	Kannur	209	10	38	24	26	4	0	44	13
3	Wayanad	74	11	18	8	9	2	0	14	7
4	Kozhikkode	234	13	40	26	17	1	0	26	38
5	Malappuram	236	11	53	29	25	2	0	60	22
6	Palakkad	124	27	57	33	27	10	0	28	29
7	Thrissur	212	29	31	24	10	9	0	46	14
8	Eranakulam	498	51	153	48	54	2	0	94	52
9	Idukki	154	17	60	10	20	2	0	32	12
10	Kottayam	263	47	72	34	34	21	0	42	31
11	Alappuzha	228	20	52	42	31	2	0	27	16
12	Pathanamthitta	156	19	22	39	12	0	0	39	15
13	Kollam	369	19	71	47	202	5	0	51	6
14	Thiruvananthapuram	300	26	86	35	53	4	0	66	37
State		3141	306	803	444	549	64	0	596	295

Table 5.2

Districtwise No. of Medical Institutions Based on Type of Registration

System of Medicine : Ayurveda

Sl No	District	Type of Registration								No Registration
		Local Bodies	Charitable	IMA	Medical Institution	IMC	Dental Council	Homoeo Council	Others	
1	Kasaragod	98	1	5	31	16	0	0	49	13
2	Kannur	244	5	3	25	6	0	0	44	53
3	Wayanad	84	4	0	7	1	0	0	20	18
4	Kozhikkode	418	4	1	7	2	0	0	32	80
5	Malappuram	256	4	1	13	2	0	0	35	69
6	Palakkad	197	6	4	32	8	0	0	41	106
7	Thrissur	356	5	7	25	7	0	0	34	25
8	Eranakulam	319	8	10	18	20	0	0	45	54
9	Idukki	59	8	2	6	12	0	0	27	28
10	Kottayam	243	11	17	25	24	0	0	56	71
11	Alappuzha	181	3	2	23	10	0	0	19	22
12	Pathanamthitta	97	1	1	24	2	0	0	22	19
13	Kollam	235	3	3	149	31	0	0	22	14
14	Thiruvananthapuram	148	8	7	14	16	0	0	31	48
State		2935	71	63	399	157	0	0	477	620

Table 5.3

Districtwise No. of Medical Institutions Based on Type of Registration

System of Medicine : Homoeopathic

Sl No	District	Type of Registration								No Registration
		Local Bodies	Charitable	IMA	Medical Institution	IMC	Dental Council	Homoeo Council	Others	
1	Kasaragod	26	1	2	17	4	0	0	14	3
2	Kannur	117	8	5	24	23	0	1	37	55
3	Wayanad	42	3	0	1	4	0	0	13	14
4	Kozhikkode	148	1	1	10	9	0	0	21	101
5	Malappuram	97	2	2	10	20	0	1	31	39
6	Palakkad	51	3	1	12	10	0	1	23	30
7	Thrissur	122	5	4	26	18	0	2	29	19
8	Eranakulam	284	7	6	66	47	0	2	96	54
9	Idukki	51	0	4	9	30	0	1	19	12
10	Kottayam	220	0	27	17	60	0	3	55	41
11	Alappuzha	171	1	6	46	51	0	1	58	31
12	Pathanamthitta	87	1	1	33	16	0	0	18	10
13	Kollam	219	2	4	106	39	0	1	49	15
14	Thiruvananthapuram	137	1	5	13	51	0	2	36	33
State		1772	35	68	390	382	0	15	499	457

Table 5.4

Districtwise No. of Medical Institutions Based on Type of Registration

System of Medicine : Unani

Sl No	District	Type of Registration								No Registration
		Local Bodies	Charitable	IMA	Medical Institution	IMC	Dental Council	Homoeo Council	Others	
1	Kasaragod	3	0	0	0	0	0	0	1	1
2	Kannur	2	0	0	0	0	0	0	0	0
3	Wayanad	4	0	0	0	0	0	0	1	1
4	Kozhikkode	11	0	0	0	0	0	0	2	7
5	Malappuram	24	1	0	0	0	0	0	2	5
6	Palakkad	4	0	0	2	0	0	0	2	2
7	Thrissur	9	0	0	0	0	0	0	1	1
8	Eranakulam	4	1	0	0	0	0	0	4	3
9	Idukki	1	0	0	0	1	0	0	0	0
10	Kottayam	1	0	0	1	0	0	0	0	0
11	Alappuzha	3	0	0	0	0	0	0	1	1
12	Pathanamthitta	1	0	0	1	0	0	0	0	0
13	Kollam	2	0	1	0	0	0	0	0	0
14	Thiruvananthapuram	2	1	0	1	0	0	0	0	0
State		71	3	1	5	1	0	0	14	21

Table 5.5

Districtwise No. of Medical Institutions Based on Type of Registration

System of Medicine : Sidha

Sl No	District	Type of Registration								No Registration
		Local Bodies	Charitable	IMA	Medical Institution	IMC	Dental Council	Homoeo Council	Others	
1	Kannur	2	0	0	0	0	0	0	0	1
2	Palakkad	2	1	0	0	0	0	0	1	6
3	Thrissur	0	0	0	0	0	0	0	2	0
4	Eranakulam	3	1	0	0	0	0	0	1	0
5	Idukki	0	1	0	0	0	0	0	0	0
6	Kottayam	3	0	0	0	0	0	0	2	1
7	Alappuzha	1	0	0	0	0	0	0	1	0
8	Pathanamthitta	0	0	0	0	0	0	0	2	0
9	Kollam	1	0	0	0	0	0	0	0	0
10	Thiruvananthapuram	17	3	0	0	2	0	0	18	4
State		29	6	0	0	2	0	0	27	12

Table 5.6

Districtwise No. of Medical Institutions Based on Type of Registration

System of Medicine : Marma

Sl No	District	Type of Registration								No Registration
		Local Bodies	Charitable	IMA	Medical Institution	IMC	Dental Council	Homoeo Council	Others	
1	Kannur	1	0	0	0	0	0	0	1	0
2	Kozhikkode	0	0	0	0	0	0	0	0	3
3	Malappuram	1	0	0	0	0	0	0	0	0
4	Palakkad	1	0	0	0	0	0	0	0	1
5	Thrissur	0	0	0	0	0	0	0	0	1
6	Eranakulam	2	0	0	0	0	0	0	0	0
7	Idukki	0	0	0	0	0	0	0	1	0
8	Kottayam	3	0	0	0	0	0	0	0	3
9	Alappuzha	1	0	0	0	0	0	0	0	0
10	Pathanamthitta	0	0	0	0	0	0	0	0	1
	Kollam	1	0	0	0	0	0	0	0	0
	Thiruvananthapuram	5	0	0	0	0	0	0	2	0
	State	15	0	0	0	0	0	0	4	9

Table 5.7

Districtwise No. of Medical Institutions Based on Type of Registration

System of Medicine : Naturopathy

Sl No	District	Type of Registration								No Registration
		Local Bodies	Charitable	IMA	Medical Institution	IMC	Dental Council	Homoeo Council	Others	
1	Kannur	0	1	0	0	0	0	0	0	0
2	Kozhikkode	0	0	0	0	0	0	0	0	1
3	Malappuram	0	1	0	0	0	0	0	1	1
4	Palakkad	0	0	0	0	0	0	0	0	1
5	Thrissur	2	1	0	0	0	0	0	0	1
6	Idukki	0	0	0	0	0	0	0	1	0
7	Kottayam	1	0	0	0	0	0	0	0	2
8	Alappuzha	1	1	0	0	0	0	0	0	0
9	Kollam	1	0	0	1	0	0	0	0	0
10	Thiruvananthapuram	3	1	0	0	0	0	0	0	0
State		8	5	0	1	0	0	0	2	6

Table 5.8

Districtwise No. of Medical Institutions Based on Type of Registration

System of Medicine : Others

Sl No	District	Type of Registration								No Registration
		Local Bodies	Charitable	IMA	Medical Institution	IMC	Dental Council	Homoeo Council	Others	
1	Kasaragod	3	0	0	1	1	0	0	4	0
2	Kannur	12	2	0	0	0	0	0	6	4
3	Wayanad	5	0	0	0	0	0	0	5	4
4	Kozhikkode	16	2	0	0	0	0	0	2	9
5	Malappuram	11	1	1	0	0	0	0	6	12
6	Palakkad	11	1	0	2	0	0	0	0	7
7	Thrissur	5	0	0	0	0	0	0	3	1
8	Eranakulam	15	4	1	1	0	0	0	7	12
9	Idukki	7	1	0	0	2	0	0	3	1
10	Kottayam	12	4	1	3	5	0	0	11	8
11	Alappuzha	10	0	0	2	0	0	0	1	3
12	Pathanamthitta	8	1	0	0	0	0	0	4	1
13	Kollam	11	1	1	3	0	0	0	0	2
14	Thiruvananthapuram	14	0	0	1	2	0	0	8	11
State		140	17	4	13	10	0	0	60	75

Table 6

Districtwise No. of Medical Institutions Based on Type of Ownership / Management

SI No	District	Type of Ownership / Management						Total
		Proprietor-ship	Partnership	Co- operatives	Trusteeship	Limited Companies	Others	
1	Kasaragod	366	21	14	5	6	7	419
2	Kannur	792	53	21	18	7	45	936
3	Wayanad	274	18	1	14	12	13	332
4	Kozhikode	1077	70	15	28	10	6	1206
5	Malappuram	776	85	4	20	8	12	905
6	Palakkad	623	56	4	29	10	41	763
7	Thrissur	812	72	6	27	28	16	961
8	Eranakulam	1636	67	10	57	18	25	1813
9	Idukki	378	27	2	16	42	14	479
10	Kottayam	1124	52	2	47	11	58	1294
11	Alappuzha	893	44	1	27	7	16	988
12	Pathanamthitta	498	32	4	18	7	17	576
13	Kollam	741	32	3	28	1	5	810
14	Thiruvananthapuram	874	45	6	31	9	20	985
State		10864	674	93	365	176	295	12467

Table 6.1

Districtwise No. of Medical Institutions Based on Type of Ownership / Management

System of Medicine : Allopathic

Sl No	District	Type of Ownership / Management						Total
		Proprietorship	Partnership	Co- operatives	Trustee-ship	Limited Companies	Others	
1	Kasaragod	148	18	9	3	4	2	184
2	Kannur	238	28	10	9	2	13	300
3	Wayanad	68	10	1	10	12	5	106
4	Kozhikode	282	34	11	14	10	1	352
5	Malappuram	247	59	4	11	5	7	333
6	Palakkad	183	28	3	23	8	17	262
7	Thrissur	233	32	3	22	18	8	316
8	Eranakulam	687	43	5	39	4	15	793
9	Idukki	152	21	1	11	42	11	238
10	Kottayam	328	33	1	37	3	38	440
11	Alappuzha	323	23	1	24	2	11	384
12	Pathanamthitta	207	24	3	17	3	9	263
13	Kollam	325	23	2	20	0	4	374
14	Thiruvananthapuram	396	37	6	26	6	9	480
State		3817	413	60	266	119	150	4825

Table 6.2

Districtwise No. of Medical Institutions Based on Type of Ownership / Management

System of Medicine : Ayurveda

Sl No	District	Type of Ownership / Management						Total
		Proprietorship	Partnership	Co- operative s	Trusteeship	Limited Companies	Others	
1	Kasaragod	173	4	2	2	2	5	188
2	Kannur	322	19	5	5	4	18	373
3	Wayanad	124	6	0	4	0	4	138
4	Kozhikkode	490	33	4	8	0	4	539
5	Malappuram	328	15	0	5	4	3	355
6	Palakkad	316	25	1	7	2	19	370
7	Thrissur	383	33	3	1	12	5	437
8	Eranakulam	409	20	3	13	14	6	465
9	Idukki	118	4	1	6	0	3	132
10	Kottayam	380	15	1	11	7	14	428
11	Alappuzha	242	9	0	3	6	2	262
12	Pathanamthitta	136	8	1	1	4	5	155
13	Kollam	225	7	2	9	1	0	244
14	Thiruvananthapuram	227	4	0	5	4	6	246
State		3873	202	23	80	60	94	4332

Table 6.3

Districtwise No. of Medical Institutions Based on Type of Ownership / Management

System of Medicine : Homoeopathic

Sl No	District	Type of Ownership / Management						Total
		Proprietorship	Partnership	Co- operatives	Trusteeship	Limited Companies	Others	
1	Kasaragod	50	0	3	1	0	0	54
2	Kannur	229	8	5	5	0	12	259
3	Wayanad	70	2	0	1	0	4	77
4	Kozhikkode	283	2	1	5	0	0	291
5	Malappuram	182	6	0	2	0	2	192
6	Palakkad	109	3	1	2	0	6	121
7	Thrissur	187	6	0	4	0	5	202
8	Eranakulam	518	6	2	5	0	5	536
9	Idukki	107	2	0	0	0	0	109
10	Kottayam	395	5	0	0	1	6	407
11	Alappuzha	319	12	0	0	1	3	335
12	Pathanamthitta	159	1	0	0	0	3	163
13	Kollam	219	5	1	0	0	1	226
14	Thiruvananthapuram	244	4	0	1	1	4	254
State		3071	62	13	26	3	51	3226

Table 6.4

Districtwise No. of Medical Institutions Based on Type of Ownership / Management

System of Medicine : Unani

Sl No	District	Type of Ownership / Management						Total
		Proprietorship	Partnership	Co- operatives	Trusteeship	Limited Companies	Others	
1	Kasaragod	3	1	0	0	0	0	4
2	Kannur	2	0	0	0	0	0	2
3	Wayanad	6	0	0	0	0	0	6
4	Kozhikkode	18	1	0	0	0	0	19
5	Malappuram	27	2	0	0	0	0	29
6	Palakkad	9	0	0	0	0	0	9
7	Thrissur	8	2	0	0	0	0	10
8	Eranakulam	11	0	0	1	0	0	12
9	Idukki	1	0	0	0	0	0	1
10	Kottayam	4	0	0	0	0	0	4
11	Alappuzha	5	0	0	0	0	0	5
12	Pathanamthitta	2	0	0	0	0	0	2
13	Kollam	2	0	0	0	0	0	2
14	Thiruvananthapuram	4	0	0	0	0	0	4
State		102	6	0	1	0	0	109

Table 6.5

Districtwise No. of Medical Institutions Based on Type of Ownership / Management

System of Medicine : Sidha

SI No	District	Type of Ownership / Management						Total
		Proprietorship	Partnership	Co- operatives	Trusteeship	Limited Companies	Others	
1	Kannur	2	0	0	0	1	0	3
2	Palakkad	9	1	1	1	0	0	12
3	Thrissur	2	0	0	0	0	0	2
4	Eranakulam	3	0	0	1	0	0	4
5	Idukki	0	0	0	1	0	0	1
6	Kottayam	6	0	0	0	0	0	6
7	Alappuzha	1	0	0	0	0	0	1
8	Pathanamthitta	2	0	0	0	0	0	2
9	Kollam	1	0	0	0	0	0	1
10	Thiruvananthapuram	37	1	0	0	0	1	39
State		63	2	1	3	1	1	71

Table 6.6**Districtwise No. of Medical Institutions Based on Type of Ownership / Management***System of Medicine : Marma*

SI No	District	Type of Ownership / Management						Total
		Proprietorship	Partnership	Co- operatives	Trusteeship	Limited Companies	Others	
1	Kannur	1	0	0	0	0	2	3
2	Kozhikkode	5	0	0	0	0	0	5
3	Malappuram	1	0	0	0	0	0	1
4	Palakkad	2	0	0	0	0	0	2
5	Thrissur	1	0	0	0	0	0	1
6	Eranakulam	3	0	0	0	0	0	3
7	Idukki	1	0	0	0	0	0	1
8	Kottayam	6	0	0	0	0	0	6
9	Alappuzha	1	0	0	0	0	0	1
10	Pathanamthitta	0	0	0	0	0	1	1
11	Kollam	1	0	0	0	0	0	1
12	Thiruvananthapuram	5	0	0	0	0	0	5
State		27	0	0	0	0	3	30

Table 6.7**Districtwise No. of Medical Institutions Based on Type of Ownership / Management****System of Medicine: Naturopathy**

SI No	District	Type of Ownership / Management						Total
		Proprietorship	Partnership	Co- operatives	Trusteeship	Limited Companies	Others	
1	Kannur	1	0	0	0	0	0	1
2	Kozhikkode	1	0	0	0	0	0	1
3	Malappuram	2	0	0	1	0	0	3
4	Palakkad	1	0	0	0	0	0	1
5	Thrissur	4	0	0	0	0	0	4
6	Idukki	1	0	0	0	0	0	1
7	Kottayam	4	0	0	0	0	0	4
8	Alappuzha	0	1	0	0	0	0	1
9	Kollam	1	0	0	0	0	0	1
10	Thiruvananthapuram	2	0	0	1	0	0	3
State		17	1	0	2	0	0	20

Table 6.8**Districtwise No. of Medical Institutions Based on Type of Ownership / Management***System of Medicine : Others*

SI No	District	Type of Ownership / Management						Total
		Proprietorship	Partnership	Co-operatives	Trusteeship	Limited Companies	Others	
1	Kasaragod	9	0	0	0	0	0	9
2	Kannur	19	0	1	0	0	1	21
3	Wayanad	14	0	0	0	0	0	14
4	Kozhikkode	22	3	1	1	0	1	28
5	Malappuram	24	6	0	1	0	0	31
6	Palakkad	17	0	0	2	0	0	19
7	Thrissur	6	2	0	1	0	0	9
8	Eranakulam	40	0	0	3	0	1	44
9	Idukki	11	1	0	1	0	0	13
10	Kottayam	41	2	0	1	0	2	46
11	Alappuzha	15	0	0	1	0	0	16
12	Pathanamthitta	10	1	0	1	0	0	12
13	Kollam	11	0	0	0	0	0	11
14	Thiruvananthapuram	28	1	0	1	0	2	32
State		267	16	2	13	0	7	305

Table 7**Districtwise No. of Medical Institutions Which are Approved By Government**

Sl No	District	Approved	Not Approved	Not Reported
1	Kasaragod	292	125	2
2	Kannur	463	466	7
3	Wayanad	139	192	1
4	Kozhikkode	217	988	1
5	Malappuram	319	575	11
6	Palakkad	274	489	0
7	Thrissur	591	366	4
8	Eranakulam	805	1004	4
9	Idukki	213	262	4
10	Kottayam	646	645	3
11	Alappuzha	443	536	9
12	Pathanamthitta	315	259	2
13	Kollam	359	450	1
14	Thiruvananthapuram	555	430	0
State		5631	6787	49

Table 7.1**Districtwise No. of Medical Institutions Which are Approved By Government***System of Medicine : Allopathic*

Sl No	District	Approved	Not Approved	Not Reported
1	Kasaragod	142	41	1
2	Kannur	187	110	3
3	Wayanad	53	53	0
4	Kozhikkode	97	254	1
5	Malappuram	154	175	4
6	Palakkad	125	137	0
7	Thrissur	205	109	2
8	Eranakulam	354	436	3
9	Idukki	129	106	3
10	Kottayam	249	190	1
11	Alappuzha	152	227	5
12	Pathanamthitta	155	107	1
13	Kollam	172	201	1
14	Thiruvananthapuram	276	204	0
State		2450	2350	25

Table 7.2**Districtwise No. of Medical Institutions Which are Approved By Government***System of Medicine : Ayurveda*

SI No	District	Approved	Not Approved	Not Reported
1	Kasaragod	122	65	1
2	Kannur	171	202	0
3	Wayanad	44	94	0
4	Kozhikkode	81	458	0
5	Malappuram	105	248	2
6	Palakkad	114	256	0
7	Thrissur	256	181	0
8	Eranakulam	219	246	0
9	Idukki	41	91	0
10	Kottayam	186	242	0
11	Alappuzha	121	140	1
12	Pathanamthitta	72	83	0
13	Kollam	113	131	0
14	Thiruvananthapuram	129	117	0
State		1774	2554	4

Table 7.3

Districtwise No. of Medical Institutions Which are Approved By Government

System of Medicine : Homoeopathic

SI No	District	Approved	Not Approved	Not Reported
1	Kasaragod	37	17	0
2	Kannur	108	147	4
3	Wayanad	34	43	0
4	Kozhikkode	40	251	0
5	Malappuram	55	132	5
6	Palakkad	39	82	0
7	Thrissur	128	73	1
8	Eranakulam	233	302	1
9	Idukki	43	65	1
10	Kottayam	208	198	1
11	Alappuzha	170	163	2
12	Pathanamthitta	89	73	1
13	Kollam	95	131	0
14	Thiruvananthapuram	148	106	0
State		1427	1783	16

Table 7.4**Districtwise No. of Medical Institutions Which are Approved By Government***System of Medicine : Unani*

Sl No	District	Approved	Not Approved	Not Reported
1	Kasaragod	2	2	0
2	Kannur	1	1	0
3	Wayanad	0	6	0
4	Kozhikkode	3	16	0
5	Malappuram	5	22	2
6	Palakkad	2	7	0
7	Thrissur	8	2	0
8	Eranakulam	5	7	0
9	Idukki	0	1	0
10	Kottayam	1	3	0
11	Alappuzha	0	5	0
12	Pathanamthitta	1	1	0
13	Kollam	1	1	0
14	Thiruvananthapuram	4	0	0
State		33	74	2

Table 7.5

Districtwise No. of Medical Institutions Which are Approved By Government

System of Medicine : Sidha

SI No	District	Approved	Not Approved	Not Reported
1	Kannur	0	3	0
2	Palakkad	4	8	0
3	Thrissur	2	0	0
4	Eranakulam	3	1	0
5	Idukki	1	0	0
6	Kottayam	4	2	0
7	Alappuzha	1	0	0
8	Pathanamthitta	0	2	0
9	Kollam	0	1	0
10	Thiruvananthapuram	21	18	0
State		36	35	0

Table 7.6

Districtwise No. of Medical Institutions Which are Approved By Government

System of Medicine : Marma

SI No	District	Approved	Not Approved	Not Reported
1	Kannur	0	3	0
2	Kozhikkode	0	5	0
3	Malappuram	0	1	0
4	Palakkad	0	2	0
5	Thrissur	0	1	0
6	Eranakulam	0	3	0
7	Idukki	0	1	0
8	Kottayam	1	5	0
9	Alappuzha	1	0	0
10	Pathanamthitta	0	1	0
11	Kollam	0	1	0
12	Thiruvananthapuram	5	0	0
State		7	23	0

Table 7.7**Districtwise No. of Medical Institutions Which are Approved By Government***System of Medicine : Naturopathy*

SI No	District	Approved	Not Approved	Not Reported
1	Kannur	0	1	0
2	Kozhikkode	0	1	0
3	Malappuram	0	3	0
4	Palakkad	0	1	0
5	Thrissur	2	2	0
6	Idukki	0	1	0
7	Kottayam	2	1	1
8	Alappuzha	0	1	0
9	Kollam	1	0	0
10	Thiruvananthapuram	1	2	0
State		6	13	1

Table 7.8

Districtwise No. of Medical Institutions Which are Approved By Government

System of Medicine : Others

SI No	District	Approved	Not Approved	Not Reported
1	Kasaragod	5	4	0
2	Kannur	10	11	0
3	Wayanad	9	4	1
4	Kozhikkode	3	25	0
5	Malappuram	7	24	0
6	Palakkad	3	16	0
7	Thrissur	6	2	1
8	Eranakulam	16	28	0
9	Idukki	6	7	0
10	Kottayam	12	34	0
11	Alappuzha	6	9	1
12	Pathanamthitta	7	5	0
13	Kollam	2	9	0
14	Thiruvananthapuram	14	18	0
State		106	196	3

Table 8

Districtwise No. of Medical Institutions Getting Grants And Agency

SI No	District	Name of Agency									
		State Govt.	Central Govt.	Charitable Institutions			Other Institutions		IMC	Others	Total
				within the State	Outside State within the country	Outside the Country	within the country	Outside the Country			
1	Kasaragod	3	1	1	1	0	1	1	0	1	9
2	Kannur	4	1	2	1	1	0	0	3	0	12
3	Wayanad	4	1	1	0	0	1	0	0	2	9
4	Kozhikkode	8	0	0	1	0	0	0	0	1	10
5	Malappuram	1	0	1	0	0	0	1	0	1	4
6	Palakkad	1	0	0	0	0	3	0	0	1	5
7	Thrissur	1	0	0	1	0	0	0	0	0	2
8	Eranakulam	2	3	3	1	5	1	1	0	2	18
9	Idukki	8	2	0	0	0	0	0	0	0	10
10	Kottayam	4	1	1	1	2	0	0	0	7	16
11	Alappuzha	1	0	2	0	0	0	0	0	0	3
12	Pathanamthitta	2	0	1	0	1	1	0	0	1	6
13	Kollam	6	0	1	0	0	0	0	0	1	8
14	Thiruvananthapuram	10	1	5	4	4	3	2	3	1	33
State		55	10	18	10	13	10	5	6	18	145

Table 8.1

Districtwise No. of Medical Institutions Getting Grants And Agency

System of Medicine : Allopathic

SI No	District	Name of Agency									
		State Govt.	Central Govt.	Charitable Institutions			Other Institutions		IMC	Others	Total
				within the State	Outside State within the country	Outside the Country	within the country	Outside the Country			
1	Kasaragod	1	0	0	0	0	0	0	0	0	1
2	Kannur	4	1	0	0	0	0	0	0	0	5
3	Wayanad	0	1	1	0	0	0	0	0	0	2
4	Kozhikkode	4	0	0	0	0	0	0	0	1	5
5	Malappuram	1	0	0	0	0	0	1	0	0	2
6	Palakkad	1	0	0	0	0	0	0	0	1	2
7	Thrissur	0	0	0	0	0	0	0	0	0	0
8	Eranakulam	1	2	3	1	5	1	1	0	2	16
9	Idukki	6	2	0	0	0	0	0	0	0	8
10	Kottayam	1	0	1	1	1	0	0	0	3	7
11	Alappuzha	1	0	1	0	0	0	0	0	0	2
12	Pathanamthitta	1	0	1	0	1	1	0	0	0	4
13	Kollam	2	0	0	0	0	0	0	0	0	2
14	Thiruvananthapuram	1	0	1	0	2	0	0	0	0	4
State		24	6	8	2	9	2	2	0	7	60

Table 8.2

Districtwise No. of Medical Institutions Getting Grants And Agency

System of Medicine : Ayurveda

SI No	District	Name of Agency									
		State Govt.	Central Govt.	Charitable Institutions			Other Institutions		IMC	Others	Total
				within the State	Outside State within the country	Outside the Country	within the country	Outside the Country			
1	Kasaragod	2	1	1	1	0	1	1	0	0	7
2	Kannur	0	0	2	1	1	0	0	0	0	4
3	Wayanad	2	1	0	0	0	1	0	0	0	4
4	Kozhikkode	3	0	0	0	0	0	0	0	0	3
5	Malappuram	0	0	0	0	0	0	0	0	1	1
6	Palakkad	0	0	0	0	0	3	0	0	0	3
7	Thrissur	1	0	0	1	0	0	0	0	0	2
8	Eranakulam	1	0	0	0	0	0	0	0	0	1
9	Idukki	1	0	0	0	0	0	0	0	0	1
10	Kottayam	1	1	0	0	1	0	0	0	3	6
11	Alappuzha	0	0	1	0	0	0	0	0	0	1
12	Pathanamthitta	1	0	0	0	0	0	0	0	0	1
13	Kollam	4	0	0	0	0	0	0	0	0	4
14	Thiruvananthapuram	8	1	1	3	1	2	2	1	0	19
State		24	4	5	6	3	7	3	1	4	57

Table 8.3

Districtwise No. of Medical Institutions Getting Grants And Agency

System of Medicine : Homoeopathic

SI No	District	Name of Agency									Total
		State Govt.	Central Govt.	Charitable Institutions			Other Institutions		IMC	Others	
				within the State	Outside State within the country	Outside the Country	within the country	Outside the Country			
1	Kasaragod	0	0	0	0	0	0	0	0	1	1
2	Kannur	0	0	0	0	0	0	0	3	0	3
3	Wayanad	0	0	0	0	0	0	0	0	0	0
4	Kozhikkode	1	0	0	0	0	0	0	0	0	1
5	Malappuram	0	0	1	0	0	0	0	0	0	1
6	Palakkad	0	0	0	0	0	0	0	0	0	0
7	Thrissur	0	0	0	0	0	0	0	0	0	0
8	Eranakulam	1	1	0	0	0	0	0	0	0	2
9	Idukki	1	0	0	0	0	0	0	0	0	1
10	Kottayam	2	0	0	0	0	0	0	0	0	2
11	Alappuzha	0	0	0	0	0	0	0	0	0	0
12	Pathanamthitta	0	0	0	0	0	0	0	0	0	0
13	Kollam	1	0	1	0	0	0	0	0	1	3
14	Thiruvananthapuram	1	0	3	1	1	1	0	2	1	10
State		7	1	5	1	1	1	0	5	3	24

Table 8.4

Districtwise No. of Medical Institutions Getting Grants And Agency

System of Medicine : Unani

SI No	District	Name of Agency									
		State Govt.	Central Govt.	Charitable Institutions			Other Institutions		IMC	Others	Total
				within the State	Outside State within the country	Outside the Country	within the country	Outside the Country			
1	Kasaragod	0	0	0	0	0	0	0	0	0	0
2	Kannur	0	0	0	0	0	0	0	0	0	0
3	Wayanad	0	0	0	0	0	0	0	0	0	0
4	Kozhikkode	0	0	0	0	0	0	0	0	0	0
5	Malappuram	0	0	0	0	0	0	0	0	0	0
6	Palakkad	0	0	0	0	0	0	0	0	0	0
7	Thrissur	0	0	0	0	0	0	0	0	0	0
8	Eranakulam	0	0	0	0	0	0	0	0	0	0
9	Idukki	0	0	0	0	0	0	0	0	0	0
10	Kottayam	0	0	0	0	0	0	0	0	0	0
11	Alappuzha	0	0	0	0	0	0	0	0	0	0
12	Pathanamthitta	0	0	0	0	0	0	0	0	0	0
13	Kollam	0	0	0	0	0	0	0	0	0	0
14	Thiruvananthapuram	0	0	0	0	0	0	0	0	0	0
State		0	0	0	0	0	0	0	0	0	0

Table 8.5

Districtwise No. of Medical Institutions Getting Grants And Agency

System of Medicine : Sidha

SI No	District	Name of Agency									
		State Govt.	Central Govt.	Charitable Institutions			Other Institutions		IMC	Others	Total
				within the State	Outside State within the country	Outside the Country	within the country	Outside the Country			
1	Kannur	0	0	0	0	0	0	0	0	0	0
2	Palakkad	0	0	0	0	0	0	0	0	0	0
3	Thrissur	0	0	0	0	0	0	0	0	0	0
4	Eranakulam	0	0	0	0	0	0	0	0	0	0
5	Idukki	0	0	0	0	0	0	0	0	0	0
6	Kottayam	0	0	0	0	0	0	0	0	0	0
7	Alappuzha	0	0	0	0	0	0	0	0	0	0
8	Pathanamthitta	0	0	0	0	0	0	0	0	0	0
9	Kollam	0	0	0	0	0	0	0	0	0	0
10	Thiruvananthapuram	0	0	0	0	0	0	0	0	0	0
	State	0	0	0	0	0	0	0	0	0	0

Table 8.6

Districtwise No. of Medical Institutions Getting Grants And Agency

System of Medicine : Marma

SI No	District	Name of Agency									
		State Govt.	Central Govt.	Charitable Institutions			Other Institutions		IMC	Others	Total
				within the State	Outside State within the country	Outside the Country	within the country	Outside the Country			
1	Kannur	0	0	0	0	0	0	0	0	0	0
2	Kozhikkode	0	0	0	0	0	0	0	0	0	0
3	Malappuram	0	0	0	0	0	0	0	0	0	0
4	Palakkad	0	0	0	0	0	0	0	0	0	0
5	Thrissur	0	0	0	0	0	0	0	0	0	0
6	Eranakulam	0	0	0	0	0	0	0	0	0	0
7	Idukki	0	0	0	0	0	0	0	0	0	0
8	Kottayam	0	0	0	0	0	0	0	0	0	0
9	Alappuzha	0	0	0	0	0	0	0	0	0	0
10	Pathanamthitta	0	0	0	0	0	0	0	0	0	0
11	Kollam	0	0	0	0	0	0	0	0	0	0
12	Thiruvananthapuram	0	0	0	0	0	0	0	0	0	0
	State	0	0	0	0	0	0	0	0	0	0

Table 8.7

Districtwise No. of Medical Institutions Getting Grants And Agency

System of Medicine : Naturopathy

SI No	District	Name of Agency									
		State Govt.	Central Govt.	Charitable Institutions			Other Institutions		IMC	Others	Total
				within the State	Outside State within the country	Outside the Country	within the country	Outside the Country			
1	Kannur	0	0	0	0	0	0	0	0	0	0
2	Kozhikkode	0	0	0	0	0	0	0	0	0	0
3	Malappuram	0	0	0	0	0	0	0	0	0	0
4	Palakkad	0	0	0	0	0	0	0	0	0	0
5	Thrissur	0	0	0	0	0	0	0	0	0	0
6	Idukki	0	0	0	0	0	0	0	0	0	0
7	Kottayam	0	0	0	0	0	0	0	0	0	0
8	Alappuzha	0	0	0	0	0	0	0	0	0	0
9	Kollam	0	0	0	0	0	0	0	0	0	0
10	Thiruvananthapuram	0	0	0	0	0	0	0	0	0	0
	State	0	0	0	0	0	0	0	0	0	0

Table 8.8

Districtwise No. of Medical Institutions Getting Grants And Agency

System of Medicine : Others

Sl No	District	Name of Agency									
		State Govt.	Central Govt.	Charitable Institutions			Other Institutions		IMC	Others	Total
				within the State	Outside State within the country	Outside the Country	within the country	Outside the Country			
1	Kasaragod	0	0	0	0	0	0	0	0	0	0
2	Kannur	0	0	0	0	0	0	0	0	0	0
3	Wayanad	2	0	0	0	0	0	0	0	2	4
4	Kozhikkode	0	0	0	1	0	0	0	0	0	1
5	Malappuram	0	0	0	0	0	0	0	0	0	0
6	Palakkad	0	0	0	0	0	0	0	0	0	0
7	Thrissur	0	0	0	0	0	0	0	0	0	0
8	Eranakulam	0	0	0	0	0	0	0	0	0	0
9	Idukki	2	0	0	0	0	0	0	0	0	2
10	Kottayam	0	0	0	0	0	0	0	0	1	1
11	Alappuzha	0	0	0	0	0	0	0	0	0	0
12	Pathanamthitta	0	0	0	0	0	0	0	0	1	1
13	Kollam	0	0	0	0	0	0	0	0	0	0
14	Thiruvananthapuram	0	0	0	0	0	0	0	0	0	0
State		4	0	0	1	0	0	0	0	4	9

Table 9
Districtwise No. of Medical Institutions Based on Fixed Assets

SI No	District	Land Area		Building	
		Owned	Rental	Owned	Rental
1	Kasaragod	113	307	117	303
2	Kannur	263	677	284	659
3	Wayanad	116	216	121	214
4	Kozhikkode	246	963	275	935
5	Malappuram	221	688	218	691
6	Palakkad	310	455	328	437
7	Thrissur	335	629	377	588
8	Eranakulam	684	1136	821	997
9	Idukki	181	300	175	307
10	Kottayam	413	883	557	742
11	Alappuzha	448	540	508	483
12	Pathanamthitta	182	394	192	385
13	Kollam	385	431	385	432
14	Thiruvananthapuram	400	588	424	562
	State	4297	8207	4782	7735

Table 9.1**Districtwise No. of Medical Institutions Based on Fixed Assets***System of Medicine : Allopathic*

SI No	District	Land Area		Building	
		Owned	Rental	Owned	Rental
1	Kasaragod	63	122	62	123
2	Kannur	114	189	114	190
3	Wayanad	55	51	58	50
4	Kozhikkode	111	242	114	240
5	Malappuram	107	227	104	229
6	Palakkad	140	123	140	123
7	Thrissur	154	165	163	156
8	Eranakulam	344	455	406	392
9	Idukki	95	143	93	147
10	Kottayam	179	262	202	239
11	Alappuzha	203	181	218	167
12	Pathanamthitta	100	163	101	162
13	Kollam	191	187	191	187
14	Thiruvananthapuram	217	265	219	262
State		2073	2775	2185	2667

Table 9.2

Districtwise No. of Medical Institutions Based on Fixed Assets

System of Medicine : Ayurveda

Sl No	District	Land Area		Building	
		Owned	Rental	Owned	Rental
1	Kasaragod	53	135	56	132
2	Kannur	96	278	110	265
3	Wayanad	41	97	44	95
4	Kozhikkode	95	446	110	431
5	Malappuram	88	270	87	272
6	Palakkad	126	245	140	232
7	Thrissur	142	295	161	277
8	Eranakulam	155	311	183	282
9	Idukki	46	87	44	88
10	Kottayam	149	280	194	238
11	Alappuzha	115	147	128	135
12	Pathanamthitta	53	102	58	98
13	Kollam	137	109	137	110
14	Thiruvananthapuram	97	149	109	137
State		1393	2951	1561	2792

Table 9.3**Districtwise No. of Medical Institutions Based on Fixed Assets***System of Medicine : Homoeopathic*

SI No	District	Land Area		Building	
		Owned	Rental	Owned	Rental
1	Kasaragod	5	49	6	48
2	Kannur	51	208	61	199
3	Wayanad	16	61	16	61
4	Kozhikkode	36	256	46	245
5	Malappuram	31	161	32	160
6	Palakkad	38	83	44	78
7	Thrissur	44	158	58	144
8	Eranakulam	186	351	229	307
9	Idukki	42	68	40	70
10	Kottayam	83	324	156	251
11	Alappuzha	127	208	160	176
12	Pathanamthitta	37	126	41	122
13	Kollam	83	143	83	144
14	Thiruvananthapuram	77	178	83	171
State		856	2374	1055	2176

Table 9.4**Districtwise No. of Medical Institutions Based on Fixed Assets***System of Medicine : Unani*

SI No	District	Land Area		Building	
		Owned	Rental	Owned	Rental
1	Kasaragod	0	4	0	4
2	Kannur	0	2	0	2
3	Wayanad	2	4	2	4
4	Kozhikkode	2	17	2	17
5	Malappuram	2	27	2	27
6	Palakkad	0	9	0	9
7	Thrissur	2	8	2	8
8	Eranakulam	4	8	6	6
9	Idukki	0	1	0	1
10	Kottayam	1	3	2	2
11	Alappuzha	1	4	1	4
12	Pathanamthitta	0	2	0	2
13	Kollam	0	2	0	2
14	Thiruvananthapuram	0	4	0	4
State		14	95	17	92

Table 9.5

Districtwise No. of Medical Institutions Based on Fixed Assets

System of Medicine : Sidha

Sl No	District	Land Area		Building	
		Owned	Rental	Owned	Rental
1	Kannur	1	2	1	2
2	Palakkad	9	3	8	4
3	Thrissur	0	2	0	2
4	Eranakulam	2	2	2	2
5	Idukki	0	1	0	1
6	Kottayam	3	3	3	3
7	Alappuzha	1	0	0	1
8	Pathanamthitta	1	1	1	1
9	Kollam	0	1	0	1
10	Thiruvananthapuram	13	26	15	24
State		30	41	30	41

Table 9.6

Districtwise No. of Medical Institutions Based on Fixed Assets

System of Medicine : Marma

Sl No	District	Land Area		Building	
		Owned	Rental	Owned	Rental
1	Kannur	2	1	1	2
2	Kozhikkode	1	4	1	4
3	Malappuram	0	1	0	1
4	Palakkad	0	2	0	2
5	Thrissur	0	1	0	1
6	Eranakulam	2	1	2	1
7	Idukki	0	1	0	1
8	Kottayam	3	3	3	3
9	Alappuzha	1	0	1	0
10	Pathanamthitta	0	1	0	1
11	Kollam	0	1	0	1
12	Thiruvananthapuram	4	1	4	1
State		13	17	12	18

Table 9.7

Districtwise No. of Medical Institutions Based on Fixed Assets

System of Medicine : Naturopathy

Sl No	District	Land Area		Building	
		Owned	Rental	Owned	Rental
1	Kannur	1	0	1	0
2	*Kozhikkode	1	0	1	0
3	Malappuram	0	3	0	3
4	Palakkad	1	0	1	0
5	Thrissur	3	1	3	1
6	Idukki	0	1	0	1
7	Kottayam	2	2	2	2
8	Alappuzha	1	0	1	0
9	Kollam	1	0	1	0
10	Thiruvananthapuram	1	2	2	1
State		11	9	12	8

Table 9.8

Districtwise No. of Medical Institutions Based on Fixed Assets

System of Medicine : Others

SI No	District	Land Area		Building	
		Owned	Rental	Owned	Rental
1	Kasaragod	1	8	2	7
2	Kannur	5	16	6	15
3	Wayanad	7	7	6	8
4	Kozhikkode	4	24	5	23
5	Malappuram	5	26	5	26
6	Palakkad	8	11	8	11
7	Thrissur	1	8	1	8
8	Eranakulam	21	23	25	19
9	Idukki	5	8	5	8
10	Kottayam	18	28	21	25
11	Alappuzha	8	8	8	8
12	Pathanamthitta	2	10	2	10
13	Kollam	2	9	2	9
14	Thiruvananthapuram	18	15	20	12
State		105	201	116	189

Table 10

Districtwise No. of Medical Institutions Based on Investment

SI No	District	100 % Investment Within State	Less than 100 % investment with in the state	Not Reported
1	Kasaragod	315	4	100
2	Kannur	776	6	154
3	Wayanad	307	10	15
4	Kozhikkode	862	5	339
5	Malappuram	860	5	40
6	Palakkad	668	7	88
7	Thrissur	407	6	548
8	Eranakulam	1049	14	750
9	Idukki	319	4	156
10	Kottayam	1084	1	209
11	Alappuzha	430	8	550
12	Pathanamthitta	497	0	79
13	Kollam	800	3	7
14	Thiruvananthapuram	338	7	640
State		8712	80	3675

Table 10.1**Districtwise No. of Medical Institutions Based on Investment***System of Medicine : Allopathic*

SI No	District	100 % Investment Within State	Less than 100 % investment with in the state	Not Reported
1	Kasaragod	141	2	41
2	Kannur	230	0	70
3	Wayanad	93	4	9
4	Kozhikkode	238	0	114
5	Malappuram	322	1	10
6	Palakkad	230	3	29
7	Thrissur	153	3	160
8	Eranakulam	480	6	307
9	Idukki	161	3	74
10	Kottayam	374	0	66
11	Alappuzha	169	2	213
12	Pathanamthitta	235	0	28
13	Kollam	367	2	5
14	Thiruvananthapuram	154	6	320
State		3347	32	1446

Table 10.2

Districtwise No. of Medical Institutions Based on Investment

System of Medicine : Ayurveda

SI No	District	100 % Investment Within State	Less than 100 % investment with in the state	Not Reported
1	Kasaragod	142	0	46
2	Kannur	325	2	46
3	Wayanad	130	5	3
4	Kozhikkode	394	4	141
5	Malappuram	337	2	16
6	Palakkad	324	4	42
7	Thrissur	164	0	273
8	Eranakulam	254	8	203
9	Idukki	90	1	41
10	Kottayam	363	1	64
11	Alappuzha	109	3	150
12	Pathanamthitta	138	0	17
13	Kollam	243	1	0
14	Thiruvananthapuram	94	2	150
State		3107	33	1192

Table 10.3

Districtwise No. of Medical Institutions Based on Investment

System of Medicine : Homoeopathic

Sl No	District	100 % Investment Within State	Less than 100 % investment with in the state	Not Reported
1	Kasaragod	38	2	14
2	Kannur	214	4	41
3	Wayanad	74	0	3
4	Kozhikkode	211	0	80
5	Malappuram	180	0	12
6	Palakkad	109	0	12
7	Thrissur	87	2	113
8	Eranakulam	305	1	230
9	Idukki	72	0	37
10	Kottayam	334	0	73
11	Alappuzha	151	3	181
12	Pathanamthitta	131	0	32
13	Kollam	224	0	2
14	Thiruvananthapuram	83	0	171
State		2213	12	1001

Table 10.4**Districtwise No. of Medical Institutions Based on Investment***System of Medicine : Unani*

SI No	District	100 % Investment Within State	Less than 100 % investment with in the state	Not Reported
1	Kasaragod	4	0	0
2	Kannur	2	0	0
3	Wayanad	6	0	0
4	Kozhikkode	11	2	6
5	Malappuram	28	0	1
6	Palakkad	9	0	0
7	Thrissur	3	0	7
8	Eranakulam	8	0	4
9	Idukki	1	0	0
10	Kottayam	3	0	1
11	Alappuzha	1	0	4
12	Pathanamthitta	1	0	1
13	Kollam	2	0	0
14	Thiruvananthapuram	1	0	3
State		80	2	27

Table 10.5**Districtwise No. of Medical Institutions Based on Investment***System of Medicine : Sidha*

SI No	District	100 % Investment Within State	Less than 100 % investment with in the state	Not Reported
1	Kannur	3	0	0
2	Palakkad	7	0	5
3	Thrissur	2	0	0
4	Eranakulam	1	0	3
5	Idukki	1	0	0
6	Kottayam	4	0	2
7	Alappuzha	1	0	0
8	Pathanamthitta	1	0	1
9	Kollam	1	0	0
10	Thiruvananthapuram	12	0	27
State		33	0	38

Table 10.6

Districtwise No. of Medical Institutions Based on Investment

System of Medicine : Marma

Sl No	District	100 % Investment Within State	Less than 100 % investment with in the state	Not Reported
1	Kannur	3	0	0
2	Kozhikkode	4	0	1
3	Malappuram	1	0	0
4	Palakkad	2	0	0
5	Thrissur	1	0	0
6	Eranakulam	2	0	1
7	Idukki	1	0	0
8	Kottayam	5	0	1
9	Alappuzha	1	0	0
10	Pathanamthitta	1	0	0
11	Kollam	1	0	0
12	Thiruvananthapuram	2	0	3
State		24	0	6

Table 10.7

Districtwise No. of Medical Institutions Based on Investment

System of Medicine : Naturopathy

SI No	District	100 % Investment Within State	Less than 100 % investment with in the state	Not Reported
1	Kannur	1	0	0
2	Kozhikkode	1	0	0
3	Malappuram	3	0	0
4	Palakkad	1	0	0
5	Thrissur	2	0	2
6	Idukki	0	0	1
7	Kottayam	3	0	1
8	Alappuzha	1	0	0
9	Kollam	1	0	0
10	Thiruvananthapuram	1	0	2
State		14	0	6

Table 10.8**Districtwise No. of Medical Institutions Based on Investment***System of Medicine : Others*

Sl No	District	100 % Investment Within State	Less than 100 % investment with in the state	Not Reported
1	Kasaragod	8	0	1
2	Kannur	17	0	4
3	Wayanad	12	1	1
4	Kozhikkode	15	1	12
5	Malappuram	27	2	2
6	Palakkad	19	0	0
7	Thrissur	4	1	4
8	Eranakulam	25	1	18
9	Idukki	6	0	7
10	Kottayam	34	0	12
11	Alappuzha	8	0	8
12	Pathanamthitta	9	0	3
13	Kollam	11	0	0
14	Thiruvananthapuram	12	0	20
State		207	6	92

Table 11**Districtwise No. of Medical Institutions Based on Main or Branch Hospital**

Sl No	District	Main Hospital	Branch Hospital	Not Reported
1	Kasaragod	392	26	1
2	Kannur	833	103	0
3	Wayanad	263	69	0
4	Kozhikkode	1092	111	3
5	Malappuram	830	75	0
6	Palakkad	620	143	0
7	Thrissur	829	130	2
8	Eranakulam	1563	245	5
9	Idukki	398	81	0
10	Kottayam	1158	135	1
11	Alappuzha	873	114	1
12	Pathanamthitta	510	66	0
13	Kollam	747	63	0
14	Thiruvananthapuram	911	74	0
	State	11019	1435	13

Table 11.1**Districtwise No. of Medical Institutions Based on Main or Branch Hospital***System of Medicine : Allopathic*

Sl No	District	Main Hospital	Branch Hospital	Not Reported
1	Kasaragod	176	7	1
2	Kannur	285	15	0
3	Wayanad	86	20	0
4	Kozhikkode	341	9	2
5	Malappuram	320	13	0
6	Palakkad	249	13	0
7	Thrissur	303	12	1
8	Eranakulam	712	78	3
9	Idukki	190	48	0
10	Kottayam	413	27	0
11	Alappuzha	357	27	0
12	Pathanamthitta	246	17	0
13	Kollam	355	19	0
14	Thiruvananthapuram	453	27	0
State		4486	332	7

Table 11.2**Districtwise No. of Medical Institutions Based on Main or Branch Hospital***System of Medicine : Ayurveda*

Sl No	District	Main Hospital	Branch Hospital	Not Reported
1	Kasaragod	172	16	0
2	Kannur	312	61	0
3	Wayanad	97	41	0
4	Kozhikkode	462	76	1
5	Malappuram	313	42	0
6	Palakkad	249	121	0
7	Thrissur	341	96	0
8	Eranakulam	344	120	1
9	Idukki	102	30	0
10	Kottayam	344	84	0
11	Alappuzha	199	63	0
12	Pathanamthitta	116	39	0
13	Kollam	210	34	0
14	Thiruvananthapuram	204	42	0
State		3465	865	2

Table 11.3**Districtwise No. of Medical Institutions Based on Main or Branch Hospital***System of Medicine : Homoeopathic*

Sl No	District	Main Hospital	Branch Hospital	Not Reported
1	Kasaragod	51	3	0
2	Kannur	231	28	0
3	Wayanad	71	6	0
4	Kozhikkode	267	24	0
5	Malappuram	175	17	0
6	Palakkad	115	6	0
7	Thrissur	179	22	1
8	Eranakulam	488	47	1
9	Idukki	105	4	0
10	Kottayam	384	23	0
11	Alappuzha	311	23	1
12	Pathanamthitta	153	10	0
13	Kollam	214	12	0
14	Thiruvananthapuram	248	6	0
State		2992	231	3

Table 11.4**Districtwise No. of Medical Institutions Based on Main or Branch Hospital***System of Medicine : Unani*

Sl No	District	Main Hospital	Branch Hospital	Not Reported
1	Kasaragod	4	0	0
2	Kannur	2	0	0
3	Wayanad	4	2	0
4	Kozhikkode	16	3	0
5	Malappuram	28	1	0
6	Palakkad	6	3	0
7	Thrissur	10	0	0
8	Eranakulam	11	1	0
9	Idukki	1	0	0
10	Kottayam	3	1	0
11	Alappuzha	5	0	0
12	Pathanamthitta	1	1	0
13	Kollam	2	0	0
14	Thiruvananthapuram	4	0	0
	State	97	12	0

Table 11.5**Districtwise No. of Medical Institutions Based on Main or Branch Hospital***System of Medicine : Sidha*

Sl No	District	Main Hospital	Branch Hospital	Not Reported
1	Kannur	3	0	0
2	Palakkad	10	2	0
3	Thrissur	2	0	0
4	Eranakulam	3	1	0
5	Idukki	0	1	0
6	Kottayam	5	1	0
7	Alappuzha	1	0	0
8	Pathanamthitta	2	0	0
9	Kollam	0	1	0
10	Thiruvananthapuram	36	3	0
State		62	9	0

Table 11.6**Districtwise No. of Medical Institutions Based on Main or Branch Hospital***System of Medicine : Marma*

Sl No	District	Main Hospital	Branch Hospital	Not Reported
1	Kannur	2	1	0
2	Kozhikkode	5	0	0
3	Malappuram	1	0	0
4	Palakkad	1	1	0
5	Thrissur	1	0	0
6	Eranakulam	3	0	0
7	Idukki	1	0	0
8	Kottayam	6	0	0
9	Alappuzha	1	0	0
10	Pathanamthitta	1	0	0
11	Kollam	0	1	0
12	Thiruvananthapuram	4	1	0
State		26	4	0

Table 11.7

Districtwise No. of Medical Institutions Based on Main or Branch Hospital

System of Medicine : Nateuropathy

SI No	District	Main Hospital	Branch Hospital	Not Reported
1	Kannur	1	0	0
2	Kozhikkode	1	0	0
3	Malappuram	3	0	0
4	Palakkad	1	0	0
5	Thrissur	3	1	0
6	Idukki	1	0	0
7	Kottayam	3	0	1
8	Alappuzha	1	0	0
9	Kollam	1	0	0
10	Thiruvananthapuram	2	1	0
State		17	2	1

Table 11.8**Districtwise No. of Medical Institutions Based on Main or Branch Hospital***System of Medicine : Others*

SI No	District	Main Hospital	Branch Hospital	Not Reported
1	Kasaragod	9	0	0
2	Kannur	19	2	0
3	Wayanad	13	1	0
4	Kozhikkode	26	2	0
5	Malappuram	27	4	0
6	Palakkad	16	3	0
7	Thrissur	9	0	0
8	Eranakulam	42	2	0
9	Idukki	12	1	0
10	Kottayam	44	2	0
11	Alappuzha	15	1	0
12	Pathanamthitta	11	1	0
13	Kollam	10	1	0
14	Thiruvananthapuram	30	2	0
State		283	22	0

Table 12

Districtwise No. of Doctors / Physicians In Medical Institutions

Sl. No	District	P.G And Above		Graduation		Below Degree		Physiotherapist		Others	Total
		Full Time	Part Time	Full Time	Part Time	Full Time	Part Time	Full Time	Part Time		
1	Kasaragod	136	44	251	66	35	14	6	8	88	648
2	Kannur	309	223	404	174	98	49	17	6	231	1511
3	Wayanad	82	46	134	78	43	17	13	0	107	520
4	Kozhikkode	353	328	534	451	124	140	40	15	265	2250
5	Malappuram	394	151	627	208	100	51	31	8	266	1836
6	Palakkad	240	171	419	224	93	74	31	18	227	1497
7	Thrissur	683	386	737	390	107	70	51	21	141	2586
8	Eranakulam	951	443	1085	456	278	91	123	24	149	3600
9	Idukki	222	62	213	75	59	10	11	0	93	745
10	Kottayam	368	285	643	324	263	114	37	16	157	2207
11	Alappuzha	314	130	539	227	153	48	34	24	76	1545
12	Pathanamthitta	388	126	519	163	51	23	24	22	46	1362
13	Kollam	442	195	573	179	109	32	24	15	47	1616
14	Thiruvananthapuram	674	331	766	347	108	55	30	25	142	2478
State		5556	2921	7444	3362	1621	788	472	202	2035	24401

Table 12.1

Districtwise No. of Doctors / Physicians In Medical Institutions

System of Medicine : Allopathic

Sl. No	District	P.G And Above		Graduation		Below Degree		Physiotherapist		Others	Total
		Full Time	Part Time	Full Time	Part Time	Full Time	Part Time	Full Time	Part Time		
1	Kasaragod	134	41	166	38	4	2	1	8	6	400
2	Kannur	268	171	287	70	9	8	15	4	12	844
3	Wayanad	80	43	81	34	6	6	8	0	1	259
4	Kozhikkode	307	295	378	208	56	41	28	11	2	1326
5	Malappuram	354	142	432	135	22	9	24	5	4	1127
6	Palakkad	206	147	262	88	6	5	17	11	0	742
7	Thrissur	629	314	536	175	16	10	38	12	3	1733
8	Eranakulam	865	377	654	231	45	10	48	17	25	2272
9	Idukki	193	51	146	51	17	0	10	0	10	478
10	Kottayam	351	263	402	168	22	18	26	13	2	1265
11	Alappuzha	271	118	319	107	20	7	26	14	1	883
12	Pathanamthitta	365	107	372	88	9	10	24	21	2	998
13	Kolla m	403	166	358	101	27	7	22	11	2	1097
14	Thiruvananthapuram	640	301	555	269	39	17	19	17	0	1857
	State	5066	2536	4948	1763	298	150	306	144	70	15281

Table 12.2

Districtwise No. of Doctors / Physicians In Medical Institutions

System of Medicine : Ayurveda

Sl. No	District	P.G And Above		Graduation		Below Degree		Physiotherapist		Others	Total
		Full Time	Part Time	Full Time	Part Time	Full Time	Part Time	Full Time	Part Time		
1	Kasaragod	5	2	68	22	24	6	5	0	79	211
2	Kannur	20	33	50	59	34	27	2	2	203	430
3	Wayanad	3	11	28	34	8	6	4	0	83	177
4	Kozhikkode	28	51	80	158	30	64	9	6	236	662
5	Malappuram	38	12	128	49	30	19	6	2	233	517
6	Palakkad	31	25	115	125	52	59	5	7	127	546
7	Thrissur	64	89	152	152	54	39	13	10	121	694
8	Eranakulam	62	62	180	132	82	35	75	12	103	743
9	Idukki	17	6	25	13	8	5	1	0	71	146
10	Kottayam	8	17	110	95	80	38	11	3	127	489
11	Alappuzha	67	6	141	66	33	8	10	13	65	409
12	Pathanamthitta	39	18	92	55	9	9	2	1	36	261
13	Kollam	32	27	136	49	42	13	3	4	34	340
14	Thiruvananthapuram	45	27	114	49	29	18	10	6	63	361
State		459	386	1419	1058	515	346	156	66	1581	5986

Table 12.3

Districtwise No. of Doctors / Physicians In Medical Institutions

System of Medicine : Homoeopathic

Sl. No	District	P.G And Above		Graduation		Below Degree		Physiotherapist		Others	Total
		Full Time	Part Time	Full Time	Part Time	Full Time	Part Time	Full Time	Part Time		
1	Kasaragod	1	1	32	7	8	6	0	0	2	57
2	Kannur	28	21	74	50	54	22	0	0	11	260
3	Wayanad	1	1	29	9	28	6	1	0	4	79
4	Kozhikkode	23	10	76	86	38	36	2	0	12	283
5	Malappuram	6	4	68	40	41	29	2	2	11	203
6	Palakkad	13	4	51	18	34	9	0	0	2	131
7	Thrissur	24	21	73	72	34	16	0	1	5	246
8	Eranakulam	31	24	258	107	152	44	1	1	7	625
9	Idukki	15	5	43	14	37	4	0	0	6	124
10	Kottayam	6	7	137	68	164	57	0	0	3	442
11	Alappuzha	63	6	174	70	101	35	3	3	5	460
12	Pathanamthitta	12	9	83	30	35	7	0	1	2	179
13	Kollam	11	13	130	49	53	15	0	1	8	280
14	Thiruvananthapuram	29	18	128	58	51	25	1	1	4	315
State		263	144	1356	678	830	311	10	10	82	3684

Table 12.4

Districtwise No. of Doctors / Physicians In Medical Institutions

System of Medicine : Unani

Sl. No	District	P.G And Above		Graduation		Below Degree		Physiotherapist		Others	Total
		Full Time	Part Time	Full Time	Part Time	Full Time	Part Time	Full Time	Part Time		
1	Kasaragod	0	0	0	0	0	0	0	0	6	6
2	Kannur	0	0	1	0	0	0	0	0	1	2
3	Wayanad	0	0	0	1	1	1	0	0	2	5
4	Kozhikkode	0	0	9	2	2	0	0	0	7	20
5	Malappuram	0	0	8	3	4	1	0	0	19	35
6	Palakkad	0	0	0	3	0	3	0	0	7	13
7	Thrissur	1	1	0	3	1	2	0	0	4	12
8	Eranakulam	0	0	3	5	1	3	0	0	4	16
9	Idukki	0	0	0	0	0	0	0	0	1	1
10	Kottayam	0	0	0	0	0	0	0	0	3	3
11	Alappuzha	0	0	1	1	2	0	0	0	0	4
12	Pathanamthitta	0	0	0	1	0	0	0	0	1	2
13	Kollam	0	1	0	0	0	0	0	0	1	2
14	Thiruvananthapuram	0	0	0	1	0	1	0	0	3	5
State		1	2	22	20	11	11	0	0	59	126

Table 12.5

Districtwise No. of Doctors / Physicians In Medical Institutions

System of Medicine : Sidha

Sl. No	District	P.G And Above		Graduation		Below Degree		Physiotherapist		Others	Total
		Full Time	Part Time	Full Time	Part Time	Full Time	Part Time	Full Time	Part Time		
1	Kannur	0	0	0	0	0	0	0	0	2	2
2	Palakkad	0	0	1	2	1	0	8	0	93	105
3	Thrissur	0	0	0	0	0	0	0	0	2	2
4	Eranakulam	0	0	1	2	3	1	0	2	0	9
5	Idukki	0	0	1	0	0	0	0	0	0	1
6	Kottayam	0	0	0	1	2	0	0	0	3	6
7	Alappuzha	0	0	1	0	0	0	0	0	0	1
8	Pathanamthitta	0	0	0	1	0	0	0	0	2	3
9	Kollam	0	0	0	0	0	0	0	0	1	1
10	Thiruvananthapuram	5	0	5	1	2	0	1	0	41	55
State		5	0	9	7	8	1	9	2	144	185

Table 12.6

Districtwise No. of Doctors / Physicians In Medical Institutions

System of Medicine : Marma

Sl. No	District	P.G And Above		Graduation		Below Degree		Physiotherapist		Others	Total
		Full Time	Part Time	Full Time	Part Time	Full Time	Part Time	Full Time	Part Time		
1	Kannur	0	0	0	0	0	0	0	0	4	4
2	Kozhikkode	0	0	0	0	0	0	1	0	3	4
3	Malappuram	0	0	0	1	0	0	0	0	0	1
4	Palakkad	0	0	0	0	0	0	0	0	2	2
5	Thrissur	0	0	0	0	2	0	0	0	0	2
6	Eranakulam	0	0	0	0	0	0	0	1	1	2
7	Idukki	0	0	0	1	0	0	0	0	1	2
8	Kottayam	1	0	0	1	0	1	0	0	4	7
9	Alappuzha	0	0	0	0	0	0	0	0	0	0
10	Pathanamthitta	0	0	0	0	0	0	0	0	1	1
11	Kollam	0	0	0	0	0	0	0	0	1	1
12	Thiruvananthapuram	0	0	0	0	2	0	0	0	7	9
State		1	0	0	3	4	1	1	1	24	35

Table 12.7

Districtwise No. of Doctors / Physicians In Medical Institutions

System of Medicine : Naturopathy

Sl. No	District	P.G And Above		Graduation		Below Degree		Physiotherapist		Others	Total
		Full Time	Part Time	Full Time	Part Time	Full Time	Part Time	Full Time	Part Time		
1	Kannur	0	0	0	0	0	0	0	0	1	1
2	Kozhikkode	0	0	0	0	0	0	0	0	0	0
3	Malappuram	0	0	4	0	2	0	0	0	0	6
4	Palakkad	0	0	0	0	0	0	0	0	0	0
5	Thrissur	0	0	3	0	1	2	0	0	8	14
6	Idukki	0	0	0	0	0	0	0	0	1	1
7	Kottayam	0	0	0	0	0	0	0	0	1	1
8	Alappuzha	7	0	0	0	0	0	0	0	0	7
9	Kollam	0	2	1	1	0	1	0	0	0	5
10	Thiruvananthapuram	0	0	1	0	2	1	0	1	1	6
State		7	2	9	1	5	4	0	1	12	41

Table 12.8

Districtwise No. of Doctors / Physicians In Medical Institutions

System of Medicine : Others

Sl. No	District	P.G And Above		Graduation		Below Degree		Physiotherapist		Others	Total
		Full Time	Part Time	Full Time	Part Time	Full Time	Part Time	Full Time	Part Time		
1	Kasaragod	0	0	5	2	1	1	1	0	2	12
2	Kannur	0	1	9	5	2	0	0	0	6	23
3	Wayanad	0	0	0	0	0	0	0	0	22	22
4	Kozhikkode	0	4	9	7	1	0	1	1	18	41
5	Malappuram	0	0	7	1	8	3	2	0	22	43
6	Palakkad	1	0	13	2	2	3	1	0	4	26
7	Thrissur	1	0	4	2	2	3	2	0	1	15
8	Eranakulam	6	1	24	15	8	0	6	4	14	78
9	Idukki	2	0	2	0	0	3	0	0	9	16
10	Kottayam	4	12	13	9	4	1	4	0	30	77
11	Alappuzha	1	1	5	1	2	0	1	0	5	16
12	Pathanamthitta	2	2	5	3	0	0	0	0	7	19
13	Kollam	2	2	3	1	2	0	0	0	6	16
14	Thiruvananthapuram	2	4	2	2	0	1	1	2	29	43
State		21	27	101	50	32	15	19	7	175	447

Table 13

Districtwise No. of Paramedical & Technical Staff In Medical Institutions

Sl No	District	Paramedical Staff				Technical Staff					Total
		Nurse	Pharmacist	Attenders	Others	Laboratory Technician	Radiologist	X-ray Technician	Scanning Technician	Others	
1	Kasaragod	359	53	238	140	73	6	29	5	22	925
2	Kannur	1176	210	337	358	207	25	55	9	93	2470
3	Wayanad	453	85	146	56	61	6	22	2	16	847
4	Kozhikkode	1657	257	518	244	244	27	67	22	51	3087
5	Malappuram	1845	232	581	397	256	11	88	25	127	3562
6	Palakkad	814	137	441	221	143	9	47	7	42	1861
7	Thrissur	2399	468	848	437	327	58	139	34	248	4958
8	Eranakulam	2844	512	1048	371	424	58	151	82	159	5649
9	Idukki	671	79	251	57	136	5	27	4	11	1241
10	Kottayam	1530	290	518	332	304	10	104	14	67	3169
11	Alappuzha	1153	166	331	83	189	17	61	12	16	2028
12	Pathanamthitta	1488	191	373	107	319	31	90	19	47	2665
13	Kollam	1703	251	445	178	255	20	78	22	63	3015
14	Thiruvananthapuram	2072	237	487	199	399	41	88	12	54	3589
State		20164	3168	6562	3180	3337	324	1046	269	1016	39066

Table 13.1

Districtwise No. of Paramedical & Technical Staff In Medical Institutions

System of Medicine : Allopathic

Sl No	District	Paramedical Staff				Technical Staff					Total
		Nurse	Pharmacist	Attenders	Others	Laboratory Technician	Radiologist	X-ray Technician	Scanning Technician	Others	
1	Kasaragod	345	33	207	109	68	6	28	5	20	821
2	Kannur	1117	137	262	262	207	25	55	9	71	2145
3	Wayanad	444	64	122	36	60	6	22	2	12	768
4	Kozhikkode	1631	185	372	107	239	26	66	22	42	2690
5	Malappuram	1724	171	471	147	248	11	84	24	109	2989
6	Palakkad	711	95	263	116	134	9	46	7	15	1396
7	Thrissur	2312	300	697	358	319	58	136	33	217	4430
8	Eranakulam	2670	378	835	299	407	57	144	78	146	5014
9	Idukki	664	75	231	39	136	5	27	4	11	1192
10	Kottayam	1450	216	389	215	293	10	104	14	45	2736
11	Alappuzha	1050	124	244	65	187	17	61	12	15	1775
12	Pathanamthitta	1451	164	323	84	312	29	90	19	46	2518
13	Kollam	1580	203	331	156	245	20	73	21	55	2684
14	Thiruvananthapuram	1976	191	391	145	386	41	88	12	45	3275
State		19125	2336	5138	2138	3241	320	1024	262	849	34433

Table 13.2

Districtwise No. of Paramedical & Technical Staff In Medical Institutions

System of Medicine : Ayurveda

Sl No	District	Paramedical Staff				Technical Staff					Total
		Nurse	Pharmacist	Attenders	Others	Laboratory Technician	Radio-logist	X-ray Technician	Scanning Technician	Others	
1	Kasaragod	21	17	33	29	7	1	2	1	6	117
2	Kannur	48	40	50	77	1	0	0	0	19	235
3	Wayanad	16	16	20	15	2	0	1	0	4	74
4	Kozhikkode	33	53	107	125	4	1	2	0	12	337
5	Malappuram	165	46	89	237	12	1	8	2	16	576
6	Palakkad	111	39	160	33	13	0	2	0	27	385
7	Thrissur	234	147	181	75	22	3	12	1	41	716
8	Eranakulam	190	80	142	68	20	2	11	4	14	531
9	Idukki	5	2	12	15	0	0	0	0	0	34
10	Kottayam	58	68	76	98	9	0	0	0	18	327
11	Alappuzha	270	48	90	13	15	5	4	6	1	452
12	Pathanamthitta	186	27	51	17	29	1	7	2	7	327
13	Kollam	158	46	101	22	22	0	8	1	7	365
14	Thiruvananthapuram	103	38	66	71	26	1	2	1	11	319
State		1598	667	1178	895	182	15	59	18	183	4795

Table 13.3

Districtwise No. of Paramedical & Technical Staff In Medical Institutions

System of Medicine : Homoeopathic

Sl No	District	Paramedical Staff				Technical Staff					Total
		Nurse	Pharmacist	Attenders	Others	Laboratory Technician	Radiologist	X-ray Technician	Scanning Technician	Others	
1	Kasaragod	0	5	4	7	3	0	0	0	0	19
2	Kannur	24	36	34	17	4	0	1	0	3	119
3	Wayanad	4	7	10	1	1	0	0	0	0	23
4	Kozhikkode	1	21	40	15	2	0	1	0	0	80
5	Malappuram	8	17	26	8	4	0	1	0	0	64
6	Palakkad	13	9	26	4	3	0	1	0	0	56
7	Thrissur	27	38	45	9	5	0	2	1	6	133
8	Eranakulam	30	64	84	10	9	0	0	0	2	199
9	Idukki	8	4	8	3	2	0	1	0	0	26
10	Kottayam	38	19	50	11	11	0	0	0	2	131
11	Alappuzha	183	21	25	8	14	5	2	6	0	264
12	Pathanamthitta	19	11	21	4	3	2	0	0	0	60
13	Kollam	43	14	31	5	12	0	1	1	2	109
14	Thiruvananthapuram	65	12	23	7	19	1	1	0	1	129
State		463	278	427	109	92	8	11	8	16	1412

Table 13.4

Districtwise No. of Paramedical & Technical Staff In Medical Institutions

System of Medicine : Unani

Sl No	District	Paramedical Staff				Technical Staff					Total
		Nurse	Pharmacist	Attenders	Others	Laboratory Technician	Radiologist	X-ray Technician	Scanning Technician	Others	
1	Kasaragod	0	0	0	0	0	0	0	0	0	0
2	Kannur	0	1	1	0	0	0	0	0	0	2
3	Wayanad	0	0	1	0	0	0	0	0	0	1
4	Kozhikkode	0	0	5	0	0	0	0	0	2	7
5	Malappuram	1	3	10	1	1	0	0	0	0	16
6	Palakkad	0	0	1	0	0	0	0	0	0	1
7	Thrissur	3	3	4	0	0	0	0	0	0	10
8	Eranakulam	1	0	3	2	0	0	0	0	4	10
9	Idukki	0	0	0	0	0	0	0	0	0	0
10	Kottayam	0	0	0	0	0	0	0	0	0	0
11	Alappuzha	0	0	1	0	0	0	0	0	0	1
12	Pathanamthitta	0	1	0	2	1	0	0	0	0	4
13	Kollam	2	0	0	0	1	0	0	0	0	3
14	Thiruvananthapuram	0	0	0	0	0	0	0	0	0	0
State		7	8	26	5	3	0	0	0	6	55

Table 13.5

Districtwise No. of Paramedical & Technical Staff In Medical Institutions

System of Medicine : Sidha

Sl No	District	Paramedical Staff				Technical Staff					Total
		Nurse	Pharmacist	Attenders	Others	Laboratory Technician	Radiologist	X-ray Technician	Scanning Technician	Others	
1	Kannur	0	0	0	1	0	0	0	0	0	1
2	Palakkad	0	0	1	69	0	0	0	0	0	70
3	Thrissur	0	0	0	0	0	0	0	0	0	0
4	Eranakulam	1	1	0	1	0	0	0	0	4	7
5	Idukki	0	0	1	0	0	0	0	0	0	1
6	Kottayam	0	0	1	0	0	0	0	0	0	1
7	Alappuzha	0	0	0	0	0	0	0	0	0	0
8	Pathanamthitta	0	0	0	0	0	0	0	0	0	0
9	Kollam	0	1	0	0	0	0	0	0	0	1
10	Thiruvananthapuram	22	3	20	6	3	0	0	0	0	54
State		23	5	23	77	3	0	0	0	4	135

Table 13.6

Districtwise No. of Paramedical & Technical Staff In Medical Institutions

System of Medicine : Marma

SI No	District	Paramedical Staff				Technical Staff					Total
		Nurse	Pharmacist	Attenders	Others	Laboratory Technician	Radiologist	X-ray Technician	Scanning Technician	Others	
1	Kannur	0	0	0	0	0	0	0	0	0	0
2	Kozhikkode	0	0	1	2	0	0	0	0	0	3
3	Malappuram	0	1	0	1	0	0	0	0	0	2
4	Palakkad	0	0	2	0	0	0	0	0	0	2
5	Thrissur	0	0	0	0	0	0	0	0	0	0
6	Eranakulam	0	0	0	2	0	0	0	0	0	2
7	Idukki	0	0	0	1	0	0	0	0	0	1
8	Kottayam	5	0	5	6	0	0	0	0	0	16
9	Alappuzha	0	0	0	0	0	0	0	0	0	0
10	Pathanamthitta	1	0	1	0	0	0	0	0	0	2
11	Kollam	0	1	0	0	0	0	0	0	0	1
12	Thiruvananthapuram	2	0	5	5	0	0	0	0	0	12
State		8	2	14	17	0	0	0	0	0	41

Table 13.7
Districtwise No. of Paramedical & Technical Staff In Medical Institutions

System of Medicine : Naturopathy

SI No	District	Paramedical Staff					Technical Staff				Total
		Nurse	Pharmacist	Attenders	Others	Laboratory Technician	Radiologist	X-ray Technician	Scanning Technician	Others	
1	Kannur	0	0	0	2	0	0	0	0	0	2
2	Kozhikkode	0	0	0	0	0	0	0	0	0	0
3	Malappuram	7	0	1	4	0	0	0	0	1	13
4	Palakkad	0	0	0	0	0	0	0	0	0	0
5	Thrissur	2	0	2	6	0	0	0	0	0	10
6	Idukki	0	0	0	0	0	0	0	0	0	0
7	Kottayam	0	0	0	1	0	0	0	0	0	1
8	Alappuzha	1	0	0	0	0	0	0	0	0	1
9	Kollam	7	1	1	0	2	0	1	0	0	12
10	Thiruvananthapuram	3	0	0	0	1	0	0	0	0	4
	State	20	1	4	13	3	0	1	0	1	43

Table 13.8
Districtwise No. of Paramedical & Technical Staff In Medical Institutions

System of Medicine : Others

Sl No	District	Paramedical Staff				Technical Staff					Total
		Nurse	Pharmacist	Attenders	Others	Laboratory Technician	Radio-logist	X-ray Technician	Scanning Technician	Others	
1	Kasaragod	0	0	0	1	0	0	0	0	0	1
2	Kannur	14	0	4	5	0	0	0	0	1	24
3	Wayanad	0	0	0	5	0	0	0	0	0	5
4	Kozhikkode	15	3	5	11	2	0	0	0	1	37
5	Malappuram	22	4	2	0	3	0	1	0	1	33
6	Palakkad	2	0	8	2	1	0	1	0	0	14
7	Thrissur	3	0	4	3	0	0	0	0	0	10
8	Eranakulam	41	9	17	2	11	1	3	1	1	86
9	Idukki	5	1	1	0	1	0	1	0	0	9
10	Kottayam	22	6	8	13	9	0	2	0	10	70
11	Alappuzha	2	0	5	0	0	0	0	0	1	8
12	Pathanamthitta	0	0	1	2	1	0	0	0	1	5
13	Kollam	2	0	3	2	0	0	0	0	0	7
14	Thiruvananthapuram	10	3	7	5	0	0	0	0	1	26
State		138	26	65	51	28	1	8	1	17	335

Table 14
Districtwise No. of Ministerial Staff In Medical Institutions

Sl No	District	Ministerial Staff				
		Managerial Staff	Accounting Staff	Clerical Staff	Last Grade Staff	Security Staff
1	Kasaragod	32	21	32	97	41
2	Kannur	138	57	128	148	124
3	Wayanad	37	22	30	66	122
4	Kozhikkode	268	108	232	323	302
5	Malappuram	108	101	251	510	320
6	Palakkad	122	83	133	267	221
7	Thrissur	290	150	293	402	389
8	Eranakulam	280	221	421	434	357
9	Idukki	24	41	54	61	54
10	Kottayam	148	121	167	365	173
11	Alappuzha	78	54	240	183	103
12	Pathanamthitta	78	80	200	252	170
13	Kollam	89	87	135	213	262
14	Thiruvananthapuram	127	106	196	305	260
	State	1819	1252	2512	3626	2898

Table 14.1
Districtwise No. of Ministerial Staff In Medical Institutions

System of Medicine : Allopathy

Sl No	District	Ministerial Staff				
		Managerial Staff	Accounting Staff	Clerical Staff	Last Grade Staff	Security Staff
1	Kasaragod	26	20	30	86	38
2	Kannur	86	54	112	125	112
3	Wayanad	25	19	22	30	103
4	Kozhikkode	141	91	199	254	232
5	Malappuram	76	88	190	344	274
6	Palakkad	60	55	83	175	163
7	Thrissur	171	129	235	328	331
8	Eranakulam	193	187	362	370	302
9	Idukki	23	41	53	59	48
10	Kottayam	92	108	149	311	154
11	Alappuzha	54	44	227	162	89
12	Pathanamthitta	57	76	194	233	162
13	Kollam	73	71	88	176	214
14	Thiruvananthapuram	94	92	171	252	236
State		1171	1075	2115	2905	2458

Table 14.2
Districtwise No. of Ministerial Staff In Medical Institutions

System of Medicine : Ayurveda

SI No	District	Ministerial Staff				
		Managerial Staff	Accounting Staff	Clerical Staff	Last Grade Staff	Security Staff
1	Kasaragod	6	1	4	18	5
2	Kannur	49	4	15	18	9
3	Wayanad	12	5	8	13	18
4	Kozhikkode	119	15	32	48	65
5	Malappuram	29	16	57	153	42
6	Palakkad	60	31	53	78	33
7	Thrissur	123	31	60	69	51
8	Eranakulam	90	40	38	67	41
9	Idukki	1	0	1	0	4
10	Kottayam	58	12	15	42	11
11	Alappuzha	32	16	129	32	27
12	Pathanamthitta	25	12	29	32	36
13	Kollam	20	18	45	38	56
14	Thiruvananthapuram	34	11	28	51	27
State		658	212	514	659	425

Table 14.3
Districtwise No. of Ministerial Staff In Medical Institutions
System of Medicine : Homoeopathic

Sl No	District	Ministerial Staff				
		Managerial Staff	Accounting Staff	Clerical Staff	Last Grade Staff	Security Staff
1	Kasaragod	1	0	0	2	0
2	Kannur	4	1	1	10	3
3	Wayanad	2	0	0	0	3
4	Kozhikkode	10	1	1	20	17
5	Malappuram	6	0	3	28	6
6	Palakkad	5	2	0	5	5
7	Thrissur	7	2	10	23	15
8	Eranakulam	2	1	31	15	21
9	Idukki	0	0	0	6	2
10	Kottayam	2	3	3	13	7
11	Alappuzha	7	8	121	17	13
12	Pathanamthitta	2	0	1	5	2
13	Kollam	3	1	2	7	8
14	Thiruvananthapuram	3	4	3	22	6
State		54	23	176	173	108

Table 14.4
Districtwise No. of Ministerial Staff In Medical Institutions
System of Medicine : Unani

Sl No	District	Ministerial Staff				
		Managerial Staff	Accounting Staff	Clerical Staff	Last Grade Staff	Security Staff
1	Kasaragod	0	0	0	0	0
2	Kannur	0	0	0	0	0
3	Wayanad	0	0	0	0	2
4	Kozhikkode	0	1	1	1	3
5	Malappuram	0	1	2	2	1
6	Palakkad	1	0	0	8	0
7	Thrissur	0	0	0	1	1
8	Eranakulam	2	1	0	0	0
9	Idukki	0	0	0	0	0
10	Kottayam	0	0	0	1	0
11	Alappuzha	0	0	0	0	0
12	Pathanamthitta	0	0	0	0	0
13	Kollam	0	0	0	0	0
14	Thiruvananthapuram	0	0	0	0	0
State		3	3	3	13	7

Table 14.5
Districtwise No. of Ministerial Staff In Medical Institutions
System of Medicine : Sidha

Sl No	District	Ministerial Staff				
		Managerial Staff	Accounting Staff	Clerical Staff	Last Grade Staff	Security Staff
1	Kannur	0	0	0	0	0
2	Palakkad	1	0	0	0	0
3	Thrissur	0	0	0	0	0
4	Eranakulam	1	0	0	3	0
5	Idukki	0	0	0	0	0
6	Kottayam	0	0	0	0	0
7	Alappuzha	0	0	0	0	0
8	Pathanamthitta	0	0	0	0	0
9	Kollam	0	0	0	0	0
10	Thiruvananthapuram	3	3	3	14	2
	State	5	3	3	17	2

Table 14.6
Districtwise No. of Ministerial Staff In Medical Institutions
System of Medicine : Marma

Sl No	District	Ministerial Staff				
		Managerial Staff	Accounting Staff	Clerical Staff	Last Grade Staff	Security Staff
1	Kannur	0	0	0	0	0
2	Kozhikkode	0	0	0	0	0
3	Malappuram	0	0	0	0	0
4	Palakkad	0	0	0	0	0
5	Thrissur	0	0	0	0	0
6	Eranakulam	0	0	0	0	0
7	Idukki	0	0	0	0	0
8	Kottayam	0	0	2	0	0
9	Alappuzha	0	0	0	0	0
10	Pathanamthitta	0	0	0	0	0
11	Kollam	0	0	0	0	0
12	Thiruvananthapuram	0	0	0	0	0
State		0	0	2	0	0

Table 14.7
Districtwise No. of Ministerial Staff In Medical Institutions

System of Medicine : Naturopathy

Sl No	District	Ministerial Staff				
		Managerial Staff	Accounting Staff	Clerical Staff	Last Grade Staff	Security Staff
1	Kannur	0	0	0	0	0
2	Kozhikkode	0	0	0	0	0
3	Malappuram	0	0	0	0	1
4	Palakkad	0	0	0	0	0
5	Thrissur	1	0	2	6	3
6	Idukki	0	0	0	0	0
7	Kottayam	0	0	0	1	0
8	Alappuzha	0	0	0	0	0
9	Kollam	1	1	0	0	4
10	Thiruvananthapuram	0	0	0	3	0
State		2	1	2	10	8

Table 14.8
Districtwise No. of Ministerial Staff In Medical Institutions

System of Medicine : Others

Sl No	District	Ministerial Staff				
		Managerial Staff	Accounting Staff	Clerical Staff	Last Grade Staff	Security Staff
1	Kasaragod	0	0	1	0	0
2	Kannur	0	0	0	2	0
3	Wayanad	0	0	1	25	0
4	Kozhikkode	3	0	1	8	7
5	Malappuram	4	0	6	26	3
6	Palakkad	2	1	1	5	22
7	Thrissur	1	0	1	0	0
8	Eranakulam	2	5	3	5	4
9	Idukki	0	0	0	1	0
10	Kottayam	6	3	4	6	4
11	Alappuzha	1	0	0	2	0
12	Pathanamthitta	2	1	0	1	0
13	Kollam	0	0	0	0	0
14	Thiruvananthapuram	1	1	0	2	3
	State	22	11	18	83	43

Table 15
Districtwise No. of Medical Institutions having Training Facilities*

SI No	District	Medical Graduate & Above	Nursing			Training To Paramedical Staff		Family Welfare of MCH	Physiotherapy	Others
			Graduate	General Nursing	Others	Degree	Others			
1	Kasaragod	1	2	6	0	1	2	2	0	0
2	Kannur	3	6	9	6	4	0	0	0	3
3	Wayanad	-	0	2	5	0	0	0	0	2
4	Kozhikode	-	5	10	3	2	3	1	1	4
5	Malappuram	3	3	6	4	4	0	0	0	6
6	Palakkad	1	1	7	5	1	0	0	0	5
7	Thrissur	2	6	17	6	2	4	1	0	3
8	Eranakulam	7	8	12	16	1	5	3	1	4
9	Idukki	-	2	5	0	0	1	0	0	1
10	Kottayam	-	4	17	14	1	4	0	0	7
11	Alappuzha	-	2	6	7	2	3	0	4	6
12	Pathanamthitta	2	5	10	9	2	5	1	1	7
13	Kollam	2	7	10	7	0	1	0	0	2
14	Thiruvananthapuram	6	1	13	5	3	1	1	1	4
State		27	52	130	87	23	29	9	8	54

* List is not final

Table 15.1
Districtwise No. of Medical Institutions having Training Facilities

System of Medicine: Allopathic

SI No	District	Graduate & Above		Nursing			Training To Paramedical Staff		Family Welfare of MCH	Physiotherapy	Others
		Medical	Dental	Graduate	General Nursing	Others	Degree	Others			
1	Kasaragod	0	1	2	6	0	1	2	1	0	0
2	Kannur	1	1	5	9	5	3	0	0	0	2
3	Wayanad	0	0	0	2	3	0	0	0	0	1
4	Kozhikode	0	0	5	10	3	2	2	1	0	2
5	Malappuram	1	0	3	5	2	4	0	0	0	1
6	Palakkad	0	1	1	5	4	1	0	0	0	3
7	Thrissur	2	0	6	16	5	2	3	1	0	0
8	Eranakulam	2	3	8	11	13	1	4	2	1	1
9	Idukki	0	0	2	5	0	0	1	0	0	0
10	Kottayam	0	0	4	17	9	0	4	0	0	3
11	Alappuzha	0	0	2	6	5	1	1	0	1	2
12	Pathanamthitta	1	0	5	8	7	2	4	1	1	3
13	Kollam	0	1	7	9	5	0	1	0	0	1
14	Thiruvananthapuram	2	1	1	13	4	3	1	1	0	1
State		9	8	51	122	65	20	23	7	3	20

Table 15.2

Districtwise No. of Medical Institutions having Training Facilities

System of Medicine : Ayurveda

SI No	District	Medical Graduate & Above	Nursing			Training To Paramedical Staff		Family Welfare of MCH	Physiotherapy	Others
			Graduate	General Nursing	Others	Degree	Others			
1	Kasaragod	0	0	0	0	0	0	1	0	0
2	Kannur	1	1	0	0	1	0	0	0	1
3	Wayanad	0	0	0	1	0	0	0	0	1
4	Kozhikode	0	0	0	0	0	1	0	1	2
5	Malappuram	0	0	1	0	0	0	0	0	4
6	Palakkad	2	0	2	1	0	0	0	0	0
7	Thrissur	0	0	0	1	0	1	0	0	3
8	Eranakulam	1	0	0	2	0	1	0	0	2
9	Idukki	0	0	0	0	0	0	0	0	1
10	Kottayam	0	0	0	3	0	0	0	0	4
11	Alappuzha	0	0	0	1	0	1	0	1	2
12	Pathanamthitta	1	0	2	1	0	1	0	0	1
13	Kollam	1	0	1	2	0	0	0	0	0
14	Thiruvananthapuram	1	0	0	0	0	0	0	0	1
State		7	1	6	12	1	5	1	2	22

Table 15.3
Districtwise No. of Medical Institutions having Training Facilities

System of Medicine : Homoeopathic

SI No	District	Medical Graduate & Above	Nursing			Training To Paramedical Staff		Family Welfare of MCH	Physiotherapy	Others
			Graduate	General Nursing	Others	Degree	Others			
1	Kasaragod	0	0	0	0	0	0	0	0	0
2	Kannur	0	0	0	1	0	0	0	0	0
3	Wayanad	0	0	0	0	0	0	0	0	0
4	Kozhikode	0	0	0	0	0	0	0	0	0
5	Malappuram	0	0	0	0	0	0	0	0	0
6	Palakkad	0	0	0	0	0	0	0	0	0
7	Thrissur	0	0	1	0	0	0	0	0	0
8	Eranakulam	1	0	0	0	0	0	0	0	1
9	Idukki	0	0	0	0	0	0	0	0	0
10	Kottayam	0	0	0	0	0	0	0	0	0
11	Alappuzha	0	0	0	1	1	1	0	1	1
12	Pathanamthitta	0	0	0	0	0	0	0	0	1
13	Kollam	0	0	0	0	0	0	0	0	1
14	Thiruvananthapuram	1	0	0	0	0	0	0	0	0
State		2	0	1	2	1	1	0	1	4

Table 15.4
Districtwise No. of Medical Institutions having Training Facilities

System of Medicine : Unani

SI No	District	Medical Graduate & Above	Nursing			Training To Paramedical Staff		Family Welfare of MCH	Physiotherapy	Others
			Graduate	General Nursing	Others	Degree	Others			
1	Kasaragod	0	0	0	0	0	0	0	0	0
2	Kannur	0	0	0	0	0	0	0	0	0
3	Wayanad	0	0	0	0	0	0	0	0	0
4	Kozhikode	0	0	0	0	0	0	0	0	0
5	Malappuram	0	0	0	0	0	0	0	0	0
6	Palakkad	0	0	0	0	0	0	0	0	0
7	Thrissur	0	0	0	0	0	0	0	0	0
8	Eranakulam	0	0	0	0	0	0	0	0	0
9	Idukki	0	0	0	0	0	0	0	0	0
10	Kottayam	0	0	0	0	0	0	0	0	0
11	Alappuzha	0	0	0	0	0	0	0	0	0
12	Pathanamthitta	0	0	0	0	0	0	0	0	0
13	Kollam	0	0	0	0	0	0	0	0	0
14	Thiruvananthapuram	0	0	0	0	0	0	0	0	0
State		0	0	0	0	0	0	0	0	0

Table 15.5
Districtwise No. of Medical Institutions having Training Facilities

System of Medicine : Sidha

SI No	District	Medical Graduate & Above	Nursing			Training To Paramedical Staff		Family Welfare of MCH	Physiotherapy	Others
			Graduate	General Nursing	Others	Degree	Others			
1	Kannur	0	0	0	0	0	0	0	0	0
2	Palakkad	0	0	0	0	0	0	0	0	1
3	Thrissur	0	0	0	0	0	0	0	0	0
4	Eranakulam	0	0	0	0	0	0	0	0	0
5	Idukki	0	0	0	0	0	0	0	0	0
6	Kottayam	0	0	0	0	0	0	0	0	0
7	Alappuzha	0	0	0	0	0	0	0	0	0
8	Pathanamthitta	0	0	0	0	0	0	0	0	0
9	Kollam	0	0	0	0	0	0	0	0	0
10	Thiruvananthapuram	1	0	0	1	0	0	0	1	0
State		1	0	0	1	0	0	0	1	1

Table 15.6
Districtwise No. of Medical Institutions having Training Facilities

System of Medicine : Marma

SI No	District	Medical Graduate & Above	Nursing			Training To Paramedical Staff		Family Welfare of MCH	Physiotherapy	Others
			Graduate	General Nursing	Others	Degree	Others			
1	Kannur	0	0	0	0	0	0	0	0	0
2	Kozhikode	0	0	0	0	0	0	0	0	0
3	Malappuram	0	0	0	0	0	0	0	0	0
4	Palakkad	0	0	0	0	0	0	0	0	0
5	Thrissur	0	0	0	0	0	0	0	0	0
6	Eranakulam	0	0	0	0	0	0	0	0	0
7	Idukki	0	0	0	0	0	0	0	0	0
8	Kottayam	0	0	0	0	0	0	0	0	0
9	Alappuzha	0	0	0	0	0	0	0	0	0
10	Pathanamthitta	0	0	0	0	0	0	0	0	0
11	Kollam	0	0	0	0	0	0	0	0	0
12	Thiruvananthapuram	0	0	0	0	0	0	0	0	1
State		0	0	0	0	0	0	0	0	1

Table 15.7
Districtwise No. of Medical Institutions having Training Facilities

System of Medicine : Naturopathy

SI No	District	Medical Graduate & Above	Nursing			Training To Paramedical Staff		Family Welfare of MCH	Physiotherapy	Others
			Graduate	General Nursing	Others	Degree	Others			
1	Kannur	0	0	0	0	0	0	0	0	0
2	Kozhikode	0	0	0	0	0	0	0	0	0
3	Malappuram	0	0	0	1	0	0	0	0	1
4	Palakkad	0	0	0	0	0	0	0	0	0
5	Thrissur	0	0	0	0	0	0	0	0	0
6	Idukki	0	0	0	0	0	0	0	0	0
7	Kottayam	0	0	0	0	0	0	0	0	0
8	Alappuzha	0	0	0	0	0	0	0	1	1
9	Kollam	0	0	0	0	0	0	0	0	0
10	Thiruvananthapuram	0	0	0	0	0	0	0	0	0
State		0	0	0	1	0	0	0	1	2

Table 15.8
Districtwise No. of Medical Institution having Training Facilities

System of Medicine : Others

SI No	District	Medical Graduate & Above	Nursing			Training To Paramedical Staff		Family Welfare of MCH	Physiotherapy	Others
			Graduate	General Nursing	Others	Degree	Others			
1	Kasaragod	0	0	0	0	0	0	0	0	0
2	Kannur	0	0	0	0	0	0	0	0	0
3	Wayanad	0	0	0	1	0	0	0	0	0
4	Kozhikode	0	0	0	0	0	0	0	0	0
5	Malappuram	0	0	0	1	0	0	0	0	0
6	Palakkad	0	0	0	0	0	0	0	0	1
7	Thrissur	0	0	0	0	0	0	0	0	0
8	Eranakulam	0	0	1	1	0	0	1	0	0
9	Idukki	0	0	0	0	0	0	0	0	0
10	Kottayam	0	0	0	2	1	0	0	0	0
11	Alappuzha	0	0	0	0	0	0	0	0	0
12	Pathanamthitta	0	0	0	1	0	0	0	0	2
13	Kollam	0	0	0	0	0	0	0	0	0
14	Thiruvananthapuram	0	0	0	0	0	0	0	0	1
State		0	0	1	6	1	0	1	0	4

Table 16
Districtwise Training Facilitates & No. of Seats In Medical Institutions (Provisional)

SI No	District	Medical Graduate & Above	Nursing			Training To Paramedical Staff		Family Welfare of MCH	Physiotherapy	Others
			Graduate	General Nursing	Others	Degree	Others			
1	Kasaragod	100	100	125	0	60	15	10	0	0
2	Kannur	210	250	275	53	210	0	0	0	49
3	Wayanad	0	0	39	41	0	0	0	0	9
4	Kozhikode	0	250	295	78	120	100	6	6	30
5	Malappuram	100	150	165	29	230	0	0	0	53
6	Palakkad	160	50	125	79	40	0	0	0	72
7	Thrissur	200	300	484	81	120	82	10	0	39
8	Eranakulam	430	400	460	414	60	26	16	0	22
9	Idukki	0	100	140	0	0	6	0	0	15
10	Kottayam	0	200	535	464	60	33	0	50	193
11	Alappuzha	0	100	157	140	60	3	0	15	93
12	Pathanamthitta	150	240	410	161	120	56	14	16	131
13	Kollam	90	350	270	95	0	2	0	0	4
14	Thiruvananthapuram	340	50	267	95	180	50	25	20	79
State		1780	2540	3747	1730	1260	373	81	97	783

Table 16.1
Districtwise Training Facilities & No. of Seats In Medical Institutions

System of Medicine : Allopathic

SI No	District	Medical Graduate & Above		Nursing			Training To Paramedical Staff		Family Welfare of MCH	Physiotherapy	Others
		Dental	Medical	Graduate	General Nursing	Others	Degree	Others			
1	Kasaragod	100	0	100	125	0	60	15	10	0	0
2	Kannur	60	100	200	275	49	160	0	0	0	48
3	Wayanad	0	0	0	39	27	0	0	0	0	2
4	Kozhikode	0	0	295	250	78	120	50	6	6	3
5	Malappuram	0	100	150	140	21	230	0	0	0	5
6	Palakkad	60	0	50	100	64	40	0	0	0	29
7	Thrissur	0	200	300	484	71	120	62	10	0	0
8	Eranakulam	140	200	400	440	374	60	26	16	0	4
9	Idukki	0	0	100	140	0	0	6	0	0	0
10	Kottayam	0	0	200	535	304	30	33	0	50	140
11	Alappuzha	0	0	100	157	60	60	3	0	5	27
12	Pathanamthitta	0	100	240	330	131	120	46	14	16	28
13	Kollam	40	0	350	250	78	0	2	0	0	2
14	Thiruvananthapuram	40	150	50	267	75	180	50	25	0	4
State		440	850	2490	3577	1332	1180	293	81	77	292

Table 16.2
Districtwise Training Facilities & No. of Seats In Medical Institutions

System of Medicine : Ayurveda

Sl No	District	Medical Graduate & Above	Nursing			Training To Paramedical Staff		Family Welfare of MCH	Physiotherapy	Others
			Graduate	General Nursing	Others	Degree	Others			
1	Kasaragod	0	0	0	0	0	0	0	0	0
2	Kannur	50	50	0	0	50	0	0	0	1
3	Wayanad	0	0	0	4	0	0	0	0	7
4	Kozhikkode	0	0	0	0	0	50	0	0	27
5	Malappuram	0	0	25	0	0	0	0	0	43
6	Palakkad	100	0	25	15	0	0	0	0	0
7	Thrissur	0	0	0	10	0	20	0	0	39
8	Eranakulam	40	0	0	20	0	0	0	0	15
9	Idukki	0	0	0	0	0	0	0	0	15
10	Kottayam	0	0	0	95	0	0	0	0	53
11	Alappuzha	0	0	0	40	0	0	0	0	34
12	Pathanamthitta	50	0	80	10	0	10	0	0	30
13	Kollam	50	0	20	17	0	0	0	0	0
14	Thiruvananthapuram	50	0	0	0	0	0	0	0	5
State		340	50	150	211	50	80	0	0	269

Table 16.3
Districtwise Training Facilities & No. of Seats In Medical Institutions

System of Medicine : Homoeopathic

Sl No	District	Medical Graduate & Above	Nursing			Training To Paramedical Staff		Family Welfare of MCH	Physiotherapy	Others
			Graduate	General Nursing	Others	Degree	Others			
1	Kasaragod	0	0	0	0	0	0	0	0	0
2	Kannur	0	0	0	4	0	0	0	0	0
3	Wayanad	0	0	0	0	0	0	0	0	0
4	Kozhikkode	0	0	0	0	0	0	0	0	0
5	Malappuram	0	0	0	0	0	0	0	0	0
6	Palakkad	0	0	0	0	0	0	0	0	0
7	Thrissur	0	0	0	0	0	0	0	0	0
8	Eranakulam	50	0	0	0	0	0	0	0	3
9	Idukki	0	0	0	0	0	0	0	0	0
10	Kottayam	0	0	0	0	0	0	0	0	0
11	Alappuzha	0	0	0	40	0	0	0	0	22
12	Pathanamthitta	0	0	0	0	0	0	0	0	1
13	Kollam	0	0	0	0	0	0	0	0	2
14	Thiruvananthapuram	50	0	0	0	0	0	0	0	0
State		100	0	0	44	0	0	0	0	28

Table 16.4
Districtwise Training Facilities & No. of Seats In Medical Institutions

System of Medicine : Unani

Sl No	District	Medical Graduate & Above	Nursing			Training To Paramedical Staff		Family Welfare of MCH	Physiotherapy	Others
			Graduate	General Nursing	Others	Degree	Others			
1	Kasaragod	0	0	0	0	0	0	0	0	0
2	Kannur	0	0	0	0	0	0	0	0	0
3	Wayanad	0	0	0	0	0	0	0	0	0
4	Kozhikkode	0	0	0	0	0	0	0	0	0
5	Malappuram	0	0	0	0	0	0	0	0	0
6	Palakkad	0	0	0	0	0	0	0	0	0
7	Thrissur	0	0	0	0	0	0	0	0	0
8	Eranakulam	0	0	0	0	0	0	0	0	0
9	Idukki	0	0	0	0	0	0	0	0	0
10	Kottayam	0	0	0	0	0	0	0	0	0
11	Alappuzha	0	0	0	0	0	0	0	0	0
12	Pathanamthitta	0	0	0	0	0	0	0	0	0
13	Kollam	0	0	0	0	0	0	0	0	0
14	Thiruvananthapuram	0	0	0	0	0	0	0	0	0
State		0	0	0	0	0	0	0	0	0

Table 16.5
Districtwise Training Facilities & No. of Seats In Medical Institutions

System of Medicine : Sidha

Sl No	District	Medical Graduate & Above	Nursing			Training To Paramedical Staff		Family Welfare of MCH	Physiotherapy	Others
			Graduate	General Nursing	Others	Degree	Others			
1	Kannur	0	0	0	0	0	0	0	0	0
2	Palakkad	0	0	0	0	0	0	0	0	25
3	Thrissur	0	0	0	0	0	0	0	0	0
4	Eranakulam	0	0	0	0	0	0	0	0	0
5	Idukki	0	0	0	0	0	0	0	0	0
6	Kottayam	0	0	0	0	0	0	0	0	0
7	Alappuzha	0	0	0	0	0	0	0	0	0
8	Pathanamthitta	0	0	0	0	0	0	0	0	0
9	Kollam	0	0	0	0	0	0	0	0	0
10	Thiruvananthapuram	500	0	0	20	0	0	0	20	0
State		50	0	0	20	0	0	0	20	25

Table 16.6
Districtwise Training Facilities & No. of Seats In Medical Institutions

System of Medicine : Marma

Sl No	District	Medical Graduate & Above	Nursing			Training To Paramedical Staff		Family Welfare of MCH	Physiotherapy	Others
			Graduate	General Nursing	Others	Degree	Others			
1	Kannur	0	0	0	0	0	0	0	0	0
2	Kozhikkode	0	0	0	0	0	0	0	0	0
3	Malappuram	0	0	0	0	0	0	0	0	0
4	Palakkad	0	0	0	0	0	0	0	0	0
5	Thrissur	0	0	0	0	0	0	0	0	0
6	Eranakulam	0	0	0	0	0	0	0	0	0
7	Idukki	0	0	0	0	0	0	0	0	0
8	Kottayam	0	0	0	0	0	0	0	0	0
9	Alappuzha	0	0	0	0	0	0	0	0	0
10	Pathanamthitta	0	0	0	0	0	0	0	0	0
11	Kollam	0	0	0	0	0	0	0	0	0
12	Thiruvananthapuram	0	0	0	0	0	0	0	0	50
State		0	0	0	0	0	0	0	0	50

Table 16.7
Districtwise Training Facilities & No. of Seats In Medical Institutions

System of Medicine : Naturopathy

Sl No	District	Medical Graduate & Above	Nursing			Training To Paramedical Staff		Family Welfare of MCH	Physiotherapy	Others
			Graduate	General Nursing	Others	Degree	Others			
1	Kannur	0	0	0	0	0	0	0	0	0
2	Kozhikkode	0	0	0	0	0	0	0	0	0
3	Malappuram	0	0	0	3	0	0	0	0	5
4	Palakkad	0	0	0	0	0	0	0	0	0
5	Thrissur	0	0	0	0	0	0	0	0	0
6	Idukki	0	0	0	0	0	0	0	0	0
7	Kottayam	0	0	0	0	0	0	0	0	0
8	Alappuzha	0	0	0	0	0	0	0	0	10
9	Kollam	0	0	0	0	0	0	0	0	0
10	Thiruvananthapuram	0	0	0	0	0	0	0	0	0
State		0	0	0	3	0	0	0	0	15

Table 16.8
Districtwise Training Facilities & No. of Seats In Medical Institutions

System of Medicine : Others

Sl No	District	Medical Graduate & Above	Nursing			Training To Paramedical Staff		Family Welfare of MCH	Physiotherapy	Others
			Graduate	General Nursing	Others	Degree	Others			
1	Kasaragod	0	0	0	0	0	0	0	0	0
2	Kannur	0	0	0	0	0	0	0	0	0
3	Wayanad	0	0	0	10	0	0	0	0	0
4	Kozhikkode	0	0	0	0	0	0	0	0	0
5	Malappuram	0	0	0	5	0	0	0	0	0
6	Palakkad	0	0	0	0	0	0	0	0	18
7	Thrissur	0	0	0	0	0	0	0	0	0
8	Eranakulam	0	0	20	20	0	0	0	0	0
9	Idukki	0	0	0	0	0	0	0	0	0
10	Kottayam	0	0	0	65	30	0	0	0	0
11	Alappuzha	0	0	0	0	0	0	0	0	0
12	Pathanamthitta	0	0	0	20	0	0	0	0	72
13	Kollam	0	0	0	0	0	0	0	0	0
14	Thiruvananthapuram	0	0	0	0	0	0	0	0	20
State		0	0	20	120	30	0	0	0	110

Table 17
Districtwise No. of Medical Institutions Having Clinical Facilities

SI No	District	Major Operation	Minor Operation	Anesthesia	Kryo	Dialysis	Anti Rabic Treatment	Casualty Services (24 Hrs)
1	Kasaragod	25	37	25	7	0	10	19
2	Kannur	61	79	53	13	5	14	31
3	Wayanad	20	27	16	6	0	5	17
4	Kozhikkode	33	74	48	4	7	11	39
5	Malappuram	50	107	59	6	3	19	61
6	Palakkad	39	53	44	4	0	11	31
7	Thrissur	60	95	63	26	6	16	39
8	Eranakulam	73	114	84	11	9	18	69
9	Idukki	16	29	15	6	1	9	22
10	Kottayam	40	81	35	7	4	27	45
11	Alappuzha	30	55	24	16	1	7	1
12	Pathanamthitta	21	44	31	2	1	13	35
13	Kollam	72	62	47	36	4	15	23
14	Thiruvananthapuram	47	75	47	12	5	12	59
State		587	932	591	156	46	187	491

Table 17.1
Districtwise No. of Medical Institutions Having Clinical Facilities

System of Medicine : Allopathic

SI No	District	Major Operation	Minor Operation	Anesthesia	Kryo Treatment	Dialysis	Anti Rabic	Casualty Services (24 Hrs)
1	Kasaragod	25	37	25	7	0	10	19
2	Kannur	61	79	53	13	5	14	31
3	Wayanad	20	27	16	6	0	5	15
4	Kozhikkode	33	74	48	4	7	11	39
5	Malappuram	49	105	57	5	3	19	57
6	Palakkad	39	53	44	4	0	11	31
7	Thrissur	59	93	62	25	6	16	38
8	Eranakulam	73	113	82	10	8	18	69
9	Idukki	16	28	15	6	1	9	22
10	Kottayam	40	79	35	7	4	26	43
11	Alappuzha	30	55	24	16	1	6	1
12	Pathanamthitta	21	44	31	2	1	13	35
13	Kollam	71	60	45	35	4	15	23
14	Thiruvananthapuram	47	74	47	12	5	12	57
State		584	921	584	152	45	185	480

Table 17.2
Districtwise No. of Medical Institutions Having Clinical Facilities

System of Medicine : Ayurveda

SI No	District	Major Operation	Minor Operation	Anesthesia	Kryo Treatment	Dialysis	Anti Rabic	Casualty Services (24 Hrs)
1	Kasaragod	2	2	1	1	0	0	0
2	Kannur	0	0	0	0	0	0	0
3	Wayanad	0	1	0	0	0	0	2
4	Kozhikkode	1	1	1	0	0	0	1
5	Malappuram	2	4	3	1	0	0	5
6	Palakkad	1	1	0	0	0	1	1
7	Thrissur	4	5	3	2	0	1	2
8	Eranakulam	3	5	4	1	1	1	2
9	Idukki	0	0	0	0	0	0	0
10	Kottayam	0	5	1	0	0	1	1
11	Alappuzha	2	2	1	1	1	0	0
12	Pathanamthitta	2	3	2	0	1	0	4
13	Kollam	4	5	4	5	0	2	1
14	Thiruvananthapuram	3	4	3	1	0	1	6
State		24	38	23	12	3	7	25

Table 17.3
Districtwise No. of Medical Institutions Having Clinical Facilities

System of Medicine : Homoeopathic

SI No	District	Major Operation	Minor Operation	Anesthesia	Kryo Treatment	Dialysis	Anti Rabic	Casualty Services (24 Hrs)
1	Kasaragod	0	0	0	0	0	0	0
2	Kannur	2	3	2	0	0	2	1
3	Wayanad	0	0	0	0	0	0	0
4	Kozhikkode	0	0	0	0	0	0	0
5	Malappuram	0	0	0	0	0	0	0
6	Palakkad	0	0	0	0	0	0	0
7	Thrissur	1	1	0	1	0	0	0
8	Eranakulam	0	0	0	0	0	0	1
9	Idukki	0	1	0	0	0	0	0
10	Kottayam	0	1	0	0	0	1	1
11	Alappuzha	1	1	1	1	1	0	0
12	Pathanamthitta	0	0	0	0	0	0	0
13	Kollam	0	1	0	0	0	0	1
14	Thiruvananthapuram	0	2	0	0	0	0	2
State		4	10	3	2	1	3	6

Table 17.4
Districtwise No. of Medical Institutions Having Clinical Facilities

System of Medicine : Unani

SI No	District	Major Operation	Minor Operation	Anesthesia	Kryo Treatment	Dialysis	Anti Rabic	Casualty Services (24 Hrs)
1	Kasaragod	0	0	0	0	0	0	0
2	Kannur	0	0	0	0	0	0	0
3	Wayanad	0	0	0	0	0	0	0
4	Kozhikkode	0	0	0	0	0	0	0
5	Malappuram	0	0	0	0	0	0	0
6	Palakkad	0	0	0	0	0	0	0
7	Thrissur	0	0	0	0	0	0	0
8	Eranakulam	0	0	0	0	0	0	0
9	Idukki	0	0	0	0	0	0	0
10	Kottayam	0	0	0	0	0	0	0
11	Alappuzha	0	0	0	0	0	0	0
12	Pathanamthitta	0	0	0	0	0	0	0
13	Kollam	0	0	0	0	0	0	0
14	Thiruvananthapuram	0	0	0	0	0	0	0
State		0	0	0	0	0	0	0

Table 17.5
Districtwise No. of Medical Institutions Having Clinical Facilities

System of Medicine : Sidha

SI No	District	Major Operation	Minor Operation	Anesthesia	Kryo Treatment	Dialysis	Anti Rabic	Casualty Services (24 Hrs)
1	Kannur	0	0	0	0	0	0	0
2	Palakkad	0	0	0	0	0	0	0
3	Thrissur	0	0	0	0	0	0	0
4	Eranakulam	0	0	0	0	0	0	0
5	Idukki	0	0	0	0	0	0	0
6	Kottayam	0	0	0	0	0	0	0
7	Alappuzha	0	0	0	0	0	0	0
8	Pathanamthitta	0	0	0	0	0	0	0
9	Kollam	0	0	0	0	0	0	0
10	Thiruvananthapuram	0	1	0	0	0	0	1
	State	0	1	0	0	0	0	1

Table 17.6
Districtwise No. of Medical Institutions Having Clinical Facilities

System of Medicine : Marma

SI No	District	Major Operation	Minor Operation	Anesthesia	Kryo Treatment	Dialysis	Anti Rabic	Casualty Services (24 Hrs)
1	Kannur	0	0	0	0	0	0	0
2	Kozhikkode	0	0	0	0	0	0	0
3	Palakkad	0	0	0	0	0	0	0
4	Thrissur	0	0	0	0	0	0	0
5	Idukki	0	0	0	0	0	0	0
6	Kottayam	0	0	0	0	0	0	0
7	Alappuzha	0	0	0	0	0	0	0
8	Thiruvananthapuram	0	0	0	0	0	0	0
	State	0	0	0	0	0	0	0

Table 17.7
Districtwise No. of Medical Institutions Having Clinical Facilities

System of Medicine : Nateuropathy

SI No	District	Major Operation	Minor Operation	Anesthesia	Kryo Treatment	Dialysis	Anti Rabic	Casualty Services (24 Hrs)
1	Kannur	0	0	0	0	0	0	0
2	Kozhikkode	0	0	0	0	0	0	0
3	Malappuram	0	0	0	0	0	0	0
4	Palakkad	0	0	0	0	0	0	0
5	Thrissur	0	0	0	0	0	0	0
6	Idukki	0	0	0	0	0	0	0
7	Kottayam	0	0	0	0	0	0	0
8	Alappuzha	0	0	0	0	0	0	0
9	Kollam	1	1	1	1	0	0	1
10	Thiruvananthapuram	0	0	0	0	0	0	0
State		1	1	1	1	0	0	1

Table 17.8
Districtwise No. of Medical Institutions Having Clinical Facilities

System of Medicine : Others

SI No	District	Major Operation	Minor Operation	Anesthesia	Kryo Treatment	Dialysis	Anti Rabic	Casualty Services (24 Hrs)
1	Kasaragod	0	0	0	0	0	0	0
2	Kannur	0	1	0	0	0	0	0
3	Wayanad	0	0	0	0	0	0	0
4	Kozhikkode	0	0	0	0	0	0	0
5	Malappuram	0	0	0	0	0	0	2
6	Palakkad	0	0	0	0	0	0	0
7	Thrissur	0	0	0	0	0	0	0
8	Eranakulam	2	3	3	0	0	1	1
9	Idukki	0	0	0	0	0	0	0
10	Kottayam	1	4	1	1	0	3	0
11	Alappuzha	0	0	0	0	0	1	0
12	Pathanamthitta	0	0	0	0	0	0	0
13	Kollam	0	0	0	0	0	0	0
14	Thiruvananthapuram	0	0	0	0	0	0	0
State		3	8	4	1	0	5	3

Table 18
Classification of Medical Institutions Based on Laboratory Facilities

Sl No	District	X-Ray	E.C.G	I.C.Unit	CT Scan	MRA Scanning	Echo Test	Laser Rays	Ambulance	Canteen	Medical Store	Blood Bank	Phone Facility	Clinical Lab	Waste Disposal	Others
1	Kasaragod	36	37	21	5	2	7	0	10	12	79	0	101	50	38	8
2	Kannur	49	67	37	10	2	9	3	16	15	102	4	232	79	65	8
3	Wayanad	21	28	16	2	0	4	2	15	5	115	2	63	35	29	4
4	Kozhikkode	57	84	26	12	2	11	3	26	21	311	6	193	97	79	5
5	Malappuram	66	88	38	17	3	7	4	35	30	267	5	192	132	131	38
6	Palakkad	47	53	22	5	2	4	0	26	34	279	2	178	83	81	19
7	Thrissur	83	78	50	19	5	14	3	46	55	308	19	315	116	92	5
8	Eranakulam	127	119	57	25	8	20	11	51	55	113	17	448	201	213	6
9	Idukki	29	39	25	5	0	3	1	14	11	36	5	179	55	28	3
10	Kottayam	98	78	37	7	0	11	2	36	47	268	13	349	153	112	8
11	Alappuzha	51	47	16	9	3	4	1	23	12	33	2	93	85	37	6
12	Pathanamthitta	53	52	18	4	1	6	1	17	16	36	8	140	73	55	6
13	Kollam	70	102	28	7	5	6	3	25	18	68	7	322	157	56	4
14	Thiruvananthapuram	74	114	30	10	1	11	3	42	46	68	11	292	187	134	9
State		861	986	421	137	34	117	37	382	377	2083	101	3097	1503	1150	129

Table 18.1
Classification of Medical Institutions Based on Laboratory Facilities

System of Medicine : Allopathic

SI No	District	X-Ray	E.C.G	I.C.Unit	CT Scan	MRA Scanning	Echo Test	Laser Rays	Ambulance	Canteen	Medical Store	Blood Bank	Phone Facility	Clinical Lab	Waste Disposal	Others
1	Kasaragod	35	37	20	5	2	7	0	10	12	43	0	72	44	34	8
2	Kannur	49	65	37	10	2	9	3	15	13	61	4	148	79	60	8
3	Wayanad	21	28	16	2	0	4	2	14	5	43	2	46	35	27	4
4	Kozhikkode	56	82	26	12	2	11	3	26	21	112	6	141	93	73	4
5	Malappuram	62	83	37	16	2	7	3	33	24	116	5	125	120	103	23
6	Palakkad	45	51	22	5	2	4	0	24	26	77	1	100	76	55	10
7	Thrissur	82	76	49	19	5	14	3	46	49	106	19	174	107	78	5
8	Eranakulam	122	114	57	25	8	19	11	50	46	88	17	295	186	174	5
9	Idukki	29	38	25	5	0	3	1	14	11	24	5	136	55	28	3
10	Kottayam	98	78	37	7	0	11	2	35	41	85	12	189	150	86	5
11	Alappuzha	51	47	16	9	3	4	1	22	11	27	2	72	84	34	6
12	Pathanamthitta	53	52	18	4	1	6	1	16	15	19	8	98	70	51	5
13	Kollam	68	99	27	7	5	6	3	23	17	45	7	211	151	51	4
14	Thiruvananthapuram	74	111	30	10	1	11	3	41	41	52	11	199	177	115	8
State		845	961	417	136	33	116	36	369	332	898	99	2006	1427	969	98

Table 18.2
Classification of Medical Institutions Based on Laboratory Facilities

System of Medicine : Ayurveda

SI No	District	X-Ray	E.C.G	I.C.Unit	CT Scan	MRA Scanning	Echo Test	Laser Rays	Ambulance	Canteen	Medical Store	Blood Bank	Phone Facility	Clinical Lab	Waste Disposal	Others
1	Kasaragod	3	2	2	1	0	1	0	1	0	33	0	26	5	6	2
2	Kannur	0	2	0	0	0	0	0	0	2	27	0	56	1	3	0
3	Wayanad	1	1	0	0	0	0	0	2	0	49	0	11	1	3	0
4	Kozhikkode	2	2	1	0	0	1	0	1	1	131	0	37	3	5	0
5	Malappuram	5	6	3	1	1	0	1	4	5	99	0	45	8	17	10
6	Palakkad	2	4	1	0	0	0	0	3	8	171	1	67	9	23	4
7	Thrissur	6	8	4	2	0	1	0	4	10	157	1	101	14	17	0
8	Eranakulam	11	9	1	2	0	1	1	4	7	25	2	94	13	35	0
9	Idukki	0	0	0	0	0	0	0	0	1	9	0	21	1	1	0
10	Kottayam	0	4	1	0	0	0	0	1	4	156	1	79	6	18	1
11	Alappuzha	2	2	1	0	1	1	0	1	2	8	0	14	3	4	1
12	Pathanamthitta	2	4	2	1	0	0	0	3	4	9	1	26	6	4	1
13	Kollam	6	6	2	0	0	0	0	3	3	16	0	74	13	8	0
14	Thiruvananthapuram	2	10	0	0	0	0	0	2	7	15	0	53	17	14	0
State		42	60	18	7	2	5	2	29	54	905	6	704	100	158	19

Table 18.3
Classification of Medical Institutions Based on Laboratory Facilities

System of Medicine : Homoeopathic

Sl No	District	X-Ray	E.C.G	I.C.Unit	CT Scan	MRA Scanning	Echo Test	Laser Rays	Ambulance	Canteen	Medical Store	Blood Bank	Phone Facility	Clinical Lab	Waste Disposal	Others
1	Kasaragod	0	0	0	0	0	0	0	0	0	5	0	5	3	0	1
2	Kannur	2	3	1	0	0	0	0	2	0	15	0	30	3	3	0
3	Wayanad	0	0	0	0	0	0	0	0	0	23	0	7	0	0	0
4	Kozhikkode	0	1	0	0	0	0	0	0	0	66	0	14	2	1	0
5	Malappuram	1	2	0	0	0	0	0	0	0	48	0	19	3	7	4
6	Palakkad	1	2	0	0	0	0	0	1	1	33	0	16	2	7	4
7	Thrissur	1	2	1	0	1	0	0	1	1	48	1	44	3	1	0
8	Eranakulam	0	3	0	0	0	0	0	0	2	9	0	64	10	10	1
9	Idukki	1	2	0	0	0	0	0	1	0	6	1	23	2	1	0
10	Kottayam	0	1	0	0	0	0	0	0	0	28	0	83	6	10	1
11	Alappuzha	1	1	0	0	1	1	0	0	1	1	0	10	1	1	1
12	Pathanamthitta	0	0	0	0	0	0	0	0	0	9	0	19	4	4	0
13	Kollam	2	4	0	0	0	0	0	0	0	9	0	64	9	4	0
14	Thiruvananthapuram	2	5	0	0	0	0	0	0	1	5	1	60	16	14	0
State		11	26	2	0	2	1	0	5	6	305	3	458	64	63	12

Table 18.4
Classification of Medical Institutions Based on Laboratory Facilities

System of Medicine : Unani

Sl No	District	X-Ray	E.C.G	I.C.Unit	CT Scan	MRA Scanning	Echo Test	Laser Rays	Ambulance	Canteen	Medical Store	Blood Bank	Phone Facility	Clinical Lab	Waste Disposal	Others
1	Kasaragod	0	0	0	0	0	0	0	0	0	0	0	0	0	0	0
2	Kannur	0	0	0	0	0	0	0	0	0	0	0	0	0	0	0
3	Wayanad	0	0	0	0	0	0	0	0	0	3	0	0	0	0	0
4	Kozhikkode	0	0	0	0	0	0	0	0	0	4	0	1	0	0	0
5	Malappuram	0	0	0	0	0	0	0	0	0	11	0	4	1	2	1
6	Palakkad	0	0	0	0	0	0	0	0	0	3	0	0	0	0	0
7	Thrissur	0	0	0	0	0	0	0	0	0	1	0	1	0	0	0
8	Eranakulam	0	1	0	0	0	0	0	0	0	1	0	3	0	0	0
9	Idukki	0	0	0	0	0	0	0	0	0	0	0	0	0	0	0
10	Kottayam	0	0	0	0	0	0	0	0	0	0	0	0	0	0	0
11	Alappuzha	0	0	0	0	0	0	0	0	0	0	0	0	0	0	0
12	Pathanamthitta	0	0	0	0	0	0	0	0	0	0	0	0	0	0	0
13	Kollam	0	0	0	0	0	0	0	0	0	0	0	1	0	0	0
14	Thiruvananthapuram	0	0	0	0	0	0	0	0	0	0	0	0	0	0	0
State		0	1	0	0	0	0	0	0	0	23	0	10	1	2	1

Table 18.5
Classification of Medical Institutions Based on Laboratory Facilities

System of Medicine : Sidha

Sl No	District	X-Ray	E.C.G	I.C.Unit	CT Scan	MRA Scanning	Echo Test	Laser Rays	Ambulance	Canteen	Medical Store	Blood Bank	Phone Facility	Clinical Lab	Waste Disposal	Others
1	Kannur	0	0	0	0	0	0	0	0	0	0	0	2	0	1	0
2	Palakkad	0	0	0	0	0	0	0	0	0	2	0	1	0	0	0
3	Thrissur	0	0	0	0	0	0	0	0	0	1	0	0	0	0	0
4	Eranakulam	0	1	0	0	0	0	0	0	0	0	0	1	0	0	0
5	Idukki	0	0	0	0	0	0	0	0	0	0	0	0	0	0	0
6	Kottayam	0	0	0	0	0	0	0	0	0	1	0	2	0	0	0
7	Alappuzha	0	0	0	0	0	0	0	0	0	0	0	1	0	0	0
8	Pathanamthitta	0	0	0	0	0	0	0	0	0	0	0	0	0	0	0
9	Kollam	0	0	0	0	0	0	0	0	0	0	0	0	0	0	0
10	Thiruvananthapuram	0	1	0	0	0	0	0	1	1	1	0	5	1	2	0
State		0	2	0	0	0	0	0	1	1	5	0	12	1	3	0

Table 18.6
Classification of Medical Institutions Based on Laboratory Facilities

System of Medicine : Marma

Sl No	District	X-Ray	E.C.G	I.C.Unit	CT Scan	MRA Scanning	Echo Test	Laser Rays	Ambulance	Canteen	Medical Store	Blood Bank	Phone Facility	Clinical Lab	Waste Disposal	Others
1	Kannur	0	0	0	0	0	0	0	0	0	0	0	0	0	0	0
2	Kozhikkode	0	0	0	0	0	0	0	0	0	0	0	1	0	0	0
3	Malappuram	0	0	0	0	0	0	0	0	0	1	0	0	0	0	0
4	Palakkad	0	0	0	0	0	0	0	0	0	2	0	0	0	0	0
5	Thrissur	0	0	0	0	0	0	0	0	0	0	0	0	0	0	0
6	Eranakulam	0	0	0	0	0	0	0	0	0	0	0	0	0	0	0
7	Idukki	0	0	0	0	0	0	0	0	0	0	0	1	0	0	0
8	Kottayam	0	0	0	0	0	0	0	1	1	1	0	0	0	0	0
9	Alappuzha	0	0	0	0	0	0	0	0	0	0	0	0	0	0	0
10	Pathanamthitta	0	0	0	0	0	0	0	0	0	0	0	0	0	0	0
11	Kollam	0	0	0	0	0	0	0	0	0	0	0	0	0	0	0
12	Thiruvananthapuram	0	0	0	0	0	0	0	0	0	0	0	0	0	0	0
State		0	0	0	0	0	0	0	1	1	4	0	2	0	0	0

Table 18.7
Classification of Medical Institutions Based on Laboratory Facilities

System of Medicine : Naturopathy

SI No	District	X-Ray	E.C.G	I.C.Unit	CT Scan	MRA Scanning	Echo Test	Laser Rays	Ambulance	Canteen	Medical Store	Blood Bank	Phone Facility	Clinical Lab	Waste Disposal	Others
1	Kannur	0	0	0	0	0	0	0	0	0	0	0	0	0	0	0
2	Kozhikkode	0	0	0	0	0	0	0	0	0	0	0	0	0	0	0
3	Malappuram	0	0	0	0	0	0	0	0	2	0	0	3	0	1	1
4	Palakkad	0	0	0	0	0	0	0	0	0	0	0	0	0	0	0
5	Thrissur	0	0	0	0	0	0	0	0	1	2	0	3	0	1	0
6	Idukki	0	0	0	0	0	0	0	0	0	0	0	1	0	0	0
7	Kottayam	0	0	0	0	0	0	0	0	1	1	0	0	0	0	0
8	Alappuzha	0	0	0	0	0	0	0	0	0	0	0	0	0	0	0
9	Kollam	1	1	1	0	0	0	0	0	1	1	0	1	0	1	0
10	Thiruvananthapuram	0	0	0	0	0	0	0	0	0	0	0	0	0	0	0
State		1	1	1	0	0	0	0	0	5	4	0	8	0	3	1

Table 18.8
Classification of Medical Institutions Based on Laboratory Facilities

System of Medicine : Others

SI No	District	X-Ray	E.C.G	I.C.Unit	CT Scan	MRA Scanning	Echo Test	Laser Rays	Ambulance	Canteen	Medical Store	Blood Bank	Phone Facility	Clinical Lab	Waste Disposal	Others
1	Kasaragod	0	0	0	0	0	0	0	0	0	2	0	2	0	1	0
2	Kannur	1	0	0	0	0	0	0	0	0	1	0	3	0	0	0
3	Wayanad	0	0	0	0	0	0	0	0	0	2	0	1	0	0	0
4	Kozhikkode	0	2	0	0	0	0	0	0	1	10	0	4	2	1	1
5	Malappuram	1	1	0	0	0	0	0	0	1	8	0	5	8	7	2
6	Palakkad	1	1	0	0	0	0	0	0	0	4	0	3	1	0	1
7	Thrissur	0	0	0	0	0	0	0	0	0	0	0	2	0	0	0
8	Eranakulam	3	2	1	1	0	1	1	2	3	1	0	14	3	7	0
9	Idukki	1	1	0	0	0	0	0	1	1	4	1	3	2	2	0
10	Kottayam	1	5	0	0	0	0	0	1	4	7	0	11	5	2	3
11	Alappuzha	0	0	0	0	0	0	0	1	0	0	0	0	0	0	0
12	Pathanamthitta	0	0	0	0	0	0	0	0	0	0	0	4	0	0	0
13	Kollam	0	0	0	0	0	0	0	0	0	0	0	3	0	0	0
14	Thiruvananthapuram	0	1	0	0	0	0	0	1	1	1	0	8	1	1	1
State		8	13	1	1	0	1	1	6	11	40	1	63	22	21	8

Table 19
Districtwise No. of Medical Institutions & Average Monthly Expenditure & Income
(In Rs.) Per Institution

Sl No	District	No. of Institutions	Average Monthly Expenditure	Average Monthly Income
1	Kasaragod	419	32111	51900
2	Kannur	936	53777	74232
3	Wayanad	332	36273	42094
4	Kozhikkode	1206	54884	63150
5	Malappuram	905	72075	92004
6	Palakkad	763	46803	62186
7	Thrissur	961	170323	190480
8	Eranakulam	1813	149821	176249
9	Idukki	479	67982	84994
10	Kottayam	1294	47162	56020
11	Alappuzha	988	32290	42818
12	Pathanamthitta	576	105189	113611
13	Kollam	810	60161	70534
14	Thiruvananthapuram	985	90023	118756
State		12467	80352	97034

Table 19.1
Districtwise No. of Medical Institutions & Average Monthly Expenditure & Income
(In Rs.) Per Institution

System of Medicine : Allopathic

Sl No	District	No. of Institutions	Average Monthly Expenditure	Average Monthly Income
1	Kasaragod	184	59749	97874
2	Kannur	300	149521	205198
3	Wayanad	106	91665	103522
4	Kozhikkode	352	162987	183017
5	Malappuram	333	152583	197325
6	Palakkad	262	95131	126481
7	Thrissur	316	486837	537830
8	Eranakulam	793	324510	382705
9	Idukki	238	129293	159046
10	Kottayam	440	119814	137327
11	Alappuzha	384	69825	91625
12	Pathanamthitta	263	219027	233917
13	Kollam	374	115165	131977
14	Thiruvananthapuram	480	166476	220462
	State	4825	186681	223298

Table 19.2
Districtwise No. of Medical Institutions & Average Monthly Expenditure & Income
(In Rs.) Per Institution

System of Medicine : Ayurveda

Sl No	District	No. of Institutions	Average Monthly Expenditure	Average Monthly Income
1	Kasaragod	188	12810	18884
2	Kannur	373	11092	15071
3	Wayanad	138	15661	19074
4	Kozhikkode	539	15992	19629
5	Malappuram	355	38875	44238
6	Palakkad	370	29050	35996
7	Thrissur	437	26394	30420
8	Eranakulam	465	30021	34381
9	Idukki	132	9343	13207
10	Kottayam	428	16215	21189
11	Alappuzha	262	32850	48486
12	Pathanamthitta	155	60155	60686
13	Kollam	244	24317	29998
14	Thiruvananthapuram	246	17740	23407
	State	4332	23954	29244

Table 19.3
Districtwise No. of Medical Institutions & Average Monthly Expenditure & Income (In Rs.) Per Institution

System of Medicine : Homoeopathic

Sl No	District	No. of Institutions	Average Monthly Expenditure	Average Monthly Income
1	Kasaragod	54	9698	13775
2	Kannur	259	6328	9953
3	Wayanad	77	3646	5035
4	Kozhikkode	291	3547	6618
5	Malappuram	192	6015	10102
6	Palakkad	121	6329	11905
7	Thrissur	202	10666	14755
8	Eranakulam	536	6408	7640
9	Idukki	109	6419	12535
10	Kottayam	407	4588	8877
11	Alappuzha	335	18104	28806
12	Pathanamthitta	163	7429	9021
13	Kollam	226	6747	10970
14	Thiruvananthapuram	254	6619	9998
	State	3226	7450	11534

Table 19.4
Districtwise No. of Medical Institution & Average Monthly Expenditure & Income
(In Rs.) Per Institution

System of Medicine : Unani

SI No	District	No. of Institutions	Average Monthly Expenditure	Average Monthly Income
1	Kasaragod	4	8281	13375
2	Kannur	2	79825	95500
3	Wayanad	6	4386	4859
4	Kozhikkode	19	4728	9235
5	Malappuram	29	9750	12519
6	Palakkad	9	11319	14056
7	Thrissur	10	10685	13250
8	Eranakulam	12	7353	9460
9	Idukki	1	3900	3900
10	Kottayam	4	1862	4250
11	Alappuzha	5	5027	5317
12	Pathanamthitta	2	9030	10300
13	Kollam	2	9175	13250
14	Thiruvananthapuram	4	3063	6125
State		109	8934	11961

Table 19.5
Districtwise No. of Medical Institutions & Average Monthly Expenditure & Income
(In Rs.) Per Institution

System of Medicine : Sidha

SI No	District	No. of Institutions	Average Monthly Expenditure	Average Monthly Income
1	Kannur	3	12492	17800
2	Palakkad	12	18809	33592
3	Thrissur	2	5175	6125
4	Eranakulam	4	20005	24380
5	Idukki	1	14070	14070
6	Kottayam	6	9288	11583
7	Alappuzha	1	31169	33000
8	Pathanamthitta	2	2125	2350
9	Kollam	1	5410	8500
10	Thiruvananthapuram	39	122407	124611
State		71	73775	78252

Table 19.6
Districtwise No. of Medical Institution & Average Monthly Expenditure & Income (In Rs.) Per Institution

System of Medicine : Marma

SI No	District	No. of Institutions	Average Monthly Expenditure	Average Monthly Income
1	Kannur	3	3112	5617
2	Kozhikkode	5	3700	8316
3	Malappuram	1	25900	28000
4	Palakkad	2	7600	9000
5	Thrissur	1	1220	5600
6	Eranakulam	3	15383	15383
7	Idukki	1	13250	21500
8	Kottayam	6	24720	31167
9	Alappuzha	1	4000	4000
10	Pathanamthitta	1	9650	16000
11	Kollam	1	5410	8500
12	Thiruvananthapuram	5	8621	12500
State		30	11335	15189

Table 19.7
Districtwise No. of Medical Institution & Average Monthly Expenditure & Income (In Rs.) Per Institution

System of Medicine : Naturopathy

SI No	District	No. of Institutions	Average Monthly Expenditure	Average Monthly Income
1	Kannur	1	5045	16000
2	Kozhikkode	1	100	500
3	Malappuram	3	23633	29333
4	Palakkad	1	420	500
5	Thrissur	4	39932	261425
6	Idukki	1	900	6000
7	Kottayam	4	4305	6262
8	Alappuzha	1	31900	36000
9	Kollam	1	257375	288500
10	Thiruvananthapuram	3	7408	14250
	State	20	28291	77450

Table 19.8**Districtwise No. of Medical Institution & Average Monthly Expenditure & Income
(In Rs.) Per Institution***System of Medicine : Others*

SI No	District	No. of Institutions	Average Monthly Expenditure	Average Monthly Income
1	Kasaragod	9	5813	13700
2	Kannur	21	7283	24257
3	Wayanad	14	11045	22609
4	Kozhikkode	28	18759	21266
5	Malappuram	31	10759	16353
6	Palakkad	19	18944	22853
7	Thrissur	9	12448	14167
8	Eranakulam	44	21325	23296
9	Idukki	13	11518	21807
10	Kottayam	46	15265	23078
11	Alappuzha	16	9444	14228
12	Pathanamthitta	12	8708	10033
13	Kollam	11	8209	13227
14	Thiruvananthapuram	32	8473	10561
	State	305	13436	19065

Table 20**Districtwise Classification of Medical Institutions According To Bed Strength***System of Medicine : Allopathic*

Sl No	District	No. of Beds					Total
		Below 10	Above 10 - 49	50 -99	100 - 199	200 And	
1	2	3	4	5	6	7	8
1	Kasaragod	13	22	2	4	1	42
2	Kannur	14	64	5	7	5	95
3	Wayanad	9	28	2	5	0	44
4	Kozhikkode	27	43	11	2	3	86
5	Malappuram	31	67	8	2	2	110
6	Palakkad	25	38	9	5	1	78
7	Thrissur	16	45	19	10	9	99
8	Eranakulam	28	83	11	10	13	145
9	Idukki	23	63	6	11	6	109
10	Kottayam	20	83	11	7	5	126
11	Alappuzha	31	52	5	2	2	92
12	Pathanamthitta	10	38	5	6	5	64
13	Kollam	56	88	6	3	5	158
14	Thiruvananthapuram	45	86	10	9	7	157
State		348	800	110	83	64	1405